



A TEREX BRAND

Parts Manual

Serial Number Range

GS-1530

to SN 59999

GS-1930

Part No. 39529

Rev J25

January 2015

Technical Publications

Genie has endeavored to deliver the highest degree of accuracy possible. However, continuous improvement of our products is a Genie policy. Therefore, product specifications are subject to change without notice.

Readers are encouraged to notify Genie of errors and send in suggestions for improvement. All communications will be carefully considered for future printings of this and all other manuals.

Contact Us:

<http://www.genielift.com>
 e-mail: awp.techpub@terex.com

Serial Number Information


Genie Industries offers the following Parts Manuals for these models:

Title	Part No
Genie GS-1530, GS-1930 Parts Manual (from serial number GS3003-60000 to GS3005-75999).....	96315
Genie GS-1530 and GS-1930 Parts Manual (from serial number GS3005-76000).....	96384

Copyright © 2011 by Terex Corporation

39529 Rev J July 2009
 First Edition, Ninth Printing

Genie is a registered trademark of Terex South Dakota, Inc. in the USA and many other countries. "GS" is a trademark of Terex South Dakota, Inc.

 Printed on recycled paper



A TEREX BRAND

Model: GS-1930
Serial number: GS3005A-12345
Model year: 2005 Manufacture date: 04/12/05
Electrical schematic number: ES0141
Machine unladen weight: 2,714 lb / 1,231 N

Rated work load (including occupants): 500 lb / 227 kg
Maximum allowable inclination of the chassis:
N/A

Gradeability: N/A

Maximum allowable side force : 100 lb / 445 N
Maximum number of platform occupants:2

Country of manufacture: USA
This machine complies with:

ANSI A92.6-
B354.2-

Terex South Dakota, Inc.
18340 NE 76th Street
Redmond, WA 98052
USA



|||||

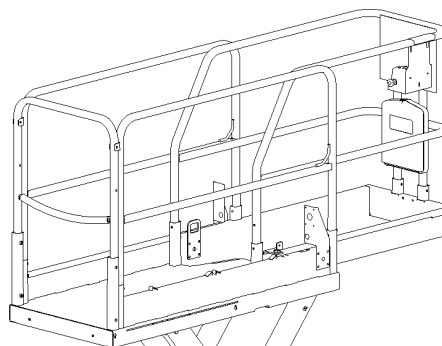
GS30 05 A - 12345

Model

Model year

Sequence number

Facility code
(used only for model manufactured in multiple facilities)



Serial number
(stamped on chassis)

Serial label

Serial number
(stamped on chassis)

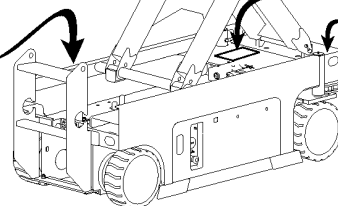


Table of Contents

This manual is updated frequently. If you have a printed manual, you can keep it up to date by downloading new figures from the Genie website at www.genielift.com. For the most up-to-date parts information, visit the Parts Lookup System on the Genie website at www.genielift.com.

How to Read Your Serial Number.....3
 Parts Stocking List.....7
 How to Order Parts.....8
 Service Parts Fax Order Form.....9

Electronic Version

Click on any page number to view the figure.

100 Decals and Paint

101.1 Decals and Paint.....10
 102.1 Platform Control Box Decals.....14

200 Drive Chassis Components

201.1 Steer Axle Linkage and Wheels (to serial number 1999).....16
 201.2 Steer Axle Linkage and Wheels (from serial number 2000 to 25899).....18
 201.3 Steer Axle Linkage and Wheels (from serial number 25900 to 35799).....20
 201.4 Steer Axle Linkage and Wheels (from serial number 35800 to 42999).....24
 201.5 Steer Axle Linkage and Wheels (from serial number 43000 to 59999).....26
 202.1 Ground Controls and Level Sensor Installation (to serial number 1999).....30
 202.2 Ground Controls and Level Sensor Installation (from serial number 2000 to 18703).....32
 202.3 Ground Controls and Level Sensor Installation (from serial number 18704 to 35799).....34
 202.4 Ground Controls and Level Sensor Installation (from serial number 35800).....36
 203.1 Battery Charger.....40
 203.2 Battery Charger, Asia.....42
 203.3 Battery Charger, 220V AC, European.....44
 203.4 Battery Charger, Worldwide.....46
 204.1 Battery Pack Module (to serial number 1999).....48
 204.2 Battery Pack Module (from serial number 2000 to 18703).....50
 204.3 Battery Pack Module (from serial number 18704 to 35799).....54

204.4 Battery Pack Module (from serial number 35800).....56
 205.1 Battery Pack Module Installation (from serial number 18704 to 35799).....58
 205.2 Battery Pack Module Installation (from serial number 35800).....60
 206.1 Non-steer Axle, Counterweights and Brake Release Hand Pump (to SN 29767).....62
 206.2 Non-steer Axle, Counterweights and Brake Release Hand Pump (from SN 29768).....64
 207.1 Pothole Protection Assembly (to serial number 1999).....66
 207.2 Pothole Protection Assembly (from serial number 2000 to 35799).....68
 207.3 Pothole Protection Assembly (from serial number 35800).....70
 208.1 Power Unit Module (to serial number 1999).....72
 208.2 Power Unit Module (from serial number 2000 to 16988).....74
 208.3 Power Unit Module (from serial number 16989 to 35799).....76
 208.4 Power Unit Module (from serial number 35800).....78
 209.1 Power Unit Module Installation (to serial number 1999).....80
 209.2 Power Unit Module Installation (from serial number 2000 to 35799).....82
 209.3 Power Unit Module Installation (from serial number 35800).....84
 210.1 Hydraulic Power Unit.....86
 211.1 Ground Controls (to SN 28695).....88
 211.2 Ground Controls (from SN 28696 to 45894).....90
 211.3 Ground Controls (from SN 45895).....92
 212.1 Function Manifold (to serial number 6843).....94
 212.2 Function Manifold (from serial number 6844 to 35799).....96
 212.3 Function Manifold (from serial number 35800).....98
 213.1 Brake Release Hand Pump Manifold.....100
 214.1 Hydraulic Hoses and Fittings (to serial number 35799).....102
 214.2 Hydraulic Hoses and Fittings (from serial number 35800).....106
 215.1 Power Cables - Drive Chassis (to serial number 27543, without contactor).....110
 215.2 Power Cables - Drive Chassis (from serial number 27544, without contactor).....112
 215.3 Power Cables - Drive Chassis (from serial number 27544, with contactor).....114

300 Scissor Components

301.1 Scissor Assembly, GS-1530, View 1 (to serial number 631).....116

301.2 Scissor Assembly, GS-1530, View 1 (from serial number 632 to 2130).....	118	505.1 Voltage Inverter.....	180
302.1 Scissor Assembly, GS-1530, View 2 (to serial number 631).....	120	506.1 Battery - Maintenance Free.....	182
302.2 Scissor Assembly, GS-1530, View 2 (from serial number 632 to 23567).....	122	Indices	
302.3 Scissor Assembly, GS-1530, View 2 (from serial number 23568 to 50515).....	124	Part Number Index.....	184
302.4 Scissor Assembly, GS-1530, View 2 (from serial number 50515).....	126	Part Description Index.....	188
303.1 Scissor Assembly, GS-1930, View 1 (to serial number 631).....	128	Cross References	
303.2 Scissor Assembly, GS-1930, View 1 (from serial number 632).....	130	Fittings Cross Reference.....	194
304.1 Scissor Assembly, GS-1930, View 2 (to serial number 631).....	132		
304.2 Scissor Assembly, GS-1930, View 2 (from serial number 632 to 23567).....	134		
304.3 Scissor Assembly, GS-1930, View 2 (from serial number 23568 to 50515).....	136		
304.4 Scissor Assembly, GS-1930, View 2 (from serial number 50516).....	138		
305.1 Lift Cylinder Assembly, GS-1530, GS-1930 (from serial number 23568).....	140		
400 Platform Components			
401.1 Platform Installation.....	142		
402.1 Platform Railings with Entry Chain - Round Tube.....	144		
403.1 Platform Railings with Entry Gate - Round Tube.....	146		
404.1 Platform Entry Gate Installation - Round Tube.....	148		
405.1 Platform Extension - Round Tube.....	150		
406.1 Platform Railings and Platform Extension - Square Tube.....	152		
407.1 Power to Platform.....	154		
408.1 Platform Controls (to serial number 17407).....	156		
408.2 Platform Controls (from serial number 17408 to 42999).....	158		
408.3 Platform Controls (from serial number 43000 to 51014).....	160		
408.4 Platform Controls (from serial number 51015).....	162		
409.1 Joystick Controller (to serial number 17407).....	164		
409.2 Joystick Controller (from serial number 17408 to 51014).....	166		
409.3 Joystick Controller (from serial number 51015).....	168		
410.1 Control Cable - Chassis to Platform.....	170		
500 Accessories			
501.1 Alarms, Horn and Flashing Beacon.....	172		
502.1 Air Line to Platform.....	174		
503.1 Platform Worklight.....	176		
504.1 Platform Overload Protection.....	178		

Required Parts

The following parts are required to perform maintenance procedures as outlined in the *Genie GS-1530 and GS-1930 Service Manual*.

Description	Part No.
Filter Element, 10 Micron.....	44788
Dielectric Grease.....	66399
Chevron Ultra-duty Grease (Lithium) or equivalent, EP NLGI 1.....(source locally)	
Breather Cap, Hydraulic Tank.....	78546
Cotter Pin, Castle Nut, Steer-end Wheels, GS-32, GS-46.....	13635-10
Cotter Pin, Castle Nut, Steer-end Wheels, GS-30 and Non-steer end Wheels, All Models	42079

Recommended Parts

Description	Part No.
Genie Blue Paint, 1 Gallon	32150
Genie Blue Paint, 12 Ounce Aerosol	1484
Genie Gray Paint, 1 Gallon	32151
Genie Gray Paint, 12 Ounce Aerosol	1268

Manuals

Genie Industries offers the following support documents for these models:

Title	Part No.
Genie GS-1530 and GS-1930 Operator's Manual, 1st Edition.....	39527
Genie GS-1530 and GS-1930 Service Manual.....	39528
Genie GS-1530 and GS-1930 Service Manual.....	72876
EMI Safety Manual.....	27581
Manual of Responsibilities ANSI A92.6.....	44163

How To Order Parts

Please be prepared with the following information when ordering replacement parts for your Terex or Genie product:

- Machine model number
- Machine serial number
- Part number
- Part description and quantity
- Purchase order number
- "Ship to" address
- Desired method of shipment
- Name and telephone number of the authorized distributor in your area

Use the Service Parts Fax Order Form on the next page and fax your order to our Parts Department.

If you don't know the name of your authorized distributor, or if your area is not currently serviced by an authorized distributor, please call Terex or Genie Industries.

Machine Information

Model

Serial Number

Date of Purchase

Authorized Genie Distributor

Phone Number

North America

Telephone (425) 556-6551
 Toll Free (877) 367-5606 in U.S.A. and Canada
 Fax (425) 556-8659
 Toll Free Fax (888) 274-6192

Europe

Parts Telephone (31) (165) 519 313
 Parts Fax (31) (165) 511 148

Australia

Parts Telephone (61) (7) 3456 4444
 Parts Fax (61) (7) 3456 4466

South America

Parts Telephone (55) (11) 4082 5600
 Parts Fax (55) (11) 4082 5630

Service Parts Fax Order Form

Fax to: (425) 556-8659 or Toll Free: 888-274-6192
International: +1-425-556-8659



Please fill out completely

Date _____ Account Number _____

Your Name _____ Your Fax Number _____

_____ Your Phone Number _____

Bill To _____ Ship To _____

Purchase Order Number _____ Ship Via _____

Model(s) _____ Serial No.(s) _____

Optional Equipment _____

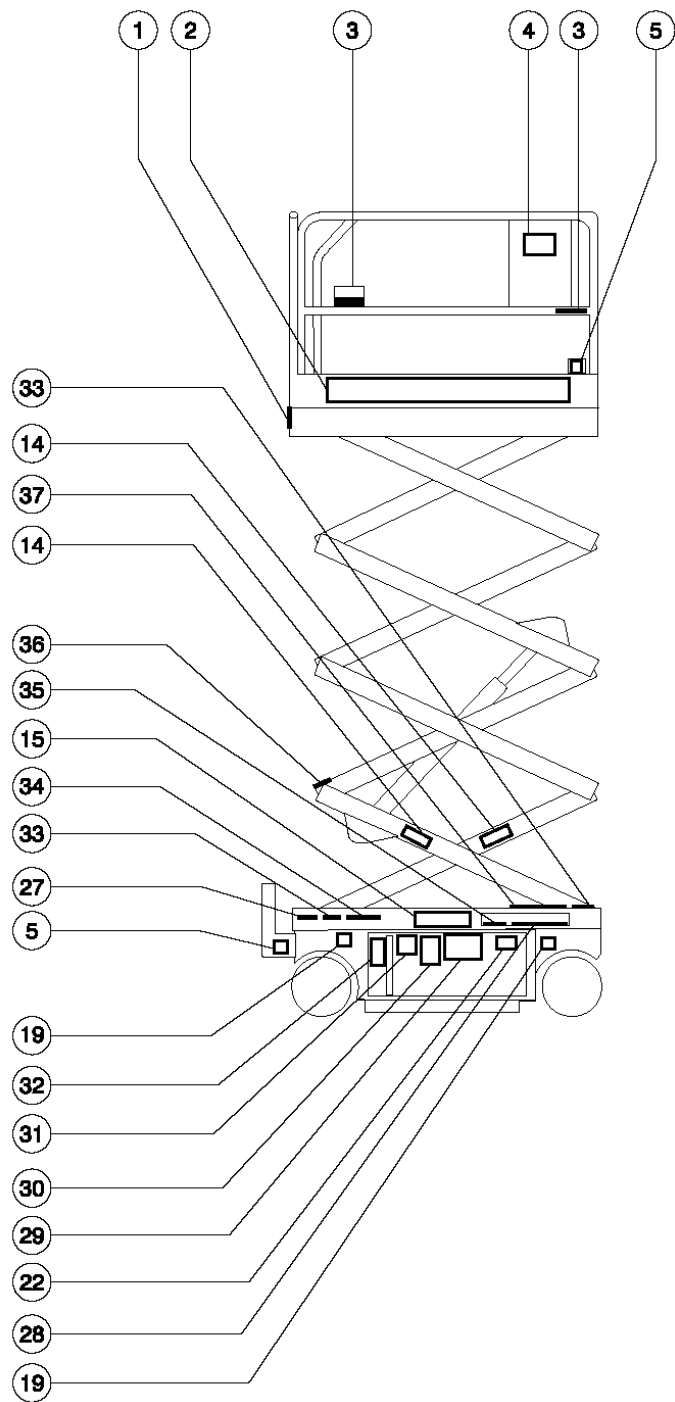
Part Number	Description	Quantity	Price

All back-ordered parts will be shipped when available via the same ship method as the original order unless Noted below:

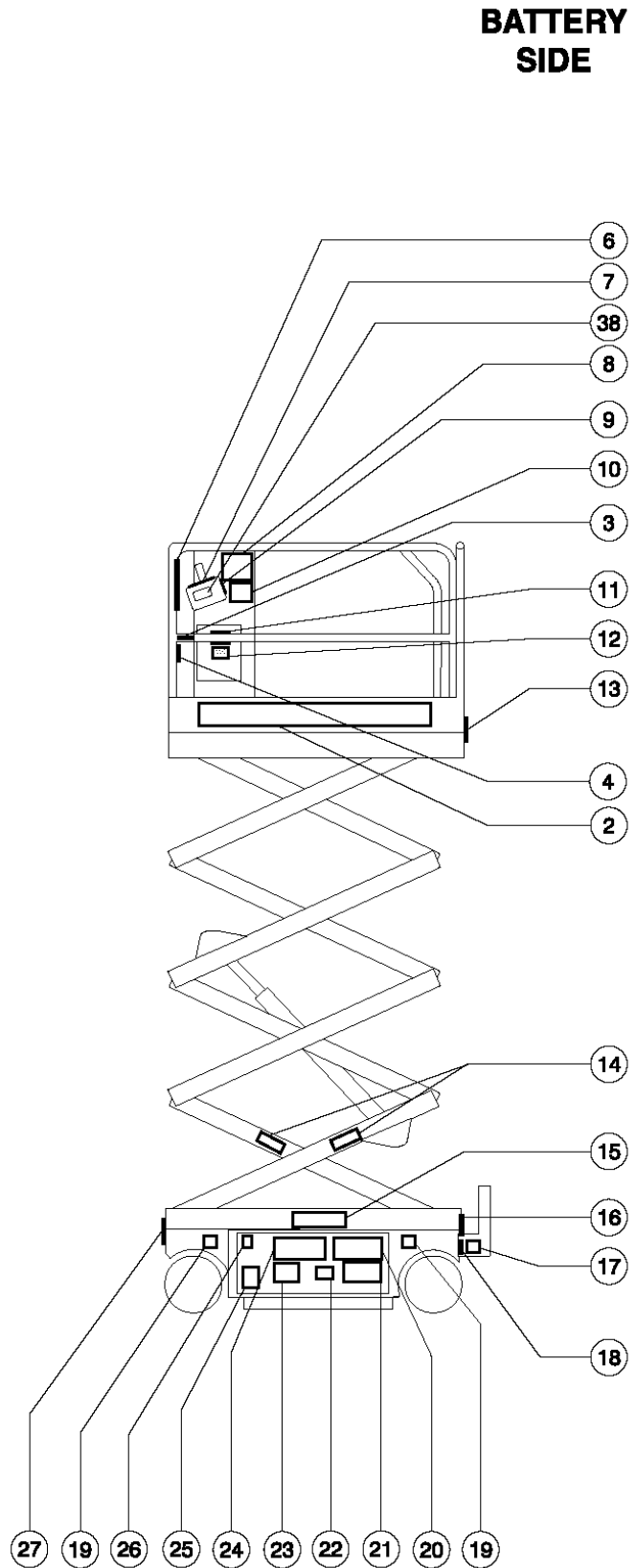
- Ship complete order only - No back orders
- Ship all available parts and contact customer on disposition of back-ordered parts
- Other (please specify)



101.1 Decals and Paint



**GROUND
CONTROLS
SIDE**



**BATTERY
SIDE**

101.1 Decals and Paint

Item	Part No.	Description	Qty.	Item	Part No.	Description	Qty.
--	1268	PAINT,AEROSOL,GENIE GRAY***		2A	62054	DECAL,COSMETIC,GENIE GS-1930**.....	2
--	1484	PAINT,AEROSOL,BRIGHT BLUE***		3	40434	DECAL,LANYARD ANCHORAGE POINT.....	3
--	32150	PAINT,WET,GENIE BLUE (1 GL)**		4	43618	DECAL,LABEL-DIRECTION ARROWS.....	2
--	32151	PAINT,WET,GENIE GRAY (1 GL)**		5	28235	DECAL,POWER TO PLATFORM 115V.....	2
A	214873	DECAL KIT,1530 COMP,ANSI/CSA (North American models)		5A	28174	DECAL,POWER TO PLATFORM 230V.....	2
B	214875	DECAL KIT,1530 PLAT,ANSI/CSA (North American models)		6	43091	DECAL,DANGER,GENERAL SAFETY.....	1
C	214876	DECAL KIT,1530 COMP,CE (European models)		7		Ref. Label - Platform Control Box..... (refer to Figure 102.1)	1
D	214877	DECAL KIT,1530 PLAT,CE (European models)		8	43090	DECAL,NOTICE, OPER INST, PCP.....	1
E	214878	DECAL KIT, 1530 COMP, AUS (Australia models)		9	46238	DECAL,NOTICE,ERROR LIGHT.....	1
F	214879	DECAL KIT, 1530 PLAT, AUS (Australia models)		10	44736	DECAL,DANGER,TIP-OVER,TILT....	1
G	214880	DECAL KIT, 1930 COMP, ANSI/CSA (North American models)		11	28236	DECAL,WARN,IMPROPER OPERATION.....	1
H	214881	DECAL KIT, 1930 PLAT, ANSI/CSA (North American models)		12	28176	DECAL,LABEL,MANUAL NOT HERE..... (located inside manual storage box)	1
I	214882	DECAL KIT, 1930 COMP, CE (European models)		13	43092	DECAL,NOTICE,MAX CAP 600 ANSI*..... GS-1530 (ANSI, CSA) (272 kg)	1
J	214883	DECAL KIT, 1930 PLAT, CE (European models)		13A	52062	DECAL,NOTICE,MAX CAP 600 CE/AU..... GS-1530 (272 kg)	1
K	214884	DECAL KIT,1930 COMP,AUS (Australia models)		13B	44254	DECAL,NOTICE,MAX CAP 500 ANSI*..... GS-1930 (ANSI, CSA) (227 kg)	1
L	214885	DECAL KIT,1930 PLAT,AUS (Australia models)		13C	52061	DECAL,NOTICE,MAX CAP 500 CE/AU..... GS-1930 (227 kg)	1
M	214886	DECAL KIT,1932 COMP,AUS (Australia models)		14	44255	DECAL,DANGER,CRUSHING HAZARD.....	4
N	214887	DECAL KIT,1932 PLAT,AUS (Australia models)		15	43696	DECAL,DANGER,ELEC HAZARD,GS.....	2
--	1268	PAINT,AEROSOL,GENIE GRAY***		16	44220	DECAL,DANGER,BRAKE REL SAFETY*.....	1
--	1484	PAINT,AEROSOL,BRIGHT BLUE***		17	44980	DECAL,LABEL,PWR TO CHARGR 115V.....	1
--	32150	PAINT,WET,GENIE BLUE (1 GL)**		17A	43658	DECAL,LABEL,PWR TO CHARGR 230V.....	1
--	32151	PAINT,WET,GENIE GRAY (1 GL)**					
1	44253	DECAL,NOTICE,SIDE FORCE,ANSI**..... (ANSI, CSA) (448N)	1				
1A	52060	DECAL-NOTICE,SIDE FORCE GS30CE..... (400N)	1				
2	62053	DECAL,COSMETIC,GENIE GS-1530**.....	2				

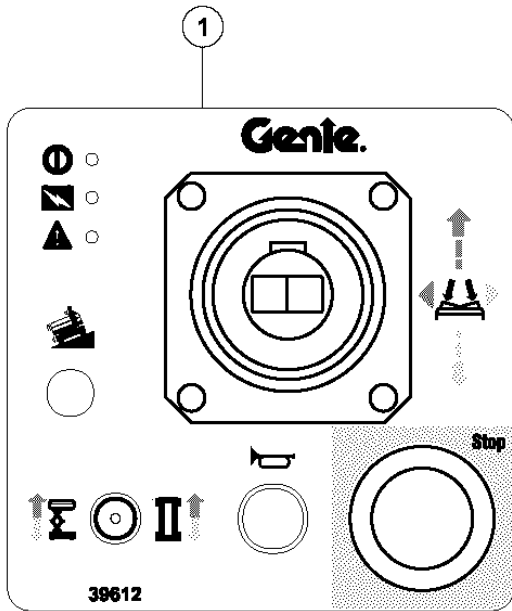


101.1 Decals and Paint
(continued)

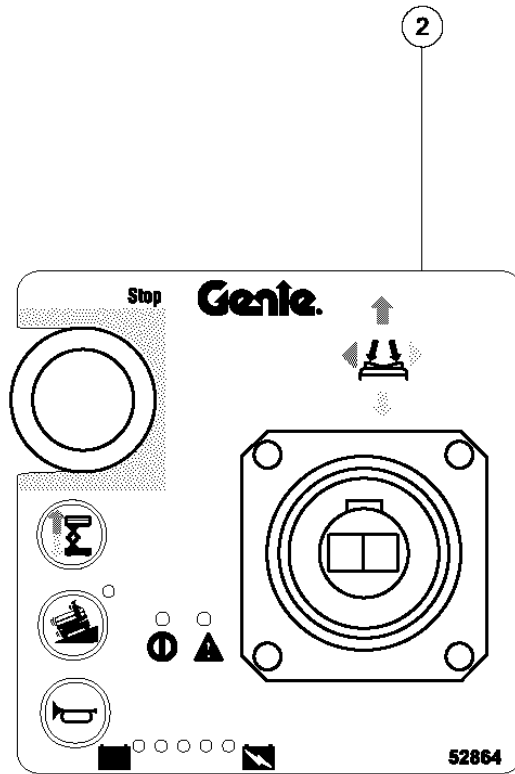
Item	Part No.	Description	Qty.
18	31508	DECAL,DANGER,ELECT HAZARD,PLUG.....	1
19	43093	DECAL,LABEL,TIRE SPECS.....	4
20	72970	DECAL,INSTRUCTIONS-CHARGER OP.....	1
21	43616	DECAL,NOTICE,BATTERY CONNECT.....	1
22	44737	DECAL,DANGER,TIP-OVER,TRAYS.2	
23	43617	DECAL,DANGER,TIP-OVER,BATTERY.1	
24	46262	DECAL,DANGER,BATTERY SAFETY.....	1
25	65052	DECAL,LABEL,FAULT CODES..... (from SN 17408)	1
26	44753	DECAL, LABEL, LED READOUT.....	1
27	28161	DECAL,WARN,CRUSH HAZARD HAND.....	2
28	82448	DECAL, GROUND CONTROL PANEL.....	1
29	28175	DECAL,COMPARTMENT ACCESS.....	1
30	28164	DECAL,NOTICE,HAZARDOUS MAT'LS*.....	1
31	28171	DECAL,DANGER,NO SMOKING***.....	1
32	44994	DECAL,LABEL,DEXRON/FLUID LEVEL.....	1
32A	82368	DECAL,LABEL,RYKON/FLUID LEVEL.....	1
33	31060	DECAL,DANGER DO NOT ALTER SWTC.....	2
34	96472	SERIAL # LABEL,SCISSORS*****...1	
35	43619	DECAL,LABEL,SAFETY ARM.....	1
36	37145	DECAL, MANUAL LOWERING VALVE.....	1
37	43089	DECAL,INSTRUCTIONS-OPER,GCP.1	
38	65057	DECAL, LABEL, GS30/32..... (to SN 17407)	1
38A	52864	DECAL,JOYSTICK CONTROLLER..... (from SN 17408)	1

This Page Intentionally Left Blank

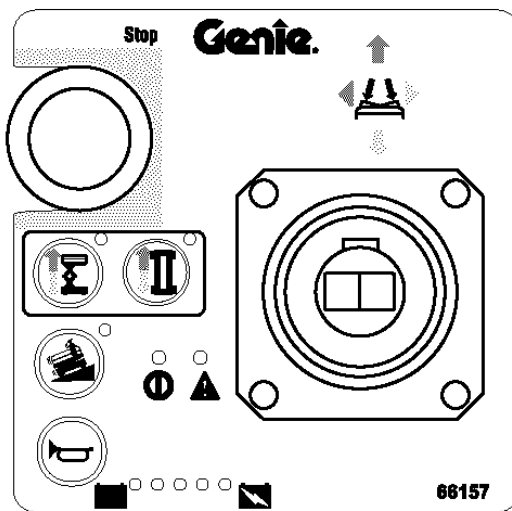
102.1 Platform Control Box Decals



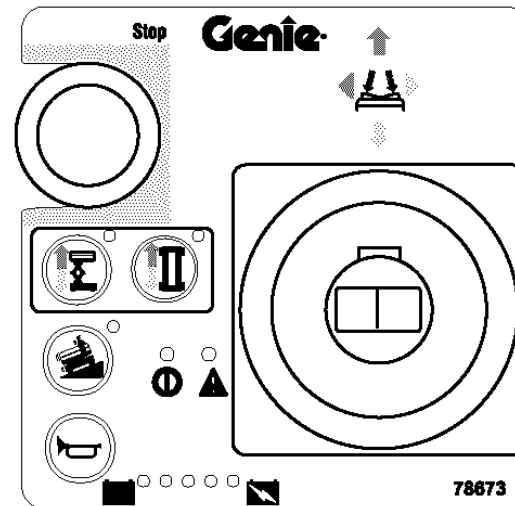
Gen I
Emergency Stop button in lower right corner



Gen II
One function select button (lift) AND
Emergency Stop button in upper left corner



Gen III
Two function select buttons (lift and drive) AND
Emergency Stop button in upper left corner AND
Joystick secured from outside box

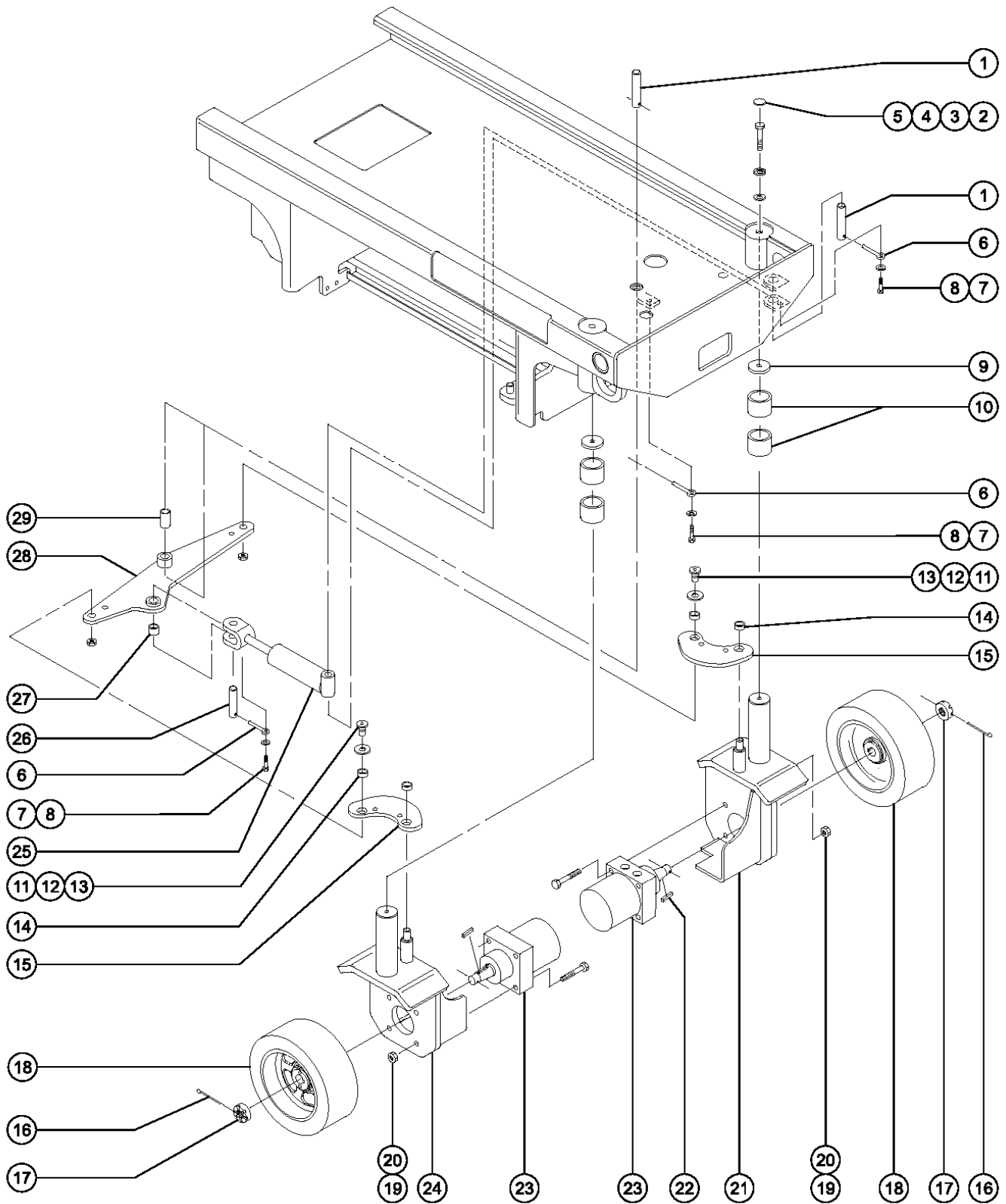


Gen IV
Two function select buttons (lift and drive) AND
Emergency Stop button in upper left corner AND
Large joystick base secured from inside box

102.1 Platform Control Box Decals

Item	Part No.	Description	Qty.
1	39612	DECAL,JOYSTICK.....1 (Gen 1)	1
2	52864	DECAL,JOYSTICK CONTROLLER.....1 (Gen 2)	1
3	66157	OVERLAY,PLAT CONTROLLER SLAB.....1 (Gen 3)	1
4	78673	OVERLAY, PLAT CONTRL BOX,GEN4~.....1 (Gen 4)	1

201.1 Steer Axle Linkage and Wheels (to serial number 1999)

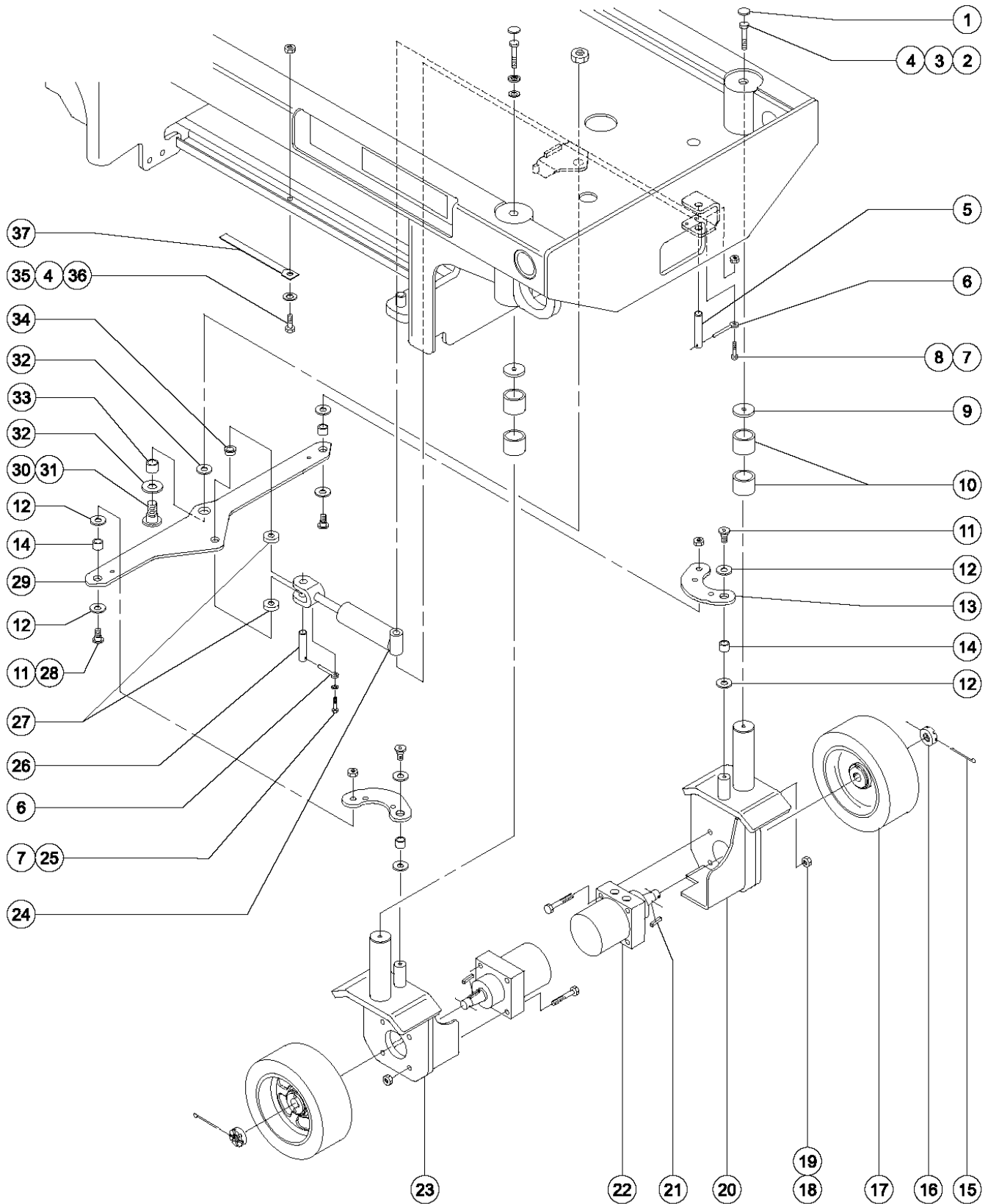


201.1 Steer Axle Linkage and Wheels (to serial number 1999)

Item	Part No.	Description	Qty.	Item	Part No.	Description	Qty.
--	78068	STEERING,SRV KIT,GS1530/1930 <i>steering update kit that includes bellcrank, steer links, bearings/bushings, pins, rods, and hardware needed to fully replace steering components</i>		25	39038	CYLINDER,STEERING GS15/GS19.....	1
1	39250	PIN,.75 DIA X 4.25 LG,GES1360.....	2	25	44250	SEAL KIT-FOR P.N.39038(SCISRS).....	1
2	47189	CAP,FINISHING,BLACK.....	2	26	39586	PIN,.75 DIA X 2.75 LG,CHAMFER...1	
3	6019	SCREW,HHC,3/8-16 X 1.25 GRD 5.....	2	27	39582	BEARING,.75ID X 1"OD X 1.00"LG.....	1
4	47190	WASHER,FINISHING CAP.....	2	28	44252	BELLCRKN STEER W/BRGS.GS1519.....	1
5	6097	WASHER,FLAT,USS,3/8",Y.....	2	29	39288	BEARING,.75ID X 1"OD X 2.0"LG...1	
6	45748	ROD END,.250 X 2.75 LG.....	3				
7	6888	SCREW,HHC,1/4-20 X 1.....	3				
8	6356	WASHER,LOCK,.25.....	3				
9	39240	WASHER,THRUST,.5 X 2.438 X .25.....	2				
10	18722	BEARING,2.25IDX2.50ODX1.50L* ..	4				
11	47255	BOLT,SHORT SHOULDER.....	2				
12	47520	WASHER,THRUST .75 X 1.25 X .06.....	2				
13	38028	NUT,LP NYLOCK,5/8-11.....	2				
14	39580	BEARING,0.75IDX1.00ODX0.38L....	4				
15	44251	STEER LNK ASSY.W/BRGS,GS1519.....	2				
		<i>(includes 2 each item 14)</i>					
16	42079	PIN,COTTER,.156 X 2.5.....	2				
17	44780	NUT,CASTLE,1.125-18 UNEF.....	2				
18	105122	WHEEL & TIRE ASSY,LP,12****	2				
19	6198	NUT,NYLOCK,1/2-13.....	8				
20	39479	SCREW,HHC,1/2-13 X 2.75.....	8				
21	55989-S	WELDMNT STEERYOKE LH 30....1 <i>(battery side)</i>	1				
22	44781	KEY,RECTANGULAR,.31X.28X1.25**.	2				
23	78221	SRVICE KIT,DRIVE MOTOR,GS30.....	2				
		<i>(to SN 45340) (includes drive motor and connector)</i>					
--	44782	SEAL KIT,DR MTR.GS15/19,Z20***	2				
--	44783	BEARING,DRIVE MOTOR GS15/19.....	2				
24	55990-S	WLDMNT,STEERYOKE,RIGHT,PAINT**.	1				



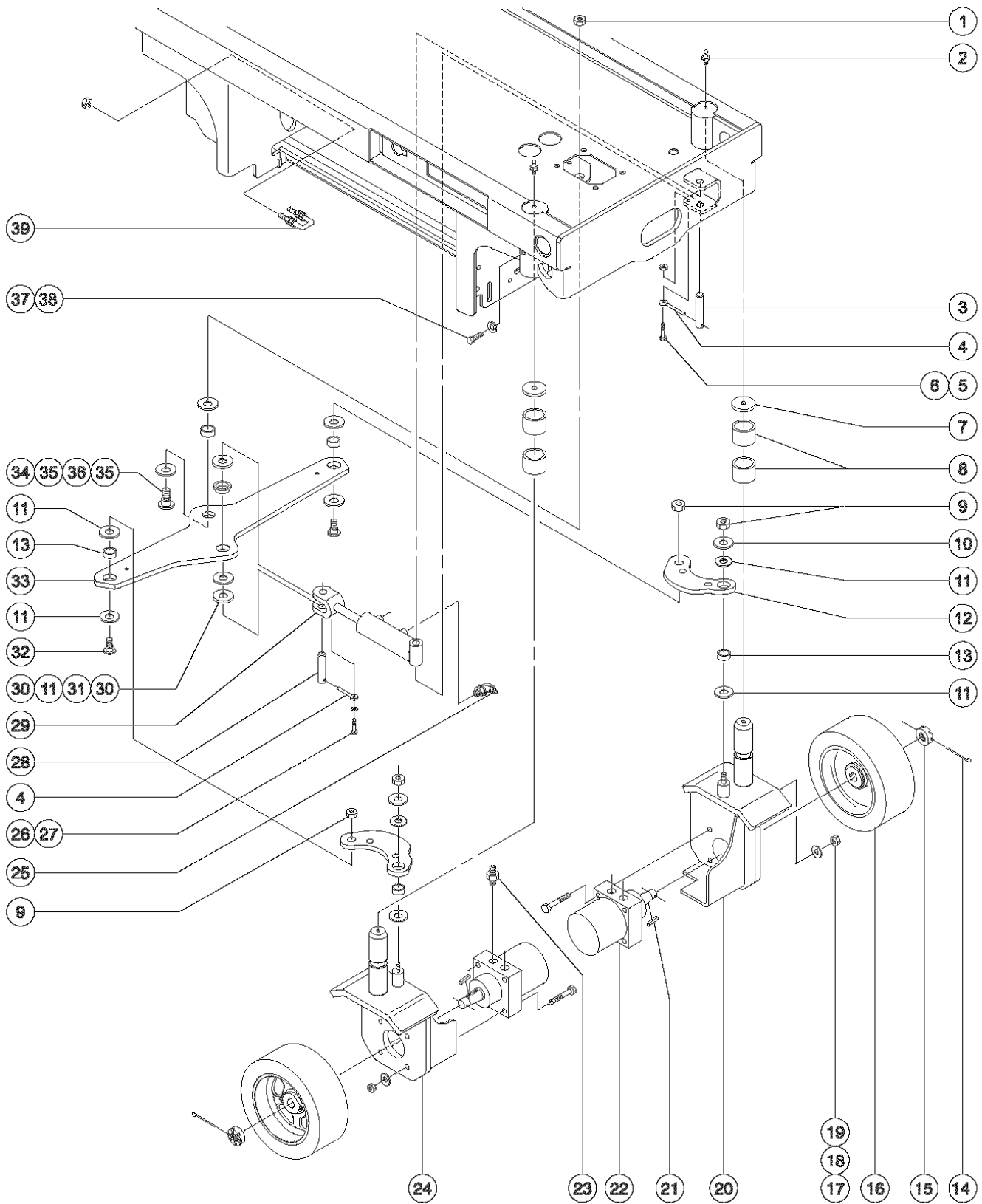
201.2 Steer Axle Linkage and Wheels (from serial number 2000 to 25899)



201.2 Steer Axle Linkage and Wheels (from serial number 2000 to 25899)

Item	Part No.	Description	Qty.	Item	Part No.	Description	Qty.
--	78068	STEERING,SRV KIT,GS1530/1930 * <i>(from SN 2000 to 25899) (includes heavy-duty bellcrank and steer links, and all pins and fasteners)</i>		--	44782	SEAL KIT,DR MTR.GS15/19,Z20***	2
1	47189	CAP,FINISHING,BLACK	2	23	55990-S	WLDMNT,STEERYOKE,RIGHT,PAINT** <i>(ground controls side)</i>	1
2	6019	SCREW,HHC,3/8-16 X 1.25 GRD 5	2	24	39038	CYLINDER,STEERING GS15/GS19	1
3	47190	WASHER,FINISHING CAP	2	--	44250	SEAL KIT-FOR P.N.39038(SCISRS)	1
4	6097	WASHER,FLAT,USS,3/8",Y	3	25	6356	WASHER,LOCK,.25	1
5	39250	PIN,.75 DIA X 4.25 LG,GES1360	1	26	39586	PIN,.75 DIA X 2.75 LG,CHAMFER	1
6	45748	ROD END,.250 X 2.75 LG	2	27	55355	SPACER,.75ID X 1.5OD X 1/4THK	2
7	6888	SCREW,HHC,1/4-20 X 1	2	28	38028	NUT,LP NYLOCK,5/8-11	2
8	6889	NUT,LP NYLOCK,1/4-20	1	29	52628	BELLCRANK STEER W/BRGS.GS30*** <i>(includes item 14 and items 33 and 34)</i>	1
9	39240	WASHER,THRUST,.5 X 2.438 X .25	2	29A	78071	BELLCRANK ASSY,SERV KIT GS30 <i>(from SN 2000 to 25899) for use ONLY after installation of 78068 steering service kit, above</i>	1
10	18722	BEARING,2.25IDX2.50ODX1.50L*	4	30	47464	BOLT, WIDE SHOULDER	1
11	47255	BOLT,SHORT SHOULDER	4	31	8538	NUT,LP NYLOCK,3/4-10	1
12	47520	WASHER,THRUST .75 X 1.25 X .06	8	32	47521	WASHER,THRUST 1 X 1.75 X .058	2
13	48673	STEER LNK ASSY.W/BRGS,GS1519** <i>left and right sides (from SN 2000 to 25899)</i>	2	33	47462	BEARING,1.0ID X 1.25OD X .38LG	1
13A	78072	SRV KIT,GS30 STEER LINK ASSY,L <i>left (from SN 2000 to 25899) for use ONLY after installation of 78068 steering service kit, above</i>	1	34	47548	BEARING,FL,0.75ID X 1 OD X .49	1
13A	78073	SRV KIT,GS30 STEER LINK ASSY,R <i>right (from SN 2000 to 25899) for use ONLY after installation of 78068 steering service kit, above</i>	1	35	6175	SCREW,HHC,3/8-16 X 1	1
14	39580	BEARING,0.75IDX1.00ODX0.38L	4	36	4828	NUT,NYLOCK,3/8-16	1
15	42079	PIN,COTTER,.156 X 2.5	2	37	96317	GROUND STRAP,12"LG*** <i>(12 inches) (30.48 cm)</i>	1
16	44780	NUT,CASTLE,1.125-18 UNEF	2				
17	105122	WHEEL & TIRE ASSY,LP,12"***	2				
18	6198	NUT,NYLOCK,1/2-13	8				
19	39479	SCREW,HHC,1/2-13 X 2.75	8				
20	55989-S	WELDMENT STEERYOKE LH 30 <i>(battery side)</i>	1				
21	44781	KEY,RECTANGULAR,.31X.28X1.25"	2				
22	78221	SRVICE KIT,DRIVE MOTOR,GS30 <i>(to SN 25899) (includes drive motor and connector)</i>	2				

201.3 Steer Axle Linkage and Wheels (from serial number 25900 to 35799)



201.3 Steer Axle Linkage and Wheels (from serial number 25900 to 35799)

Item	Part No.	Description	Qty.	Item	Part No.	Description	Qty.
--	78068	STEERING,SRV KIT,GS1530/1930 * <i>(from SN 25900 to 35799) (includes heavy-duty bellcrank and steer links, and all pins and fasteners)</i>		22	78221	SRVICE KIT,DRIVE MOTOR,GS30.....2 <i>(includes drive motor and connector)</i>	
1	8538	NUT,LP NYLOCK,3/4-10.....1	1	--	44782	SEAL KIT,DR MTR.GS15/19,Z20***2	2
2	55953	ZERK-GREASE,1/4-28, STRAIGHT.....2	2	23		Ref. Fitting - Connector.....2 <i>(refer to Figure 2 13. 1)</i>	2
3	39250	PIN,.75 DIA X 4.25 LG,GES1360.....1	1	24	55990-S	WLDMNT,STEERYOKE,RIGHT,PAINT**..1 <i>(ground controls side)</i>	1
4	45748	ROD END,.250 X 2.75 LG.....2	2	25		Ref. Fitting - Elbow.....1 <i>(refer to 213. 1)</i>	1
5	6888	SCREW,HHC,1/4-20 X 1.....2	2	26	6090	SCREW,HHC,1/4-20 X .75.....1	1
6	6889	NUT,LP NYLOCK,1/4-20.....1	1	27	6356	WASHER,LOCK,.25.....1	1
7	39240	WASHER,THRUST,.5 X 2.438 X .25.....2	2	28	39586	PIN,.75 DIA X 2.75 LG,CHAMFER...1 <i>(2.66 x 0.75 inch) (6.76 x 1.91 cm)</i>	1
8	18722	BEARING,2.25IDX2.50ODX1.50L*.4 <i>(5.72 x 6.35 x 3.81 cm)</i>	4	29	39038	CYLINDER,STEERING GS15/GS19.....1	1
9	38028	NUT,LP NYLOCK,5/8-11.....4	4	--	44250	SEAL KIT-FOR P.N.39038(SCISRS).....1	1
10	6035	WASHER,FLAT,USS,5/8",Y.....2	2	30	55355	SPACER,.75ID X 1.5OD X 1/4THK.....2	2
11	47520	WASHER,THRUST .75 X 1.25 X .06.....8	8	31	47548	BEARING,FL,0.75ID X 1 OD X .49.....1 <i>(0.75 x 1 x 0.38 inch) (1.91 x 2.54 x 0.97 cm)</i>	1
12	52629	STEER LNK W/BRGS,GS30.....2 <i>left and right sides (includes item 13)</i>	2	32	47255	BOLT,SHORT SHOULDER.....2	2
12A	78072	SRV KIT,GS30 STEER LINK ASSY,L.....1 <i>left (from SN 25900 to 35799) for use ONLY after installation of 78068 steering service kit, above</i>	1	33	52628	BELLCRNK STEER W/BRGS.GS30***1 <i>(includes item 13 and items 31 and 36)</i>	1
12A	78073	SRV KIT,GS30 STEER LINK ASSY,R.....1 <i>right (from SN 25900 to 35799) for use ONLY after installation of 78068 steering service kit, above</i>	1	33A	78071	BELLCRANK ASSY,SERV KIT GS30.....1 <i>(from SN 25900 to 35799) for use ONLY after installation of 78068 steering service kit, above</i>	1
13	39580	BEARING,0.75IDX1.00ODX0.38L....4 <i>(1.91 x 2.54 x 0.97 cm)</i>	4	34	47464	BOLT, WIDE SHOULDER.....1	1
14	42079	PIN,COTTER,.156 X 2.5.....2	2	35	47521	WASHER,THRUST 1 X 1.75 X .058.....2 <i>(2.5 x 4.5 x 0.15 cm)</i>	2
15	44780	NUT,CASTLE,1.125-18 UNEF.....2	2	36	47462	BEARING,1.0ID X 1.25OD X .38LG.....1 <i>(2.5 x 3.2 x 0.76 cm)</i>	1
16	105122	WHEEL & TIRE ASSY,LP,12****2 <i>(non-marking) (12 inches)</i>	2	37	55917	SCREW, YOKE LOCK ALL SLABS.....4	4
17	6198	NUT,NYLOCK,1/2-13.....8	8	38	20912	WASHER,LOCK,.437,PLTD.....4	4
18	6095	WASHER,FLAT,USS,1/2",Y.....8	8	39	65969	U-BOLT ASSY, HANDLE CATCH....2	2
19	8357	SCREW,HHC,1/2-13 X 3.5.....8	8				
20	55989-S	WELDMENT STEERYOKE LH 30....1 <i>(battery side)</i>	1				
21	44781	KEY,RECTANGULAR,.31X.28X1.25**..2 <i>(0.79 x 0.71 x 3.18 cm)</i>	2				



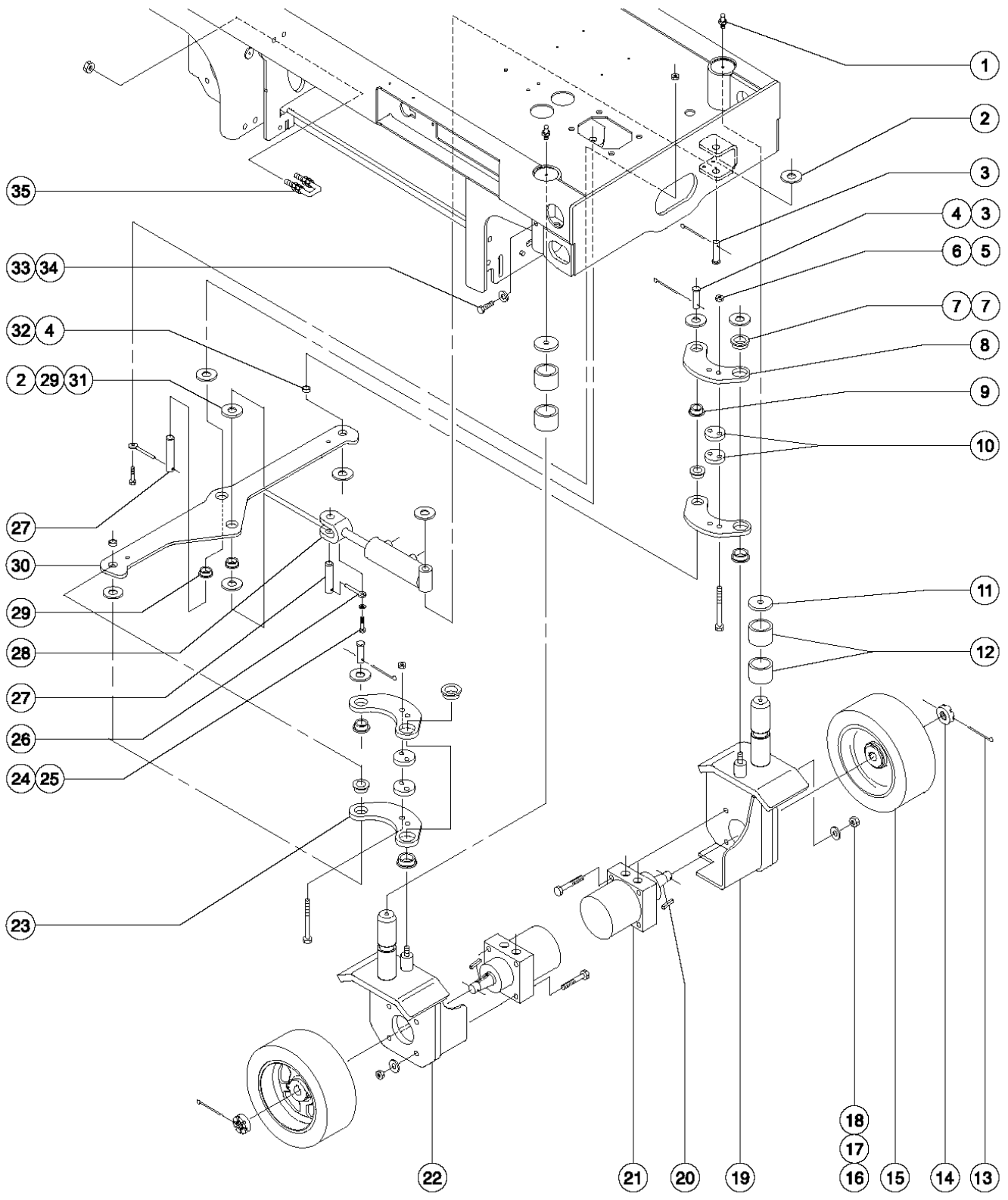
201.3 Steer Axle Linkage and Wheels (from serial number 25900 to 35799)
(continued)

Item	Part No.	Description	Qty.
--	6034	NUT,HEX,JAM,1/2-13.....	2

201.3 Steer Axle Linkage and Wheels (from serial number 25900 to 35799)
(continued)

This Page Intentionally Left Blank

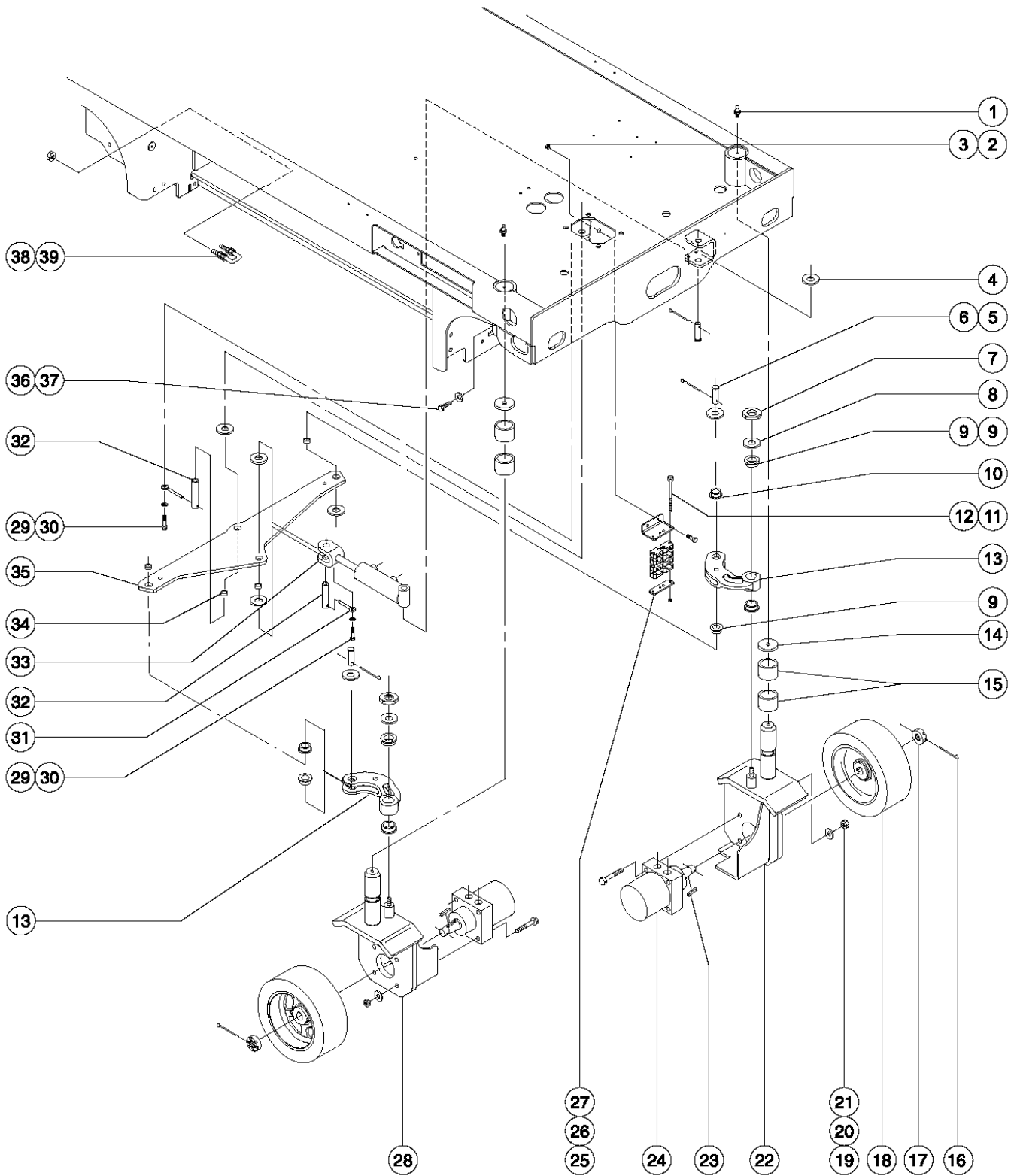
201.4 Steer Axle Linkage and Wheels (from serial number 35800 to 42999)



201.4 Steer Axle Linkage and Wheels (from serial number 35800 to 42999)

Item	Part No.	Description	Qty.	Item	Part No.	Description	Qty.
--	78068	STEERING,SRV KIT,GS1530/1930 * (from SN 35800 to 42999) (includes heavy-duty bellcrank and steer links, and all pins and fasteners)		--	44782	SEAL KIT,DR MTR.GS15/19,Z20***	2
1	55953	ZERK-GREASE,1/4-28, STRAIGHT	2	22	55990-S	WLDMNT,STEERYOKE,RIGHT,PAINT** (ground controls side)	1
2	55355	SPACER,.75ID X 1.5OD X 1/4THK	2	23	65977	PLATE,STEER LINK,RH,GS-30	2
3	6545	PIN,CLEVIS,.75 X 2	2	23A	78073	SRV KIT,GS30 STEER LINK ASSY,R (from SN 35800 to 42999) for use ONLY after installation of 78068 steering service kit, above	
4	47520	WASHER,THRUST .75 X 1.25 X .06	3	24	6090	SCREW,HHC,1/4-20 X .75	1
5	4828	NUT,NYLOCK,3/8-16	4	25	6356	WASHER,LOCK,.25	1
6	5224	SCREW,HHC,3/8-16 X 2	4	26	45748	ROD END,.250 X 2.75 LG	2
7	47946	BEARING,1.00IDX1.25ODX0.49L (2.54 x 3.18 x 0.97 cm)	4	27	39586	PIN,.75 DIA X 2.75 LG,CHAMFER	1
8	65976	PLATE,STEER LINK,LH,GS-30 (battery side)	2	28	39038	CYLINDER,STEERING GS15/GS19	1
8A	78072	SRV KIT,GS30 STEER LINK ASSY,L (from SN 35800 to 42999) for use ONLY after installation of 78068 steering service kit, above	1	--	44250	SEAL KIT-FOR P.N.39038(SCISRS)	1
9	47548	BEARING,FL,0.75ID X 1 OD X .49 (0.75 x 1 x 0.38 inch) (1.91 x 2.54 x 0.97 cm)	4	29	47547	BEARING,FL,.75IDX1.25ODX.5 L (1.91 x 2.54 x 1.27 cm)	2
10	66785	PLATE, STEER LINK, SPACER	4	30	78071	BELLCRANK ASSY,SERV KIT GS30 (includes items 29 and 32)	1
11	39240	WASHER,THRUST,.5 X 2.438 X .25	2	30A	78071	BELLCRANK ASSY,SERV KIT GS30 (from SN 35800 to 42999) for use ONLY after installation of 78068 steering service kit, above	
12	18722	BEARING,2.25IDX2.50ODX1.50L* (5.72 x 6.35 x 3.81 cm)	4	31	78055	SPACER, POTHOLE ACTUATOR	1
13	42079	PIN,COTTER,.156 X 2.5	2	32	39581	BEARING,0.75IDX1.00ODX0.50L (1.91 x 2.54 x 1.27 cm)	2
14	44780	NUT,CASTLE,1.125-18 UNEF	2	33	55917	SCREW, YOKE LOCK ALL SLABS	4
15	105122	WHEEL & TIRE ASSY,LP,12**** (non-marking)	2	34	20912	WASHER,LOCK,.437,PLTD	4
16	6198	NUT,NYLOCK,1/2-13	10	35	65969	U-BOLT ASSY, HANDLE CATCH	2
17	6095	WASHER,FLAT,USS,1/2",Y	8	--	6034	NUT,HEX,JAM,1/2-13	2
18	8357	SCREW,HHC,1/2-13 X 3.5	8				
19	55989-S	WELDMNT STEERYOKE LH 30 (battery side)	1				
20	44781	KEY,RECTANGULAR,.31X.28X1.25** (0.79 x 0.71 x 3.18 cm)	2				
21	78221	SRVICE KIT,DRIVE MOTOR,GS30 (includes drive motor and connector)	2				

201.5 Steer Axle Linkage and Wheels (from serial number 43000 to 59999)



201.5 Steer Axle Linkage and Wheels (from serial number 43000 to 59999)

Item	Part No.	Description	Qty.	Item	Part No.	Description	Qty.
1	55953	ZERK-GREASE,1/4-28, STRAIGHT.....	2	24	78221	SRVICE KIT,DRIVE MOTOR,GS30.....	2
2	6019	SCREW,HHC,3/8-16 X 1.25 GRD 5.....	2	--	44782	SEAL KIT,DR MTR.GS15/19,Z20***.....	2
3	4828	NUT,NYLOCK,3/8-16.....	2			(for 78221, 78209, 96388)	
4	55355	SPACER,,.75ID X 1.5OD X 1/4THK.....	2	--	44783	BEARING,DRIVE MOTOR GS15/19.....	2
5	6545	PIN,CLEVIS,.75 X 2.....	2			(for 78221, 78209, 96388)	
6	13635-10	PIN,COTTER,.156 X 1.75.....	3	24A	227782	SNAP RING (55193).....	2
7	38028	NUT,LP NYLOCK,5/8-11.....	2			for 78209	
8	6035	WASHER,FLAT,USS,5/8",Y.....	2	24A	78209	DRIVE MOTOR,12.4 CU IN/REV***.....	2
9	47946	BEARING,1.00IDX1.25ODX0.49L....	4			(from SN 45341 to 54239)	
		(2.5 x 3.8 x 1 cm)		24B	96388	MOTOR,HYDRAULIC,530,14.0CU.IN*2	2
10	47548	BEARING,FL,0.75ID X 1 OD X .49.....	4			(from SN 54240) (includes items 17 and 23)	
		(0.75 x 1.25 x 0.38 inch) (1.9 x 3.2 x 1.27 cm)		25	66750	PLATE,HOSE ROUTING, BULKHEAD.....	1
11	6884	SCREW,HHC,1/4-20 X 2.5.....	4	26	66829	TUBE, CLAMP, 3/8 (PAIR).....	8
12	6091	NUT,NYLOCK,1/4-20.....	4	27	66986	FORMING,HOSE ROUTING.....	1
13A	78072	SRV KIT,GS30 STEER LINK ASSY,L.....	1			(to SN 53999)	
		left; from SN 43000 to 43765		27A	96197	FORMING,HOSE ROUTING,BULKHEAD.....	1
13A	78073	SRV KIT,GS30 STEER LINK ASSY,R.....	1			(from SN 54000)	
		right; from SN 43000 to 43765		28	78043	WELDMENT, R STEER YOKE, GS30.....	1
13B	97056	STEER LINK ASSEMBLY GS-30.....	2			(ground controls side)	
		from SN 43766; left and right sides (includes items 9 and 10)		28A	78307	WELDMENT,RIGHT YOKE,NIKKEN (ground controls side)	
14	39240	WASHER,THRUST,.5 X 2.438 X .25.....	2	29	6356	WASHER,LOCK,.25.....	2
15	18722	BEARING,2.25IDX2.50ODX1.50L*..	4	30	6888	SCREW,HHC,1/4-20 X 1.....	2
		(5.72 x 6.35 x 3.81 cm)		31	45748	ROD END,.250 X 2.75 LG.....	2
16	42079	PIN,COTTER,.156 X 2.5.....	2	32	39586	PIN,.75 DIA X 2.75 LG,CHAMFER...2	2
17	44780	NUT,CASTLE,1.125-18 UNEF.....	2	33	39038	CYLINDER,STEERING GS15/GS19.....	1
18	105122	WHEEL & TIRE ASSY,LP,12"***.....	2	--	44250	SEAL KIT-FOR P.N.39038(SCISRS).....	1
		(non-marking)		34	39581	BEARING,0.75IDX1.00ODX0.50L....2	2
19	6198	NUT,NYLOCK,1/2-13.....	8			(1.91 x 3.18 x 0.97 cm)	
20	6095	WASHER,FLAT,USS,1/2",Y.....	8	35	78071	BELLCRANK ASSY,SERV KIT GS30.....	1
21	39479	SCREW,HHC,1/2-13 X 2.75.....	8			(includes item 10 and item 34)	
22	78042	WELDMENT,L STEER YOKE, GS30.....	1	36	55917	SCREW, YOKE LOCK ALL SLABS.....	4
		(battery side)		37	20912	WASHER,LOCK,.437,PLTD.....	4
22A	78308	WELDMENT,LEFT YOKE,NIKKEN (battery side)					
23	44781	KEY,RECTANGULAR,.31X.28X1.25**..2	2				
		(0.79 x 0.71 x 3.18 cm)					



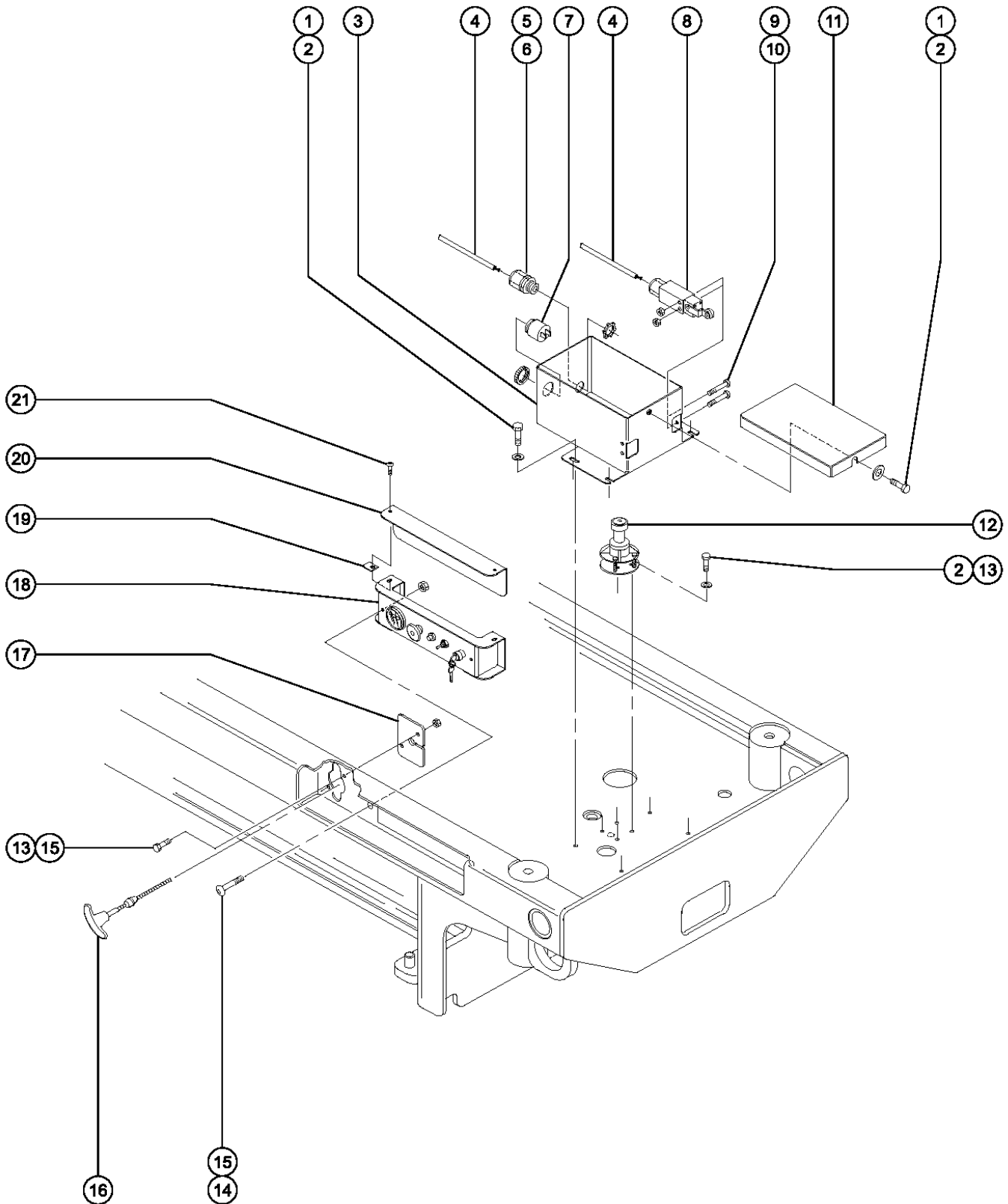
201.5 Steer Axle Linkage and Wheels (from serial number 43000 to 59999)
(continued)

Item	Part No.	Description	Qty.
38	66778	U-BOLT,SQ BEND, 1/2-13.....	2
39	6198	NUT,NYLOCK,1/2-13.....	2

201.5 Steer Axle Linkage and Wheels (from serial number 43000 to 59999)
(continued)

This Page Intentionally Left Blank

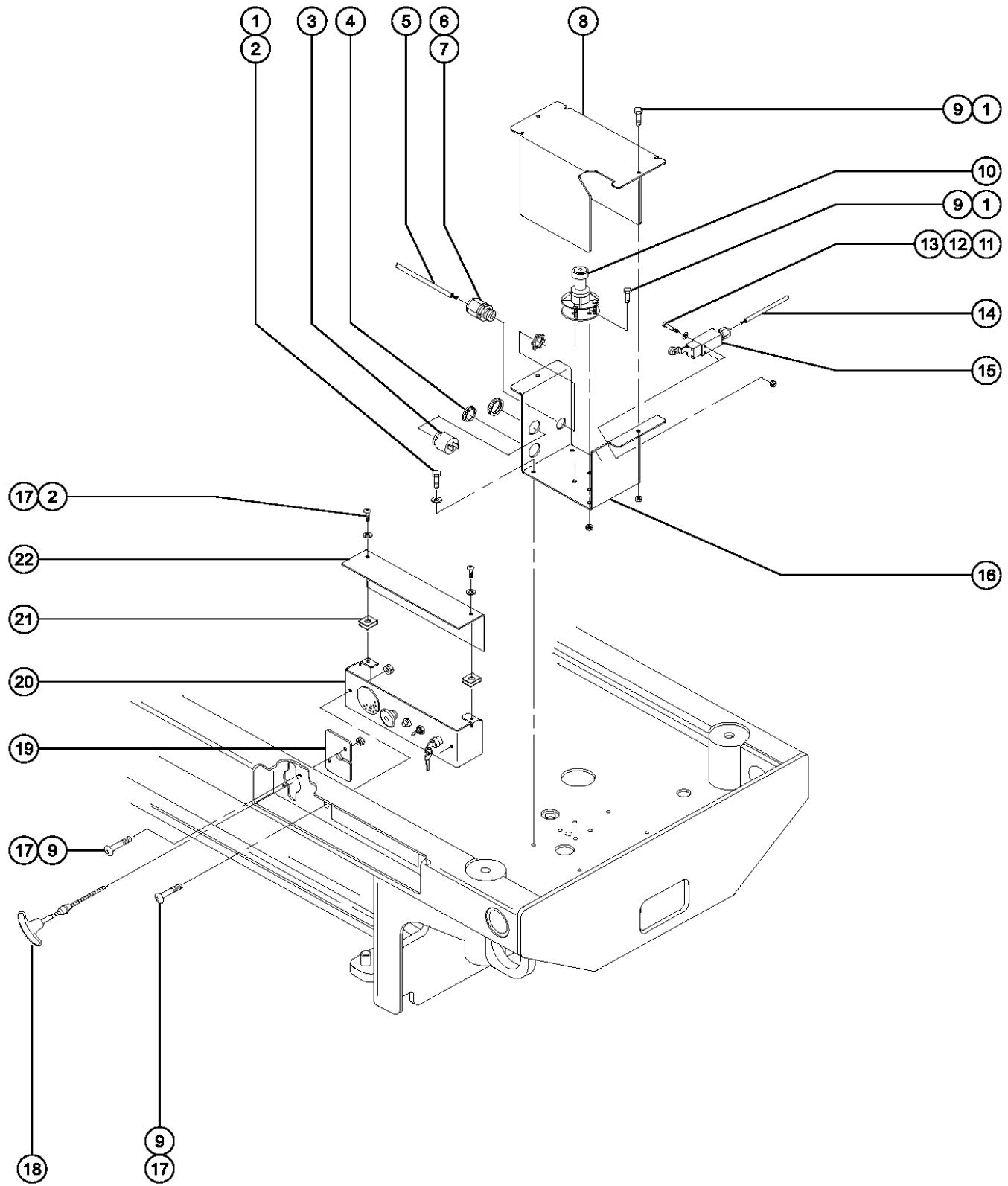
202.1 Ground Controls and Level Sensor Installation (to serial number 1999)



202.1 Ground Controls and Level Sensor Installation (to serial number 1999)

Item	Part No.	Description	Qty.
1	7339	SCREW,HHC,1/4-20 X .5.....	5
2	6356	WASHER,LOCK,.25.....	7
3	65299	ENCLOSURE-LVL SENSOR W/DECAL**.....	1
4		Ref. Wire Harness..... (consult factory)	1
5	7056	CONN,SQUEEZE,1/2NPT .38-.50,SM..... (12.7 mm)	1
6	6935	LOCKNUT,ELEC,1/2"..... (12.7 mm)	1
7	39540	ALARM,STEADY TONE***..... (does not include 72326 nut)	1
--	72326	NUT - PLASTIC,RING FOR ALARMS.....	1
--	83140	ALARM WIRE HARNESS(66151)....	1
8	88356-126R3	SWITCH,LIMIT,W/RLR HEAD 180DG**.....	1
9	16487	SCREW,RHM,10-32 X 1.5.....	2
10	6178	NUT,NYLOCK,10-32.....	2
11	48672	LEVEL SENSOR LID W/ DECAL(GS)..... (refer to 101.1 or 101.2 for list of decals)	1
12	40836	LEVEL SENSOR,LS60,BLUE,2X4**.....	1
--	23083-S	FUSE HOLDER,WATERPROOF.....	1
--	27488	FUSE,1 AMP.....	1
13	66875	SCREW,SH.METAL, HHC,5/16 X 1/2.....	6
14	14297	SCREW,BHHS,1/4-20 X .75.....	2
15	6091	NUT,NYLOCK,1/4-20.....	4
16	39232	CABLE,EMERGENCY DOWN..... (includes mounting fasteners)	1
17	47194P	PLATE,HANDLE MOUNTING-PAINTED.....	1
18		Ref. Ground Controls..... (refer to Figure 211.1)	1
19	56912	SPRING CLIP,1/4-20,.025-.15X.5....	2
20	66458	COVER,LOWER CONTROL PANEL***..... (for 1st time replacement on models before SN 2000, please also order p/n 65734 shown on 211.1)	1
21	14297	SCREW,BHHS,1/4-20 X .75.....	2

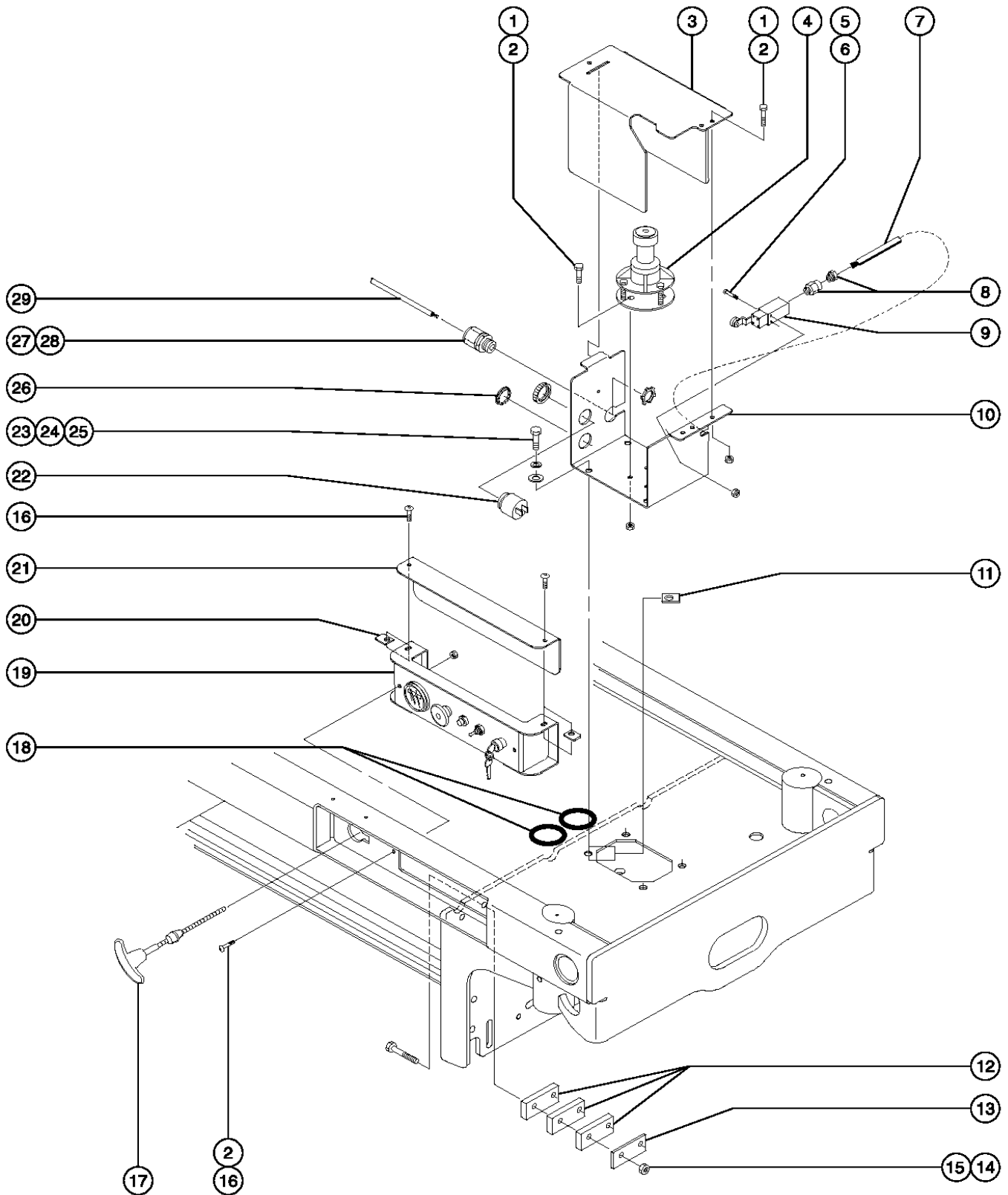
202.2 Ground Controls and Level Sensor Installation (from serial number 2000 to 18703)



202.2 Ground Controls and Level Sensor Installation (from serial number 2000 to 18703)

Item	Part No.	Description	Qty.	Item	Part No.	Description	Qty.
1	8914	SCREW,HHC,1/4-20 X .625.....	10	22	66458	COVER,LOWER CONTROL PANEL***.....	1
2	6356	WASHER,LOCK,.25.....	6				
3	39540	ALARM,STEADY TONE***..... <i>(does not include 72326 nut)</i>	1				
--	72326	NUT - PLASTIC,RING FOR ALARMS.....	1				
4	45385	PLUG,NYLON 1.12 BLACK DOMED..... <i>(2.85 cm)</i>	1				
5	39907	WIRE CABLE,18/2 SJO,BULK.....	10-inches <i>(25 cm)</i>				
6	7056	CONN,SQUEEZE,1/2NPT .38-.50,SM.....	1				
7	6935	LOCKNUT,ELEC,1/2".....	1				
8	48672	LEVEL SENSOR LID W/ DECAL(GS)..... <i>(refer to 101.1 or 102.1 for decal list)</i>	1				
9	6091	NUT,NYLOCK,1/4-20.....	8				
10	40836	LEVEL SENSOR,LS60,BLUE,2X4**.....	1				
--	23083-S	FUSE HOLDER,WATERPROOF.....	1				
--	27488	FUSE,1 AMP.....	1				
11	51063	SCREW,PHILLIPS,RHM,10-32 X 1.5.....	2				
12	6607	WASHER,LOCK,#10 PLTD.....	2				
13	6178	NUT,NYLOCK,10-32.....	2				
14	39907	WIRE CABLE,18/2 SJO,BULK.....	112-inches <i>(2.85 m)</i>				
15	96948	SWITCH,LIMIT,W/ROLLER ARM***.....	1				
--	19491	CONTACTOR,LIMIT SWITCH.....	1				
--	97128	ROLLER ARM,LIMIT SWITCH***.....	1				
16	47543-S	FORMING,LEVEL SENSOR-PAINTED..... <i>(from SN 12655 to 18703)</i>	1				
17	14297	SCREW,BHHS,1/4-20 X .75.....	4				
18	39232	CABLE,EMERGENCY DOWN..... <i>(includes mounting fasteners)</i>	1				
19	47194P	PLATE,HANDLE MOUNTING-PAINTED.....	1				
20		Ref. Ground Controls..... <i>(refer to Figure 211.1)</i>	1				
21	56912	SPRING CLIP,1/4-20,.025-.15X.5.....	2				

202.3 Ground Controls and Level Sensor Installation (from serial number 18704 to 35799)

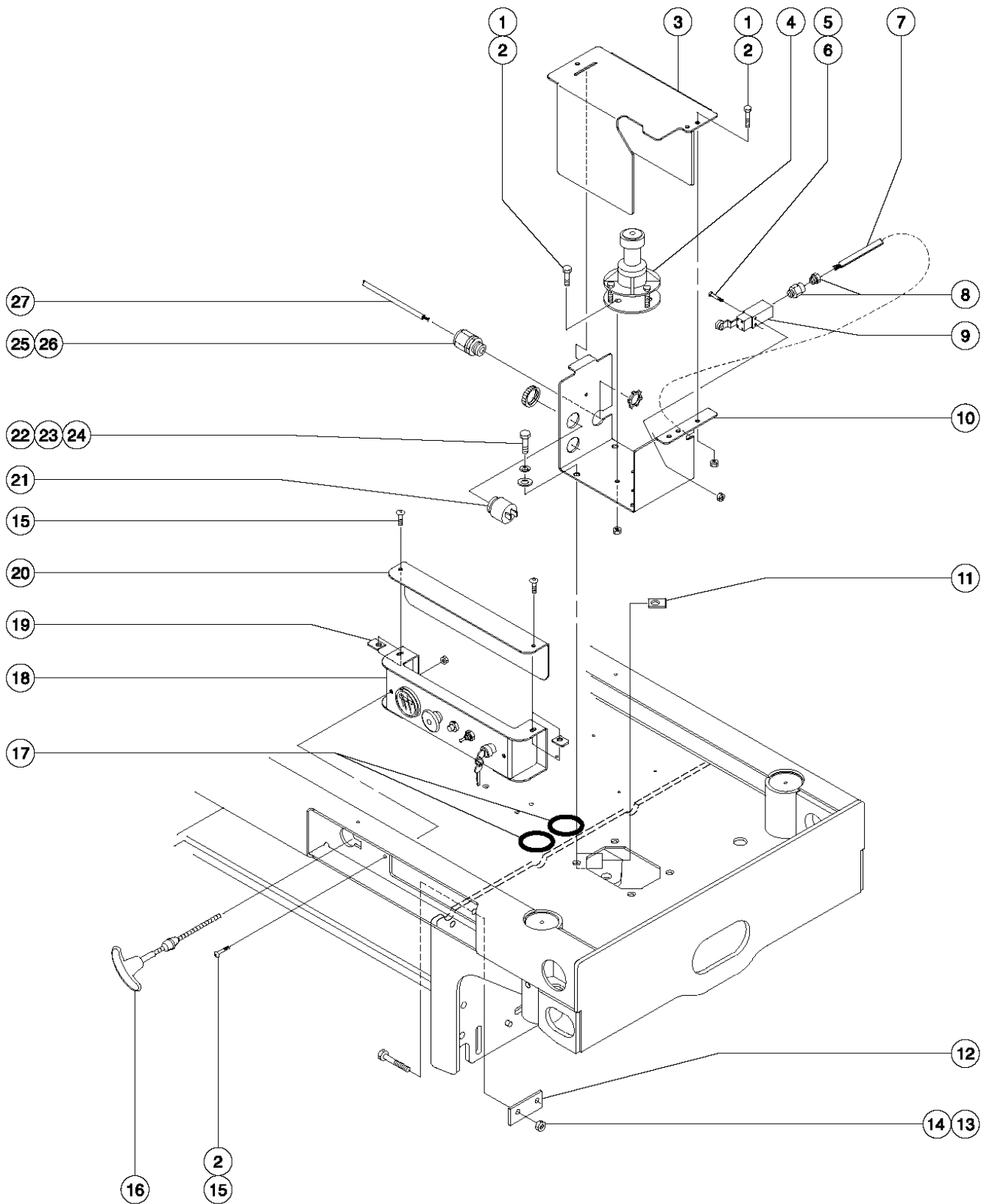


202.3 Ground Controls and Level Sensor Installation (from serial number 18704 to 35799)

Item	Part No.	Description	Qty.	Item	Part No.	Description	Qty.
1	8914	SCREW,HHC,1/4-20 X .625.....	5	9	96948	SWITCH,LIMIT,W/ROLLER ARM***.....	1
2	6091	NUT,NYLOCK,1/4-20.....	6	--	19491	CONTACTOR,LIMIT SWITCH.....	1
3	65299	ENCLOSURE-LVL SENSOR W/DECAL**.....	1	10	55725	FORMING,LEVEL SENSOR ENCLOSURE.....	1
		(refer to figure 101.1 or 101.2 for list of decals)		11	29868	SPRING CLIP,3/8-16.....	4
4	40836	LEVEL SENSOR,LS60,BLUE,2X4**.....	1	12	47514	PLATE,STEERING STOP MOUNT **.....	3
		GS-1530 (ANSI, CSA, CE)		13	51145	WEAR PAD,3.5 X 1.88 X .25.....	1
--	40836	LEVEL SENSOR,LS60,BLUE,2X4**.....	1	14	7713	NUT,LP NYLOCK,3/8-16.....	4
		GS-1530 (Australia) (to SN 24997)		15	13918	SCREW,HHC,3/8-16 X 1.75,GRD.8.....	2
4B	40836	LEVEL SENSOR,LS60,BLUE,2X4**.....	1	16	14297	SCREW,BHHS,1/4-20 X .75.....	4
		GS-1930 (ANSI, CSA) (to SN 24997)		17	39232	CABLE,EMERGENCY DOWN.....	1
--	40836	LEVEL SENSOR,LS60,BLUE,2X4**.....	1			(includes mounting fasteners)	
		GS-1930 (CE, Australia)		18	47232	GROMMET,RUBBER 2 X 2.75.....	2
--	40836	LEVEL SENSOR,LS60,BLUE,2X4**.....	1			(8.08 x 6.99 cm)	
		GS-1932 (Australia, outdoor)		19		Ref. Ground Control Panel.....	2
4E	66428	LEVEL SENSOR,LS60 RED,1.5X4*.....	1			(refer to Figure 211.1)	
		GS-1530 (Australia) (from SN 24998)		20	56912	SPRING CLIP,1/4-20,.025-.15X.5.....	2
--	23083-S	FUSE HOLDER,WATERPROOF.....	1	21	66458	COVER,LOWER CONTROL PANEL***.....	1
		GS-1530 (Australia) (from SN 24998)		22	39540	ALARM,STEADY TONE***.....	1
--	27488	FUSE,1 AMP.....	1			(does not include 72326 nut)	
		GS-1530 (Australia) (from SN 24998)		--	72326	NUT - PLASTIC,RING FOR ALARMS.....	1
4F	66428	LEVEL SENSOR,LS60 RED,1.5X4*.....	1	--	83140	ALARM WIRE HARNESS(66151)....	1
		GS-1930 (ANSI, CSA) (from SN 24998)				(control box only)	
--	23083-S	FUSE HOLDER,WATERPROOF GS-1930 (ANSI, CSA) (from SN 24998)		23	6175	SCREW,HHC,3/8-16 X 1.....	4
--	27488	FUSE,1 AMP GS-1930 (ANSI, CSA) (from SN 24998)		24	6021	WASHER,LOCK,.375.....	4
5	51063	SCREW,PHILLIPS,RHM,10-32 X 1.5.....	2	25	6097	WASHER,FLAT,USS,3/8",Y.....	4
6	6178	NUT,NYLOCK,10-32.....	2	26	45385	PLUG,NYLON 1.12 BLACK DOMED.....	1
7	39907	WIRE CABLE,18/2 SJO,BULK.....	10-inches (0.821 mm ²)			(2.8 cm)	
8	7056	CONN,SQUEEZE,1/2NPT .38-.50,SM.....	1 (12.7 mm)	27	12960	CABLE SQUEEZE CONN.,XTRA LRG.....	1 (12.7 mm)
				28	14041	LOCKNUT,ELECTRIC,3/4".....	1 (12.7 mm)
				29	39907	WIRE CABLE,18/2 SJO,BULK.....	9-inches (0.821 mm ²)



202.4 Ground Controls and Level Sensor Installation (from serial number 35800)



202.4 Ground Controls and Level Sensor Installation (from serial number 35800)

Item	Part No.	Description	Qty.	Item	Part No.	Description	Qty.
1	8914	SCREW,HHC,1/4-20 X .625.....	5	--	23083-S	FUSE HOLDER,WATERPROOF..... <i>(for 78672)</i>	1
2	6091	NUT,NYLOCK,1/4-20.....	6	--	27488	FUSE,1 AMP..... <i>(for 78672)</i>	1
3	65299	ENCLOSURE-LVL SENSOR W/DECAL**..... <i>(to SN 51087) (refer to 101.1 or 102.1 for list of decals)</i>	1	5	51063	SCREW,PHILLIPS,RHM,10-32 X 1.5.....	2
3A	78962	LEVEL SENSOR LID AND DECAL..... <i>(from SN 51088) (refer to 101.1 or 102.1 for list of decals)</i>	1	6	6178	NUT,NYLOCK,10-32.....	2
4	40836	LEVEL SENSOR,LS60,BLUE,2X4**..... <i>GS-1530 (ANSI, CSA and CE) (to SN 50443)</i>	1	7	39907	WIRE CABLE,18/2 SJO,BULK.....10-inches <i>(0.821 mm²)</i>	10
--	40836	LEVEL SENSOR,LS60,BLUE,2X4** <i>GS-1930 (Australia, indoor) (to SN 48337)</i>	1	8	7056	CONN,SQUEEZE,1/2NPT .38-.50,SM.....	1
--	40836	LEVEL SENSOR,LS60,BLUE,2X4** <i>GS-1930 (CE) (to SN 50443)</i>	1	9	19491	CONTACTOR,LIMIT SWITCH.....	1
4C	78674	LEVEL SENSOR,LS60,BLUE,2X3**..... <i>GS-1530 (ANSI, CSA, CE) (from SN 50444)</i>	1	9	96948	SWITCH,LIMIT,W/ROLLER ARM***.....	1
--	78674	LEVEL SENSOR,LS60,BLUE,2X3** <i>GS-1930 (CE) (from SN 50444)</i>	1	10	55725	FORMING,LEVEL SENSOR ENCLOSURE..... <i>(to SN 51087)</i>	1
4E	66428	LEVEL SENSOR,LS60 RED,1.5X4*..... <i>GS-1530 (Australia) (to SN 50443)</i>	1	10A	78960	FORMING,LVL SENSOR ENCLOSURE..... <i>(from SN 51088)</i>	1
--	66428	LEVEL SENSOR,LS60 RED,1.5X4*..... <i>GS-1930 (ANSI, CSA) (to SN 50443)</i>	1	11	29868	SPRING CLIP,3/8-16.....	4
--	66428	LEVEL SENSOR,LS60 RED,1.5X4*..... <i>GS-1932 (Australia, indoor) (from SN 48338 to 50443)</i>	1	12	51145	WEAR PAD,3.5 X 1.88 X .25.....	1
--	66428	LEVEL SENSOR,LS60 RED,1.5X4* <i>GS-1932 (Australia, outdoor) (to SN 50443)</i>	1	13	7713	NUT,LP NYLOCK,3/8-16.....	4
4J	78672	LEVEL SENSOR,LS60,RED,1.5X3*..... <i>GS-1530 (Australia) (from SN 50444)</i>	1	14	13918	SCREW,HHC,3/8-16 X 1.75,GRD.8.....	2
--	78672	LEVEL SENSOR,LS60,RED,1.5X3*..... <i>GS-1930 (ANSI, CSA, Australia indoor) (from SN 50444)</i>	1	15	14297	SCREW,BHHS,1/4-20 X .75.....	4
--	78672	LEVEL SENSOR,LS60,RED,1.5X3* <i>GS-1932 (Australia, outdoor) (from SN 50444)</i>	1	16	39232	CABLE,EMERGENCY DOWN..... <i>(includes mounting fasteners)</i>	1
				17	47232	GROMMET,RUBBER 2 X 2.75..... <i>(8.08 x 6.99 cm)</i>	2
				18		Ref. Ground Control Panel..... <i>(refer to figure 211.1)</i>	2
				19	56912	SPRING CLIP,1/4-20,.025-.15X.5.....	2
				20	66458	COVER,LOWER CONTROL PANEL***..... <i>(does not include 72326 nut)</i>	1
				21	39540	ALARM,STEADY TONE***..... <i>(does not include 72326 nut)</i>	1
				--	72326	NUT - PLASTIC,RING FOR ALARMS.....	1
				22	6175	SCREW,HHC,3/8-16 X 1.....	4
				23	6021	WASHER,LOCK,.,375.....	4
				24	6097	WASHER,FLAT,USS,3/8",Y.....	4



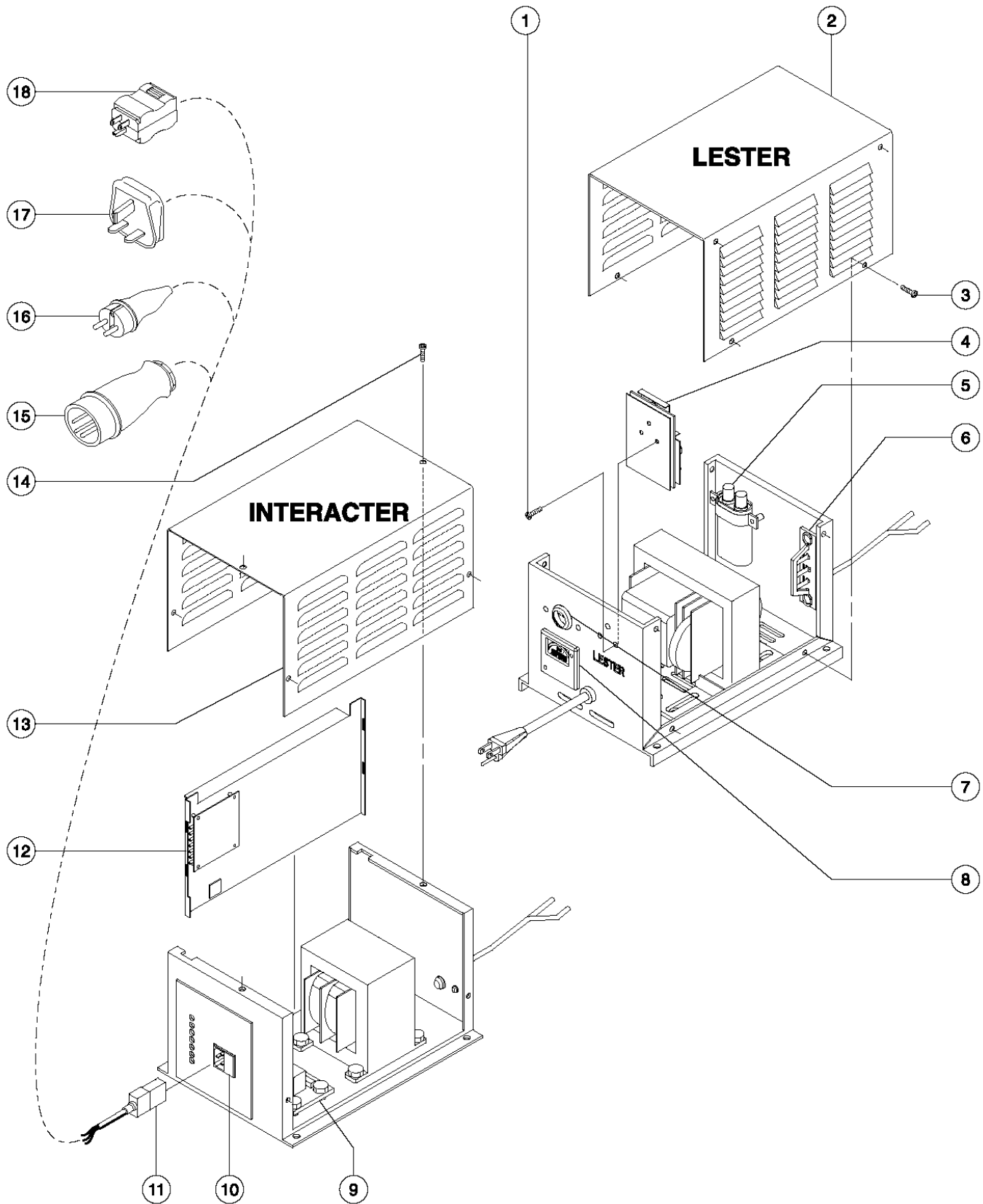
202.4 Ground Controls and Level Sensor Installation (from serial number 35800)
 (continued)

Item	Part No.	Description	Qty.
25	12960	CABLE SQUEEZE CONN.,XTRA LRG.....	1
26	14041	LOCKNUT,ELECTRIC,3/4".....	1
27	39907	WIRE CABLE,18/2 SJO,BULK..... (0.821 mm ²)	9-inches

202.4 Ground Controls and Level Sensor Installation (from serial number 35800)
(continued)

This Page Intentionally Left Blank

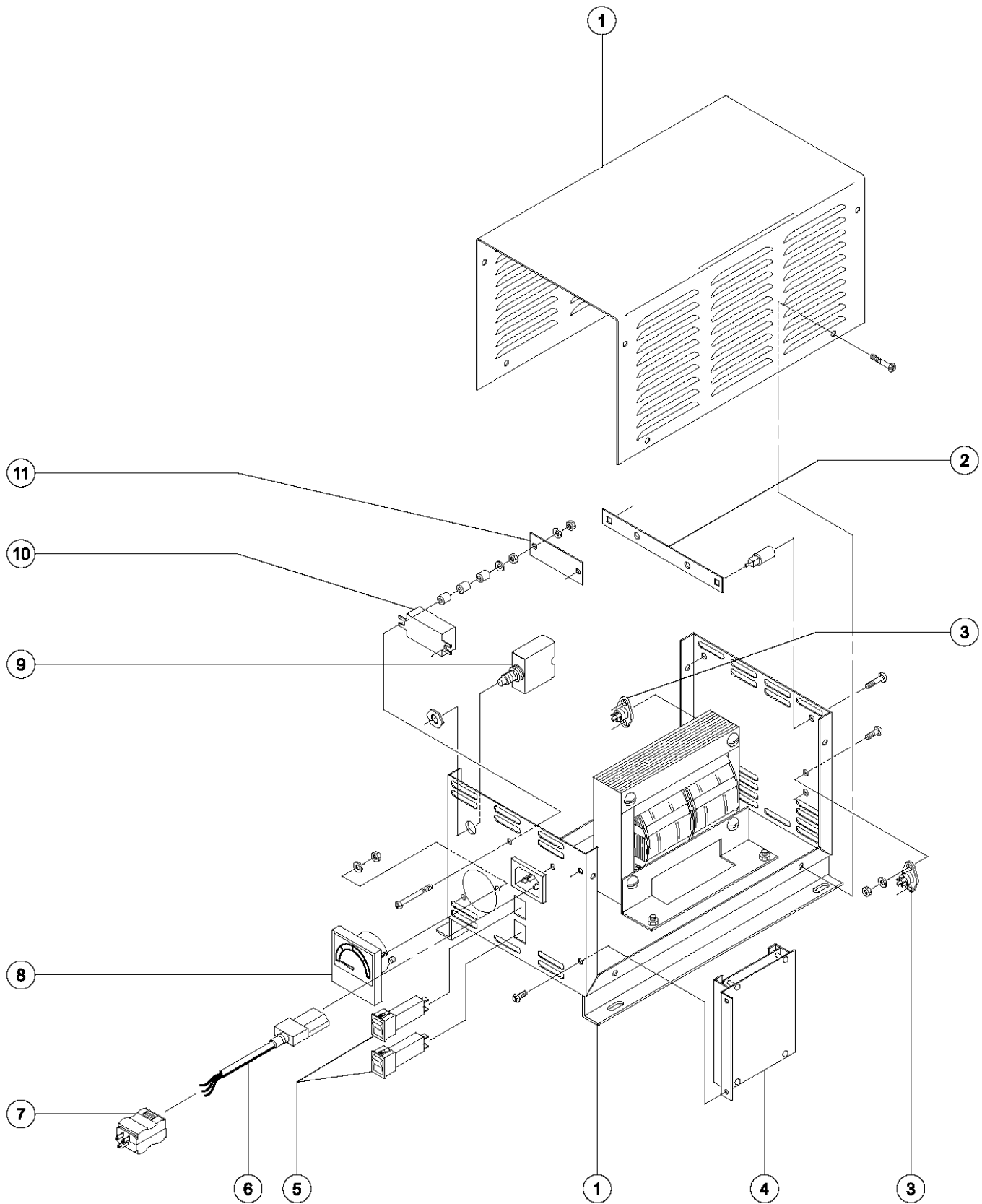
203.1 Battery Charger



203.1 Battery Charger

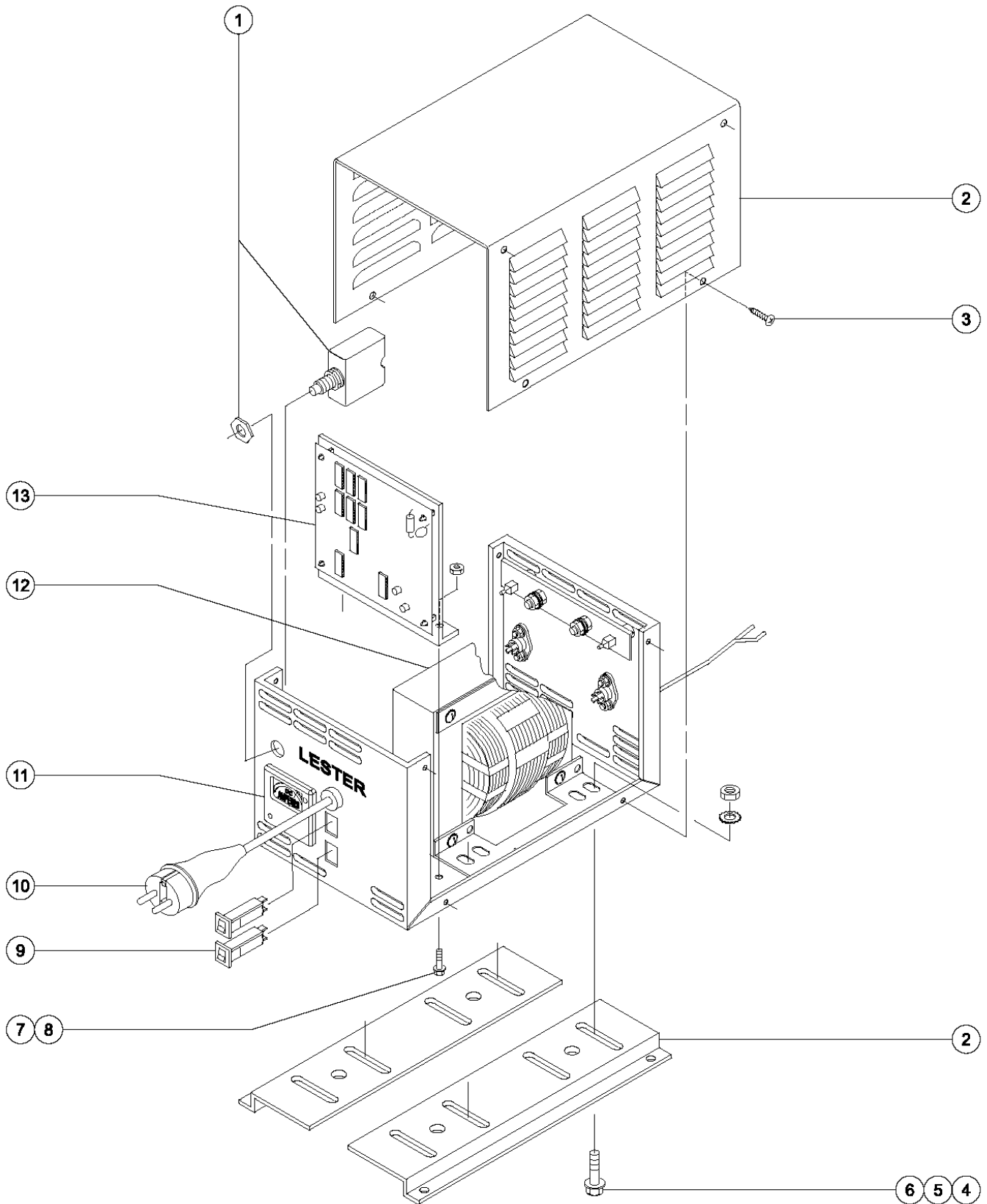
Item	Part No.	Description	Qty.
--	66412	CHARGER,120VAC/60HZ,25A 24V***	
--	96214	BATTERY CHARGER,UPGRADE KIT***	
1	40536	SCREW,TIMER,#8 PHMS X.375.....3	
2	65432-S	CASE ASSY-BATTERY CHRGR**.....1 (includes cover and base)	
3	40537	SCREW,CHARGER COVER,#10 X .5.....8	
4	62858-S	TIMER ASSY-ELECTRONIC, DMSTC*.....1	
5	46335	CAPACITOR, 4 MFD,660VAC,39243.....1	
6	27262	HEATSINK ASSY W/DIODES (23442).....1	
7	13008-6	FUSE ASSY-BOOM CHARGER.....1	
8	46337	AMMETER, 39243/47906/66412.....1	
9	62237	CONTROL-AVS, BATT CHGR.....1	
10	62233	CONNECTOR-IEC, BATT CHGR.....1	
--	62234	FUSE,BATT CHGR.....1	
11	51288	IEC PIGTAIL ***.....1	
12	62231	HEATSINK-CNTRL ASSY,BATT CHGR.....1	
13	62232	COVER-BATT CHGR.....1	
14	12017	SCREW,RHM,6-32 X .25.....6	
15	144161	PLUG,PWR,UK,16AMP,3PIN,BLK...1	
16	6666	PLUG,ELECTRICAL,220/50,NOVON.1	
17	25388	PLUG,FUSED,250V,13AMP,U.K.**...1	
--	13008-6	FUSE,13 AMP,220V PLUG.....1 refer to BS1362 BUSS TDC180-13A	
18	6595	PLUG,ELECTRICAL,DOMESTIC.....1	

203.2 Battery Charger, Asia



Item	Part No.	Description	Qty.
--	55620	CHARGER-BATT, DUAL VOLT** <i>Asia (does not include relay)</i>	
--	78109	KIT,RELAY INTERLOCK <i>(Nikken models only)</i>	
--	96214	BATTERY CHARGER,UPGRADE KIT*** <i>(includes relay)</i>	
--	48282	POWER CORD, IEC 320 BLANK	
--	6595	PLUG,ELECTRICAL,DOMESTIC	
1	52168	CASE ASSEMBLY, 47671 CHARGER.....1 <i>(includes cover and base)</i>	1
2	52169	SHUNT,ELECTRONIC,47671 CHARGER.....1	1
3	52175	SCR ASSY,47671 LESTER CHARGER.....2	2
4	52170	TIMER ASSY,ELECTRONIC,47671.....1	1
5	52173	CIRCUIT BREAKER-CHARGER, 8 AMP.....2	2
6	51288	IEC PIGTAIL ***1	1
7	6595	PLUG,ELECTRICAL,DOMESTIC.....1	1
8	52172	AMMETER-47671 CHARGER,25 AMP.....1	1
9	52174	CIRCUIT BREAKER-CHARGER,45 AMP.....1	1
10	52176	RELAY,CHARGR,47671,DPDT,110VDC.1	1
11	52171	PCB,RELAY DRIVER,CHARGER 47671.....1	1

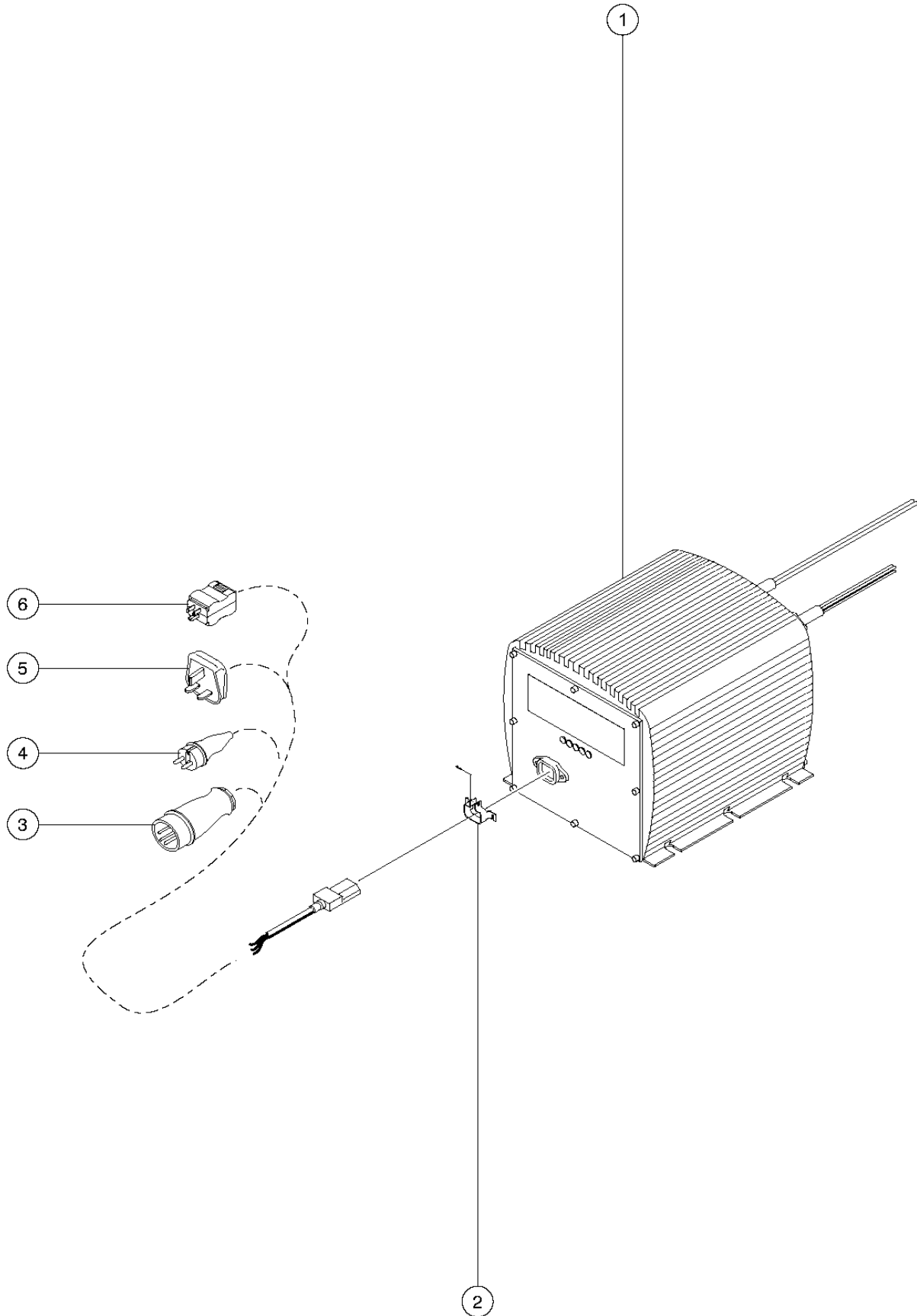
203.3 Battery Charger, 220V AC, European



203.3 Battery Charger, 220V AC, European

Item	Part No.	Description	Qty.
--	66478	BATTERY CHARGER, CONT EUROPE	
--	6666	PLUG,ELECTRICAL,220/50,NOVON	
--	96214	BATTERY CHARGER,UPGRADE KIT***	
1	69585	CIRCUIT BREAKER,50A,50VAC.....1	
2	69580	CASE ASSY,BATT CHARGER (66478).....1 <i>includes cover and mounting brackets</i>	
3	69581	TUBE, PLATFORM SPACER STD-12P.....8	
4	69582	SCREW,HHC,WASH HEAD,1/4-20X.63.....4	
5	69586	WASHER,STAR,EXTERNAL,.25.....4	
6	6357	NUT,HEX,1/4-20.....4	
7	69583	SCREW,HEX INDENT,8-32 X 5/16.....2	
8	18542	NUT,HEX,8-32.....2	
9	52173	CIRCUIT BREAKER-CHARGER, 8 AMP.....2	
10	55019	POWER CORD,NOVON***.....1	
11	52172	AMMETER-47671 CHARGER,25 AMP.....1	
12	69584	TRANSFORMER,CHARGER (66478).....1	
13	52170	TIMER ASSY,ELECTRONIC,47671.....1	

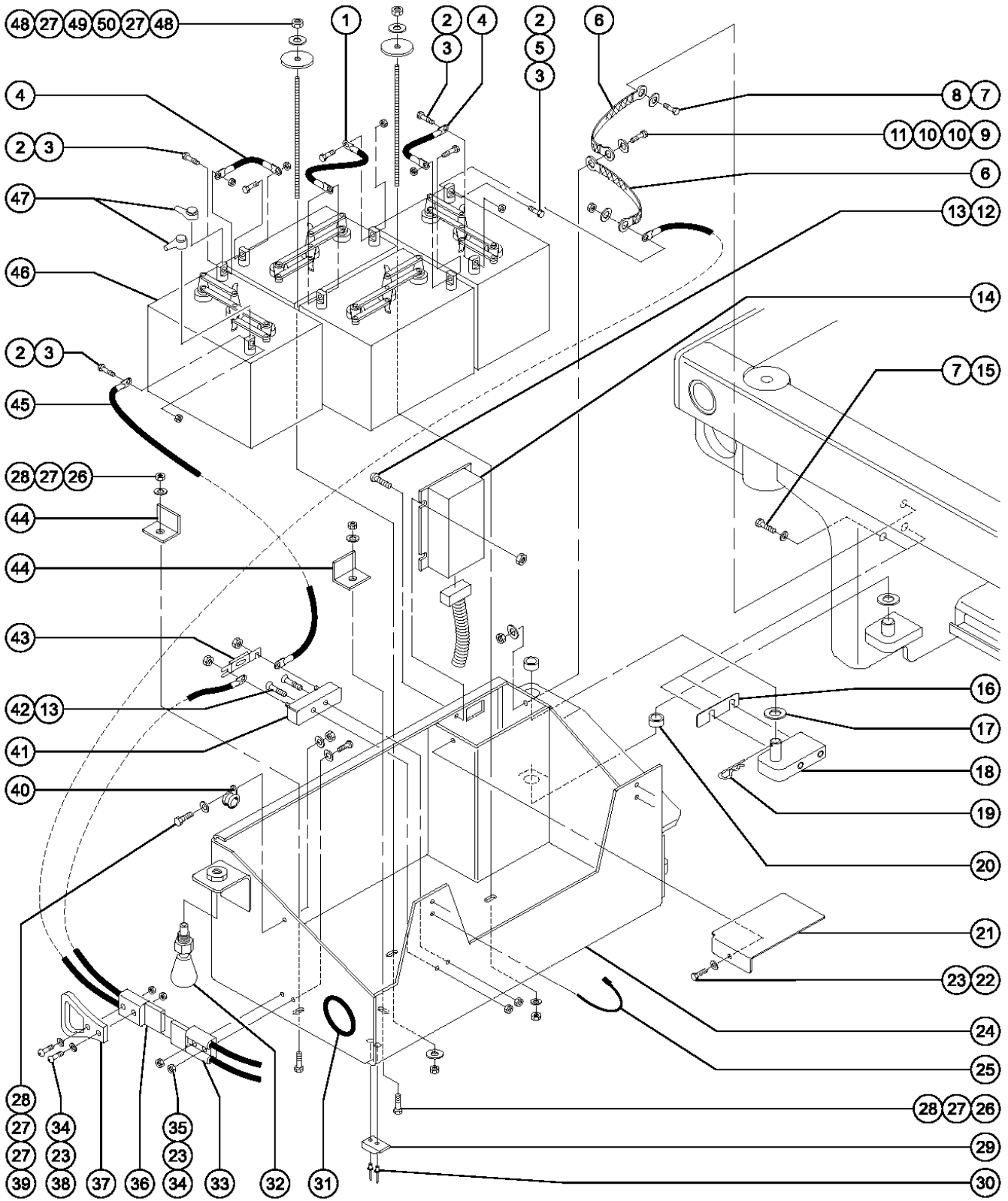
203.4 Battery Charger, Worldwide



203.4 Battery Charger, Worldwide

Item	Part No.	Description	Qty.
--	105334	CONNECTOR, IEC CHARGER CORD <i>for 5-LED battery charger</i>	
--	97059	FUSE, BATTERY CHARGER*** <i>for 5-LED battery charger</i>	
1A	105739	CHARGER, BAT, 24VDC, H/LO GEN2.....	1
--	144180	MANUAL, OWNERS, CHARGER, 105739	
1B	219480	KIT, BATTERY CHARGER, 24V <i>(includes 105739 charger, fasteners, ring terminals and instructions for field installation)</i>	
2	55010	LOCK, CONNECTOR.....	1 <i>include fasteners</i>
3	71706	POWER CORD, UK 110.....	1
4	55019	POWER CORD, NOVON***.....	1
5	55018	POWER CORD, UK-HIGH VOLTAGE***.....	1
6	55021	POWER CORD, US 110***.....	1

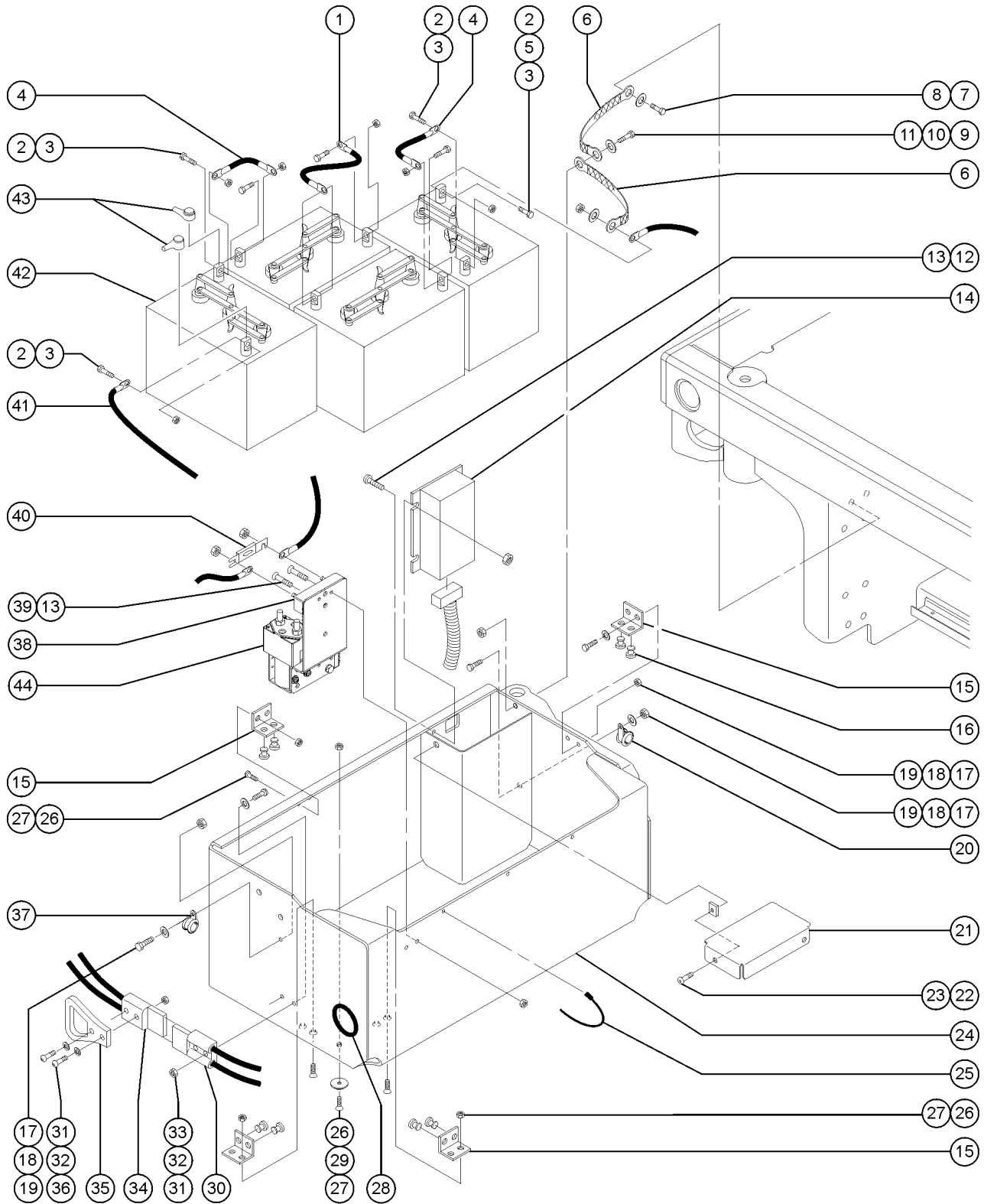
204.1 Battery Pack Module (to serial number 1999)



204.1 Battery Pack Module (to serial number 1999)

Item	Part No.	Description	Qty.	Item	Part No.	Description	Qty.
1		Ref. Battery Cable Assembly <i>(refer to Figure 215.1)</i>		31	47232	GROMMET,RUBBER 2 X 2.75.....2 <i>(5.08 x 7 cm)</i>	
2	13002	SCREW,HHC,5/16-18 X 1 GR5.....8		32	44160	LOCK PIN ASSY,3.00".....1	
3	6037	NUT,HEX,5/16-18,GR5.....8		--	39469	SPRING,COMPRESSION.485 X1.75**.....1	
4		Ref. Battery Cable Assembly.....8 <i>(refer to Figure 215.1)</i>		--	39470	PIN, LOCK.....1	
5	5397	WASHER,FLAT,USS,5/16",Y.....1		--	40835	KNOB,OVAL TAPERED.....1	
6	39532	GROUND STRAP.....2		--	41630	HOUSING,LOCK PIN.....1	
7	10587	SCREW,HHC,1/2-13 X.75.....1		33		Ref. Battery Cable Assembly.....1 <i>(refer to Figure 215.1)</i>	
8	6033	WASHER,LOCK,0.5".....2		--	66397	QUICK DISCONNECT CASING,BATT**.....1 <i>(housing)</i>	
9	6175	SCREW,HHC,3/8-16 X 1.....1		34	6357	NUT,HEX,1/4-20.....4	
10	6097	WASHER,FLAT,USS,3/8",Y.....2		35	6145	SCREW,HHC,1/4-20 X 1.5.....2	
11	7713	NUT,LP NYLOCK,3/8-16.....1		36		Ref. Battery Cable Assembly.....2 <i>(refer to Figure 215.1)</i>	
12	6147	SCREW,RHM,10-32 X 1.....2		--	19436	CONNECTOR,ANDERSON SB 175***.....2 <i>(include contacts with wire)</i>	
13	6178	NUT,NYLOCK,10-32.....4		37	44716	HANDLE,ANDERSON CONNECTOR SB.....1	
14	97055	ECM,SLAB,SERVICE***.....1		38	11966	SCREW,BHHS,1/4-20 X 1.5.....2	
--	46976	PIGTAIL, ECM TO LINKAGE.....1		39	6090	SCREW,HHC,1/4-20 X .75.....1	
--	56302	RELAY,24VDC,40/30A,SEALED***.1		40	45454	CLAMP,RUB CUSH,0.75,#12 X 3/8*.....1 <i>(1.91 cm)</i>	
15	10597	SCREW,HHC,1/2-13 X 1.25 GR5.....2		41	66717	FUSE BLOCK, ANN & ANL FUSE...1 <i>(includes mounting fasteners)</i>	
16	39447	SPACER,MODULE,.06 THK.....1 <i>Quantity listed for this item is approximate. Actual quantity may vary to ensure proper fit.</i>		42	6873	SCREW,FHM,10-32 X 1.....2	
17	39244	SPACER,MODULE TRAY.....2		43	40833	FUSE,275 AMP,VERY FAST ACTING.....1	
18	39297	HINGE WELDMENT, TOP LH.....1		44	66427	SERVICE KIT, BATTERY STOP.....2	
19	5135	CLIP,HAIR PIN .094 X 2.5.....2		45		Ref. Battery Cable Assembly.....2 <i>(refer to Figure 215.1)</i>	
20	36369	BEARING,0.75IDX1.00ODX0.75L....2 <i>(1.91 x 2.54 x 1.91 cm)</i>		46	76502	BATTERY,T105 W/LPT,3 CAP,DRY**.....4 <i>(10 3/8 x 7 x 10 1/2 inches) (26.4 x 17.8 x 26.7 cm)</i>	
21	47165	FORMING,ECM LID.....1		47	96110	BOOT,CABLE TERMINAL COVER.....8	
22	7339	SCREW,HHC,1/4-20 X .5.....1		48	6889	NUT,LP NYLOCK,1/4-20.....4	
23	6356	WASHER,LOCK,.25.....5		49	39794	WASHER,FLAT UHMW 2.25 DIA....2	
24	44740	BATT.PAK ASSY.W/DCL(GS15&19).....1 <i>(includes items 20, 29, 30 and 31)</i>		50	18385	THREADED ROD,(1/4-20),10.5"....2	
25	6578	CABLE TIE,7 3/8".....1 <i>(18.75 cm)</i>					
26	6888	SCREW,HHC,1/4-20 X 1.....4					
27	6638	WASHER,FLAT,USS,1/4"Y.....8					
28	6091	NUT,NYLOCK,1/4-20.....3					
29	39474	WEAR PAD,PLATFORM.....1 <i>(2 x 1 x 0.25 inch) (5.1 x 2.5 x 0.64 cm)</i>					
30	39579	RIVET,STL,STL,.188 X .45.....2					

204.2 Battery Pack Module (from serial number 2000 to 18703)



204.2 Battery Pack Module (from serial number 2000 to 18703)

Item	Part No.	Description	Qty.	Item	Part No.	Description	Qty.
1		Ref. Battery Cable Assembly <i>(refer to Figure 215.1)</i>		24	48708	BAT. TRAY ASSY W/WORD DEC,GS30.....1 <i>(refer to 205.1 for bearings) (includes items 26-29)</i>	1
2	13002	SCREW,HHC,5/16-18 X 1 GR5.....8		25	6578	CABLE TIE,7 3/8".....1 <i>(18.75 cm)</i>	1
3	6037	NUT,HEX,5/16-18,GR5.....8		26	6889	NUT,LP NYLOCK,1/4-20.....7	7
4		Ref. Battery Cable Assembly.....8 <i>(refer to Figure 215.1)</i>		27	19284	SCREW,FHS,1/4-20 X .63.....7	7
5	5397	WASHER,FLAT,USS,5/16",Y.....1		28	47232	GROMMET,RUBBER 2 X 2.75.....2 <i>(5.1 x 7 cm)</i>	2
6	39532	GROUND STRAP.....2		29	47793	BUMPER, MODULE TRAY.....1 <i>(0.266 x 1.25 x 0.25 inch) (0.676 x 3.18 x 0.64 cm)</i>	1
7	10587	SCREW,HHC,1/2-13 X.75.....1		30		Ref. Battery Cable Assembly.....1 <i>(refer to Figure 215.1)</i>	1
8	6033	WASHER,LOCK,0.5".....2		--	66397	QUICK DISCONNECT CASING,BATT**.....1 <i>(housing)</i>	1
9	6175	SCREW,HHC,3/8-16 X 1.....1		31	6357	NUT,HEX,1/4-20.....4	4
10	6097	WASHER,FLAT,USS,3/8",Y.....1		32	6356	WASHER,LOCK,.25.....4	4
11	7713	NUT,LP NYLOCK,3/8-16.....1		33	6145	SCREW,HHC,1/4-20 X 1.5.....2	2
12	6147	SCREW,RHM,10-32 X 1.....2		34		Ref. Battery Cable Assembly.....2 <i>(refer to Figure 215.1)</i>	2
13	6178	NUT,NYLOCK,10-32.....4		--	19436	CONNECTOR,ANDERSON SB 175***.....2 <i>(includes contacts with wire)</i>	2
--	55298	WIRE ASSY,CHASSIS CNTRL PIGT.....1 <i>(ECM to linkage)</i>	1	35	44716	HANDLE,ANDERSON CONNECTOR SB.....1	1
--	56302	RELAY,24VDC,40/30A,SEALED***..1	1	36	11966	SCREW,BHHS,1/4-20 X 1.5.....2	2
--	78314	CONNECTOR KIT,ITT CABLE/WIRE.....1	1	37	45454	CLAMP,RUB CUSH,0.75,#12 X 3/8*.....1 <i>(1.9 cm)</i>	1
14A	105295	KIT,GEN1 TO GEN5 CONTRL SYS***.....1 <i>(models with PCB Rev A or Rev B) (to SN 17407)</i>	1	38	66717	FUSE BLOCK, ANN & ANL FUSE...1 <i>(includes mounting fasteners)</i>	1
14B	97055	ECM,SLAB,SERVICE*** <i>(models with PCB Rev C) (to SN 17407)</i>		39	6873	SCREW,FHM,10-32 X 1.....2	2
14C	78725	ECU,SLAB,GEN4*** <i>(from 17408 to 59999)</i>		40	40833	FUSE,275 AMP,VERY FAST ACTING.....1	1
15	66427	SERVICE KIT, BATTERY STOP.....4	4	41		Ref. Battery Cable Assembly.....1 <i>(refer to Figure 215.1)</i>	1
16	47478	BUMPER,RUBBER,1"OD X .461 H.....8 <i>(2.5 cm)</i>	8	42	76502	BATTERY,T105 W/LPT,3 CAP,DRY**.....4 <i>(10 3/8 x 7 1/8 x 10 5/8 inches) (26.4 x 17.8 x 26.7 cm)</i>	4
17	6091	NUT,NYLOCK,1/4-20.....4	4	43	96110	BOOT,CABLE TERMINAL COVER.....8	8
18	6638	WASHER,FLAT,USS,1/4"Y.....4	4				
19	6090	SCREW,HHC,1/4-20 X .75.....4	4				
20	18666	CLAMP,1.00,#16 X 1/4,RUB CUSH.....1 <i>(2.5 cm)</i>	1				
21	47923	FORMING,ECM LID.....1	1				
22	11968	SCREW,BHHS,1/4-20 X 1.....1	1				
23	56912	SPRING CLIP,1/4-20,.025-.15X.5.....1	1				



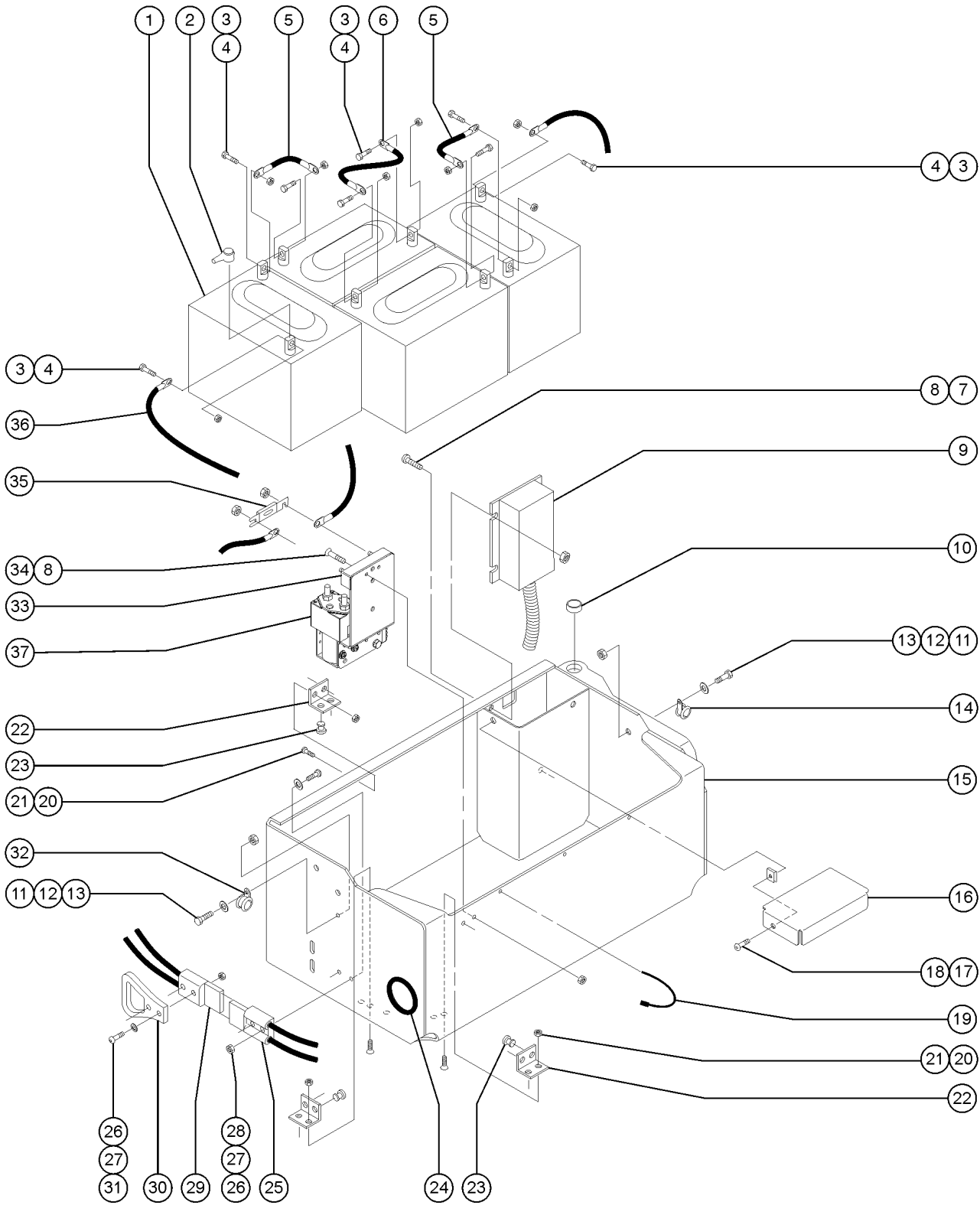
204.2 Battery Pack Module (from serial number 2000 to 18703)
(continued)

Item	Part No.	Description	Qty.
44	219492	ASSM,CONTACTOR KIT,GS.....1 <i>(for machines to SN 62710 that have not had a contactor kit previously installed)</i>	
--	219493	BRACKET,CONTACTOR,GS.....1 <i>(for machines to SN 62710 that have not had a contactor kit previously installed)</i>	
--	219494	HARNESS,CONTACTOR,GS.....1 <i>(for machines to SN 62710 that have not had a contactor kit previously installed)</i>	

204.2 Battery Pack Module (from serial number 2000 to 18703)
(continued)

This Page Intentionally Left Blank

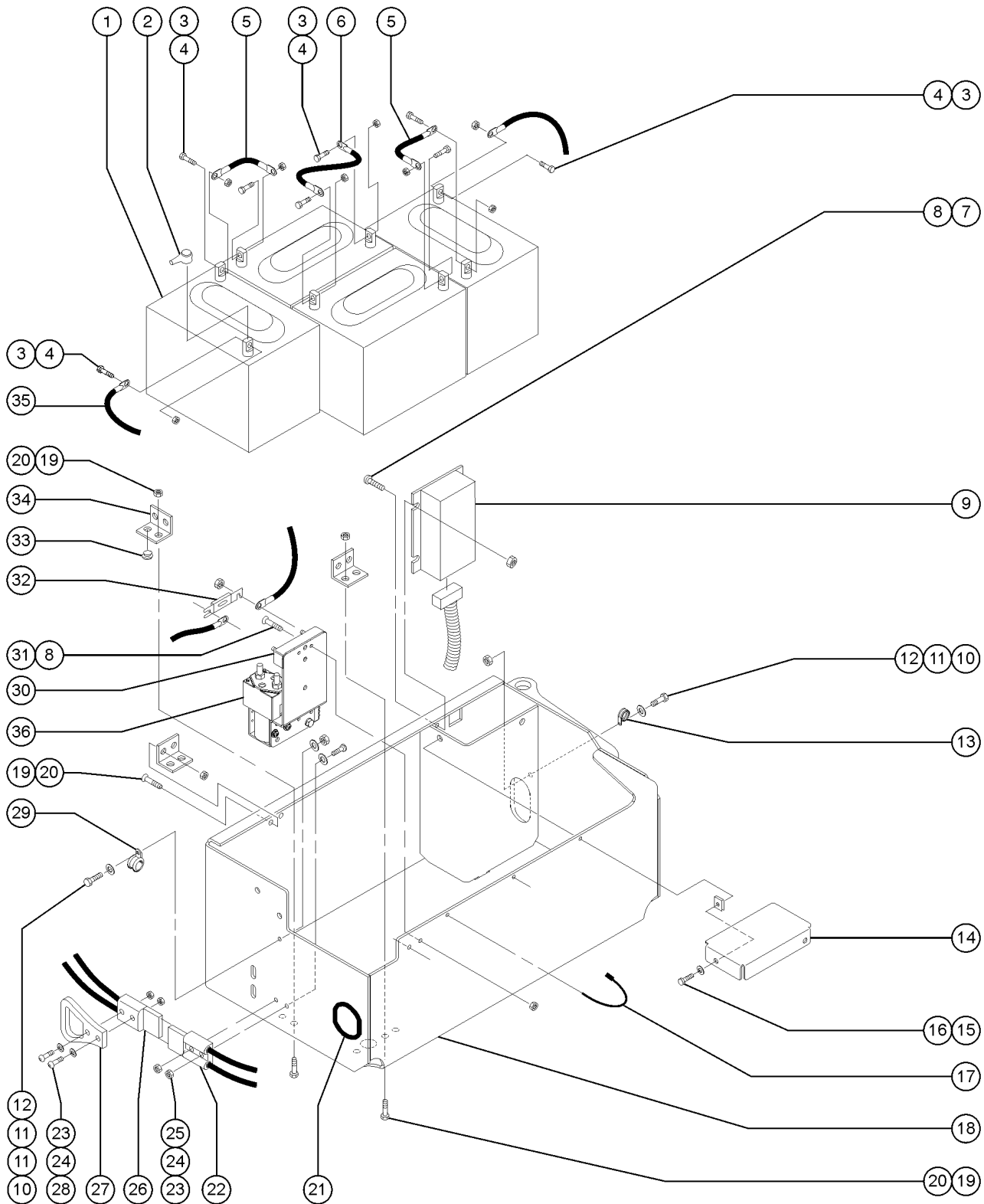
204.3 Battery Pack Module (from serial number 18704 to 35799)



204.3 Battery Pack Module (from serial number 18704 to 35799)

Item	Part No.	Description	Qty.	Item	Part No.	Description	Qty.
1	76502	BATTERY,T105 W/LPT,3 CAP,DRY**.....	4	25		Ref. Battery Cable Assembly..... <i>(refer to Figure 215.1 or 215.2)</i>	2
2	96110	BOOT,CABLE TERMINAL COVER.....	8	--	66397	QUICK DISCONNECT CASING,BATT**..... <i>(housing)</i>	2
3	13002	SCREW,HHC,5/16-18 X 1 GR5.....	8	26	6357	NUT,HEX,1/4-20.....	4
4	6037	NUT,HEX,5/16-18,GR5.....	8	27	6356	WASHER,LOCK,.25.....	4
5		Ref. Battery Cable Assembly..... <i>(refer to Figure 215.1 or 215.2)</i>	8	28	6145	SCREW,HHC,1/4-20 X 1.5.....	2
6		Ref. Battery Cable Assembly..... <i>(refer to Figure 215.1 or 215.2)</i>	8	29		Ref. Battery Cable Assembly..... <i>(refer to Figure 215.1 or 215.2)</i>	2
7	6147	SCREW,RHM,10-32 X 1.....	2	--	19436	CONNECTOR,ANDERSON SB 175***..... <i>(includes contacts with wire)</i>	2
8	6178	NUT,NYLOCK,10-32.....	4	30	44716	HANDLE,ANDERSON CONNECTOR SB.....	1
9	78725	ECU,SLAB,GEN4***..... <i>(from 17408 to 59999)</i>	1	31	11966	SCREW,BHHS,1/4-20 X 1.5.....	2
--	55298	WIRE ASSY,CHASSIS CNTRL PIGT..... <i>(from SN 18704 to 25111) (ECM to linkage)</i>	1	32	45454	CLAMP,RUB CUSH,0.75,#12 X 3/8*..... <i>(1.9 cm)</i>	1
--	56302	RELAY,24VDC,40/30A,SEALED***..	1	33	66717	FUSE BLOCK, ANN & ANL FUSE... <i>(includes mounting fasteners)</i>	1
--	64258	WIRE ASSY,CHASSIS CONTROL PIGT..... <i>(from SN 25112) (ECM to linkage)</i>	1	34	6873	SCREW,FHM,10-32 X 1.....	2
--	78314	CONNECTOR KIT,ITT CABLE/WIRE.....	1	35	40833	FUSE,275 AMP,VERY FAST ACTING.....	1
10	36369	BEARING,0.75IDX1.00ODX0.75L....	2	36		Ref. Battery Cable Assembly..... <i>(refer to Figure 215.1 or 215.2)</i>	1
11	6090	SCREW,HHC,1/4-20 X .75.....	4	37	219492	ASSM,CONTACTOR KIT,GS..... <i>(for machines to SN 62710 that have not had a contactor kit previously installed)</i>	1
12	6638	WASHER,FLAT,USS,1/4"Y.....	4	--	219493	BRACKET,CONTACTOR,GS..... <i>(for machines to SN 62710 that have not had a contactor kit previously installed)</i>	1
13	6091	NUT,NYLOCK,1/4-20.....	4	--	219494	HARNESS,CONTACTOR,GS..... <i>(for machines to SN 62710 that have not had a contactor kit previously installed)</i>	1
14	18666	CLAMP,1.00,#16 X 1/4,RUB CUSH.....	1				
15	48708	BAT. TRAY ASSY W/WORD DEC,GS30..... <i>(includes item 10)</i>	1				
16	47923	FORMING,ECM LID.....	1				
17	11968	SCREW,BHHS,1/4-20 X 1.....	1				
18	56912	SPRING CLIP,1/4-20,.025-.15X.5....	1				
19	6578	CABLE TIE,7 3/8".....	1				
20	6889	NUT,LP NYLOCK,1/4-20.....	7				
21	19284	SCREW,FHS,1/4-20 X .63.....	7				
22	47480	FORMING,BATTERY STOP.....	4				
23	47478	BUMPER,RUBBER,1"OD X .461 H..... <i>(2.5 cm)</i>	8				
24	47232	GROMMET,RUBBER 2 X 2.75..... <i>(5.1 x 7 cm)</i>	2				

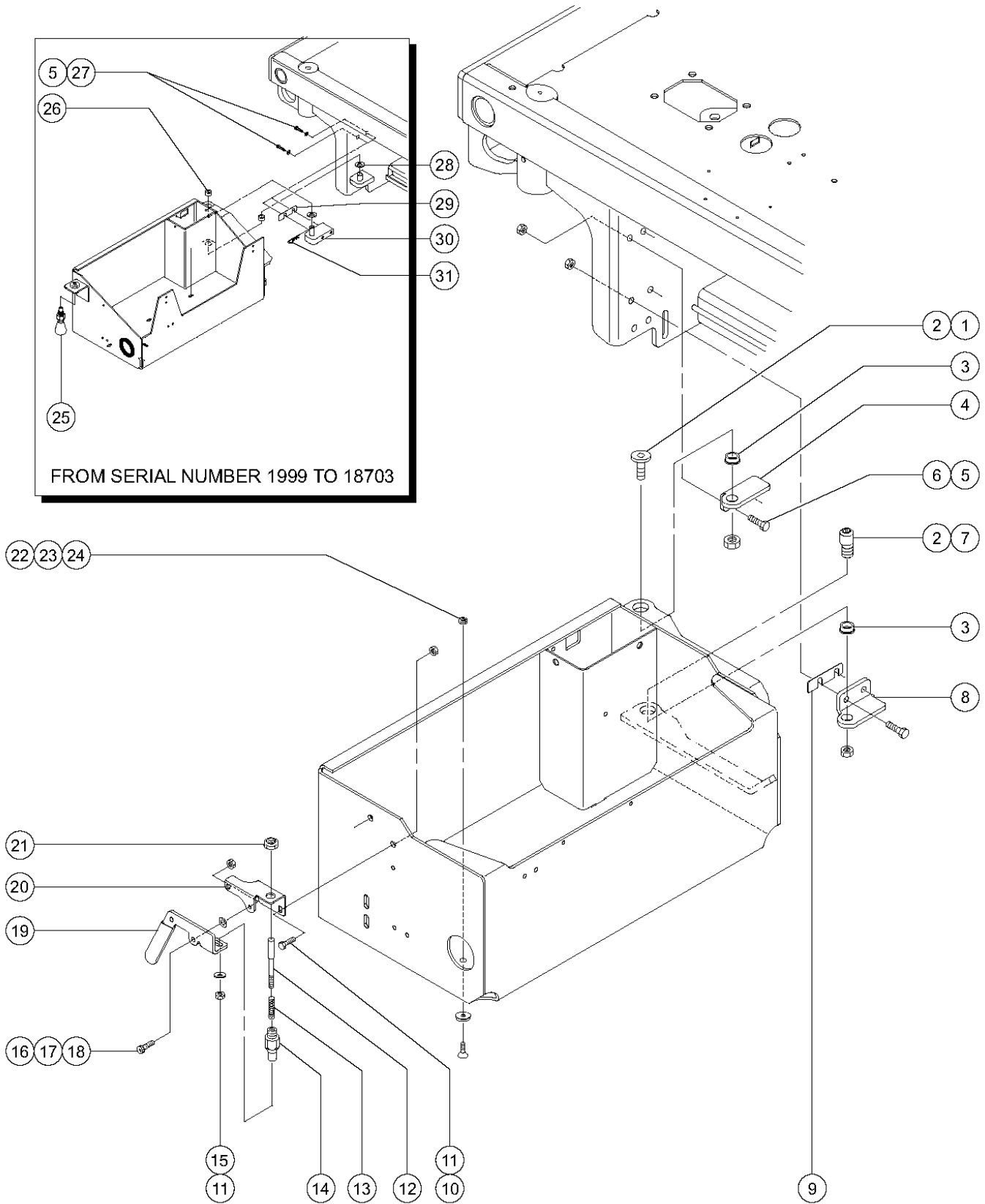
204.4 Battery Pack Module (from serial number 35800)



204.4 Battery Pack Module (from serial number 35800)

Item	Part No.	Description	Qty.	Item	Part No.	Description	Qty.
1	76502	BATTERY,T105 W/LPT,3 CAP,DRY**.....	4	26	19436	CONNECTOR,ANDERSON SB 175***.....	2
2	96110	BOOT,CABLE TERMINAL COVER.....	8			<i>(include contacts with wire)</i>	
3	13002	SCREW,HHC,5/16-18 X 1 GR5.....	8	27	44716	HANDLE,ANDERSON CONNECTOR SB.....	1
4	6037	NUT,HEX,5/16-18,GR5.....	8			<i>EE model</i>	
5		Ref. Battery Cable Assembly.....	8	28	11966	SCREW,BHHS,1/4-20 X 1.5.....	2
		<i>(refer to Figure 215.2)</i>				<i>EE model</i>	
6		Ref. Battery Cable Assembly.....	8	29	45454	CLAMP,RUB CUSH,0.75,#12 X 3/8*.....	1
		<i>(refer to Figure 215.2)</i>				<i>EE model</i>	
7	6147	SCREW,RHM,10-32 X 1.....	2	30	66717	FUSE BLOCK, ANN & ANL FUSE...1	
8	6178	NUT,NYLOCK,10-32.....	4			<i>(includes mounting fasteners)</i>	
9	78725	ECU,SLAB,GEN4***.....	1	31	6873	SCREW,FHM,10-32 X 1.....	2
		<i>(from 17408 to 59999)</i>		32	40833	FUSE,275 AMP,VERY FAST ACTING.....	1
10	6090	SCREW,HHC,1/4-20 X .75.....	4	33	47478	BUMPER,RUBBER,1"OD X .461 H.....	6
11	6638	WASHER,FLAT,USS,1/4"Y.....	4				
12	6091	NUT,NYLOCK,1/4-20.....	4	34	47480	FORMING,BATTERY STOP.....	3
13	18666	CLAMP,1.00,#16 X 1/4,RUB CUSH.....	1	35		Ref. Battery Cable Assembly.....	3
14	47923	FORMING,ECM LID.....	1			<i>(refer to Figure 215.2)</i>	
14A	78321	FORMING,ECM COVER,NIKKEN...1		36	219492	ASSM,CONTACTOR KIT,GS.....	1
		<i>(Nikken models only)</i>				<i>(for machines to SN 62710 that have not had a contactor kit previously installed)</i>	
15	11968	SCREW,BHHS,1/4-20 X 1.....	1	--	219493	BRACKET,CONTACTOR,GS.....	1
16	56912	SPRING CLIP,1/4-20,.025-.15X.5.....	1			<i>(for machines to SN 62710 that have not had a contactor kit previously installed)</i>	
17	6578	CABLE TIE,7 3/8".....	1	--	219494	HARNESS,CONTACTOR,GS.....	1
18	48708	BAT.TRAY ASSY W/WORD DEC,GS30.....	1			<i>(for machines to SN 62710 that have not had a contactor kit previously installed)</i>	
		<i>(includes item 21)</i>					
18A	115426	BAT. TRAY ASSY W/DEC,GS30 NIKN					
19	19284	SCREW,FHS,1/4-20 X .63.....	7				
20	6889	NUT,LP NYLOCK,1/4-20.....	7				
21	47232	GROMMET,RUBBER 2 X 2.75.....	2				
22		Ref. Battery Cable Assembly.....	2				
		<i>(refer to Figure 215.2)</i>					
22	66397	QUICK DISCONNECT CASING,BATT**.....	2				
23	6357	NUT,HEX,1/4-20.....	4				
		<i>EE model</i>					
24	6356	WASHER,LOCK,.25.....	4				
		<i>EE model</i>					
25	6145	SCREW,HHC,1/4-20 X 1.5.....	2				
26		Ref. Battery Cable Assembly.....	2				
		<i>(refer to Figure 215.2)</i>					

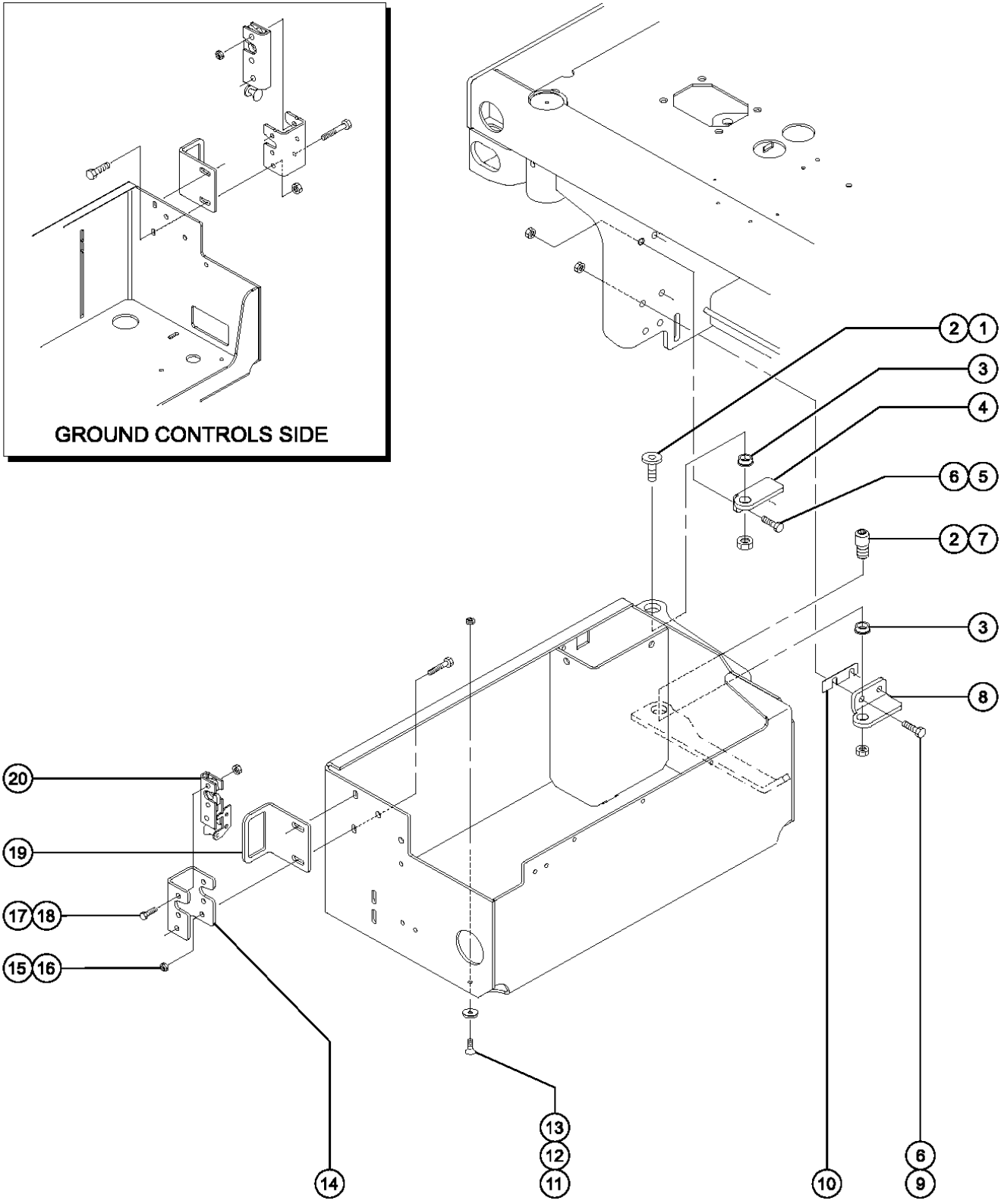
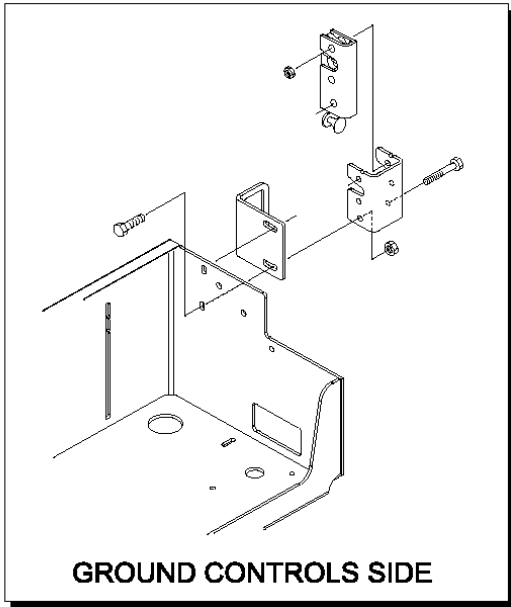
205.1 Battery Pack Module Installation (from serial number 18704 to 35799)



205.1 Battery Pack Module Installation (from serial number 18704 to 35799)

Item	Part No.	Description	Qty.	Item	Part No.	Description	Qty.
1	47255	BOLT,SHORT SHOULDER.....	1	25		Ref. Lock Pin Assembly.....	1
2	38028	NUT,LP NYLOCK,5/8-11.....	2			<i>(refer to Figure 204.1)</i>	
3	47548	BEARING,FL,0.75ID X 1 OD X .49.....	2	26	36369	BEARING,0.75IDX1.00ODX0.75L....	2
		<i>(0.75 x 1 x 0.38 inch) (1.91 x 2.54 x 0.97 cm)</i>				<i>(1.91 x 2.5 x 1.91 cm)</i>	
4	47324	BRACKET,BOX HINGE,LH-UP/RH-LO.....	1	27	6033	WASHER,LOCK,0.5".....	2
5	10597	SCREW,HHC,1/2-13 X 1.25 GR5....	4	28	39244	SPACER,MODULE TRAY.....	2
6	6086	NUT,LP NYLOCK,1/2-13.....	4	29	39447	SPACER,MODULE,.06 THK.....	1
7	55983	PIN-THREADED SHLDR OFFS,5/8-11.....	2			<i>Quantity listed for this item is approximate. Actual quantity may vary, to ensure proper fit.</i>	
8	47323	BRACKET,BOX HINGE,RH-UP/LH-LO.....	1	30	39297P	HINGE WELDMENT,TOP LH,PAINTED.....	1
9	47342	SPACER,MODULE TRAY,.030 THK.....	2	31	5135	CLIP,HAIR PIN .094 X 2.5.....	2
		<i>(0.762 mm) (quantity listed for this item is approximate. Actual quantity may vary, to ensure proper fit)</i>					
--	47455	SPACER,MODULE TRAY,.075 THK.....	2				
		<i>(1.905 mm) (quantity listed for this item is approximate. Actual quantity may vary, to ensure proper fit)</i>					
10	33681	SCREW,HHC,3/8-16 X .625.....	2				
11	7713	NUT,LP NYLOCK,3/8-16.....	3				
12	39470	PIN, LOCK.....	1				
13	39469	SPRING,COMPRESSION.485 X1.75**.....	1				
14	41630	HOUSING,LOCK PIN.....	1				
15	6097	WASHER,FLAT,USS,3/8",Y.....	1				
16	47227	SCREW,SHS,5/16-18 X .25.....	1				
17	47228	WASHER,NYLON,.406 X.750 X.032.....	1				
18	6782	NUT,NYLOCK,5/16-18.....	1				
19	46347	HANDLE-LOCK,BATT.MOD,LEFT SIDE.....	1				
--	44733	HANDLE COVER,PLASTIC.....	1				
20	47325	BRACKET,LOCK PIN,LEFT.....	1				
21	8538	NUT,LP NYLOCK,3/4-10.....	1				
22	6889	NUT,LP NYLOCK,1/4-20.....	1				
23	47793	BUMPER, MODULE TRAY.....	1				
		<i>(0.266 I.D. x 1.25 O.D. x 0.25 inch) (0.676 x 3.18 x 0.64 cm)</i>					
24	19284	SCREW,FHS,1/4-20 X .63.....	1				

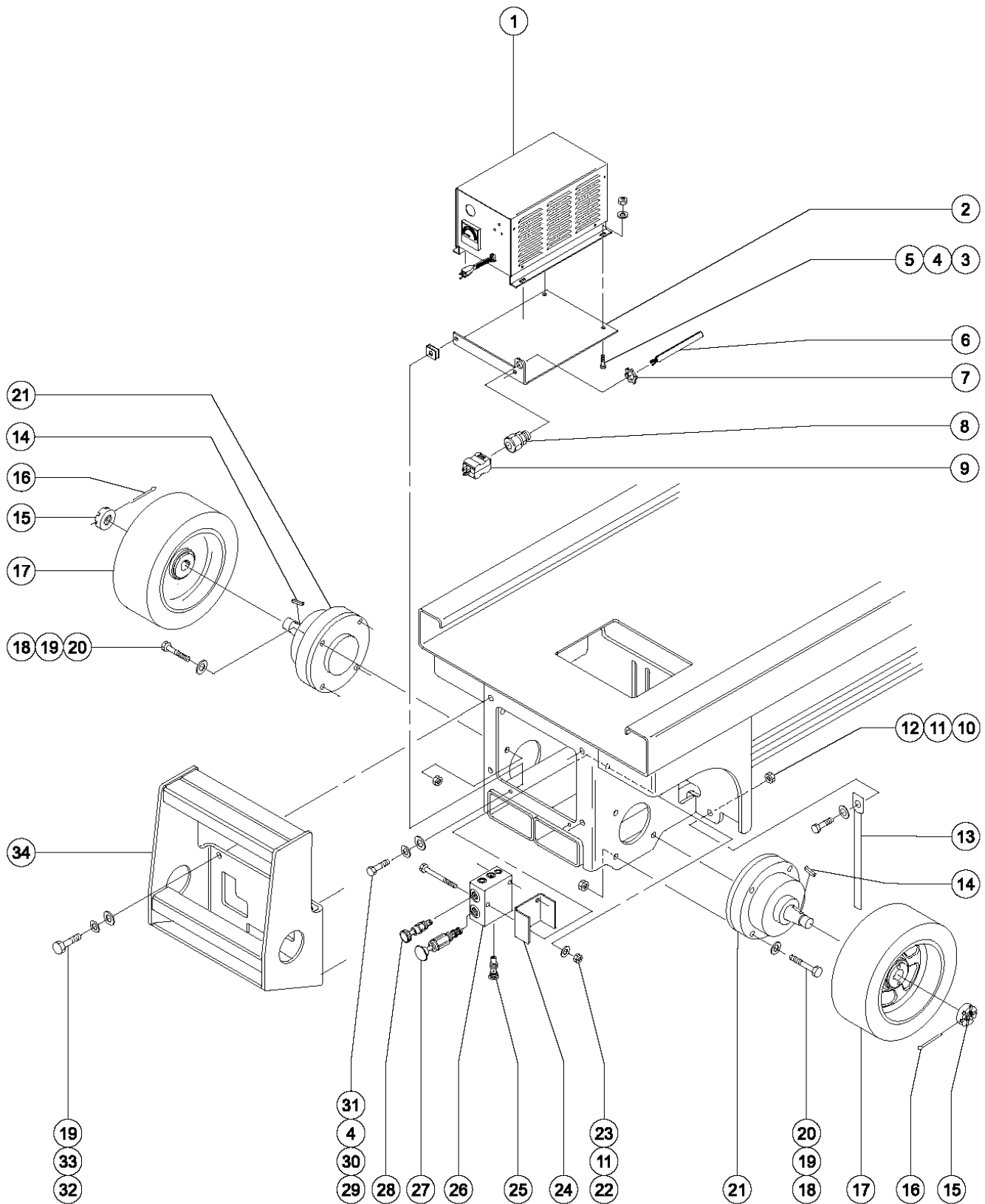
205.2 Battery Pack Module Installation (from serial number 35800)



205.2 Battery Pack Module Installation (from serial number 35800)

Item	Part No.	Description	Qty.
--	65967	HANDLE-ROTATOR LATCH ASSY LS <i>(battery pack side) (includes items 14-20) (EE model)</i>	
1	47255	BOLT,SHORT SHOULDER.....	1
2	38028	NUT,LP NYLOCK,5/8-11.....	2
3	47548	BEARING,FL,0.75ID X 1 OD X .49..... <i>(0.75 x 1 x 0.38 inch) (1.91 x 2.54 x 0.97 cm)</i>	2
4	47324	BRACKET,BOX HINGE,LH-UP/RH-LO.....	1
5	10597	SCREW,HHC,1/2-13 X 1.25 GR5.....	4
6	6086	NUT,LP NYLOCK,1/2-13.....	4
7	55983	PIN-THREADED SHLDR OFFS,5/8-11.....	2
8	47323	BRACKET,BOX HINGE,RH-UP/LH-LO.....	1
9	51496	SCREW,HHC,1/2-13 X 1.375.....	2
10	47342	SPACER,MODULE TRAY,.030 THK..... <i>(0.762 mm) (Quantity listed for this item is approximate. Actual quantity may vary to ensure proper fit.)</i>	2
--	47455	SPACER,MODULE TRAY,.075 THK..... <i>(1.905 mm) (Quantity listed for this item is approximate. Actual quantity may vary to ensure proper fit.)</i>	2
11	19284	SCREW,FHS,1/4-20 X .63.....	1
12	47793	BUMPER, MODULE TRAY..... <i>(0.266 I.D. x 1.25 O.D. x 0.25 inch) (0.676 x 3.18 x 0.64 cm)</i>	1
13	6889	NUT,LP NYLOCK,1/4-20.....	1
14	65982	BRACKET-LATCH MOUNT,BAT MOD.....	1
15	6782	NUT,NYLOCK,5/16-18.....	1
16	13002	SCREW,HHC,5/16-18 X 1 GR5.....	2
17	13000	SCREW,HHC,5/16-18 X 1.25.....	2
18	6002	NUT,LP NYLOCK,5/16-18.....	2
19	66871	FORMING, MOD TRAY HANDLE.....	1
20	66900	LATCH,ROTARY, W/KNOB, LEFT..... <i>(battery side)</i>	1
20A	66901	LATCH,ROTARY,W/KNOB,RIGHT.... <i>(ground controls side)</i>	1

206.1 Non-steer Axle, Counterweights and Brake Release Hand Pump (to SN 29767)

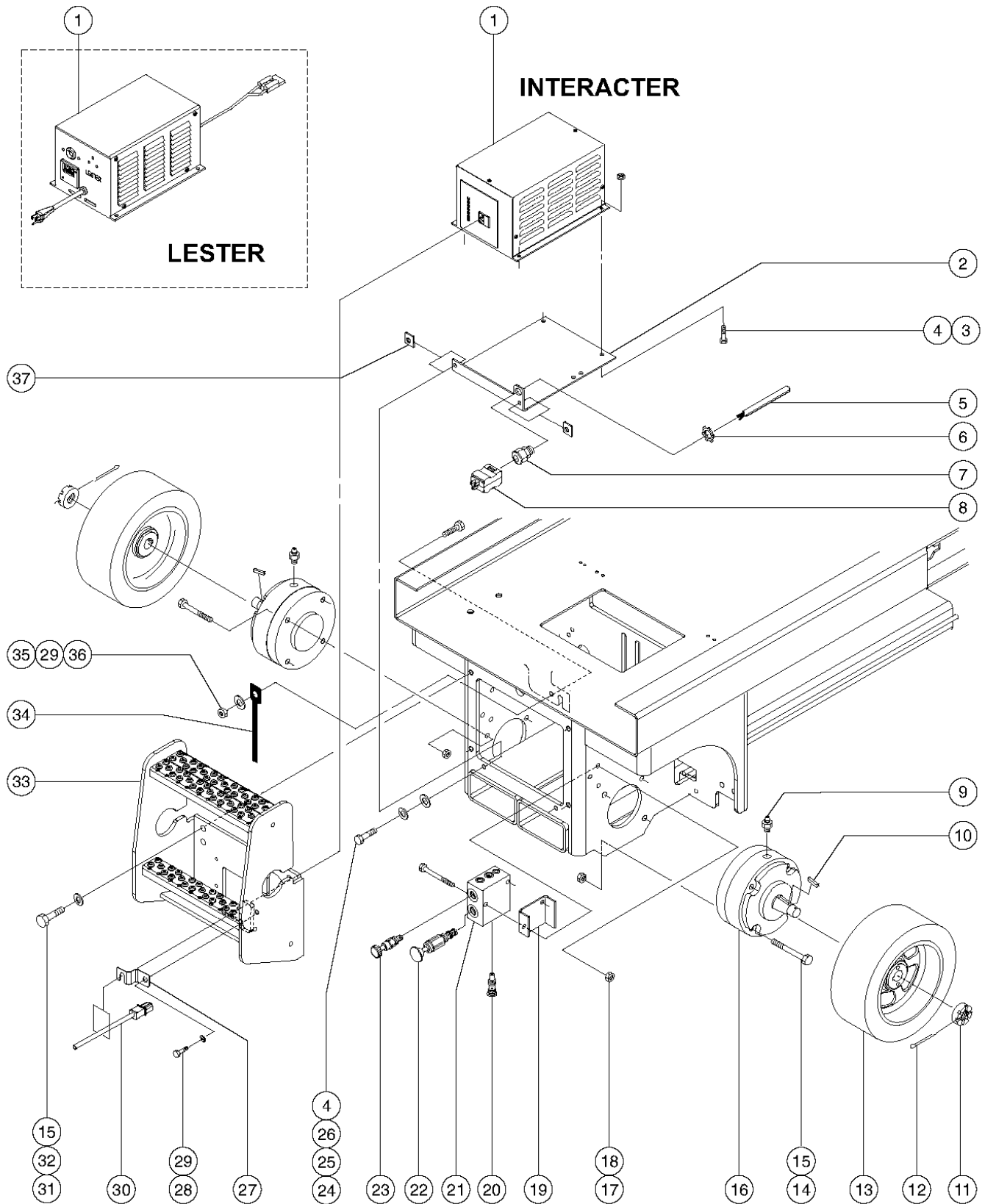


206.1 Non-steer Axle, Counterweights and Brake Release Hand Pump (to SN 29767)

Item	Part No.	Description	Qty.	Item	Part No.	Description	Qty.
--	78589	WLDMT, AUS CW, RIGHT.....1 <i>GS-1530/1532 CE (under chassis above right rear wheel)</i>	1	--	44829	BEARING,BRK,MICO ** <i>(for p/n 40841 Mico brake)</i>	
--	78630	WLDMT,AUS CW,LEFT.....1 <i>GS-1530/1532 CE (under chassis above left rear wheel)</i>	1	21B	96416	SERVICE KIT,BRAKE,14.2 IN 3***1 <i>(1st time replacement for Mico brakes) (must be repaired as a set) (contains two brakes p/n 96257 and mounting hardware)</i>	1
--	78949	PLATE, AUS. CW, CORNER.....24 <i>GS-1530/1532 (ladder counterweight)</i>	24	--	96257	BRAKE,HYDRAULIC***2 <i>(use after 1st time replacement) (no seal kit available)</i>	2
1		Ref. Charger - Battery <i>(refer to Figures 203.1, 203.2 or 203.3)</i>		22	4828	NUT,NYLOCK,3/8-16.....2	2
2	39271	CHARGER MOUNT PLATE.....1	1	23	12981	SCREW,HHC,3/8-16 X 4.5.....2	2
3	6090	SCREW,HHC,1/4-20 X .75.....4	4	24	39559	CHANNEL,BRAKE RELEASE MNFLD MT1	1
4	6638	WASHER,FLAT,USS,1/4"Y.....6	6	25		Ref. Valve, Shuttle.....1 <i>(refer to Fig. 213.1)</i>	1
5	6889	NUT,LP NYLOCK,1/4-20.....4	4	26		Ref. Manifold, Brake Release Hand Pump.....1 <i>(refer to Fig. 213.1)</i>	1
6A	43956	WIRE CABLE,14/3 CON.TPE JKT*228-inches <i>GS-1530 (2.08 mm2) (5.79 m)</i>	228	27		Ref. Valve, Hand Pump.....1 <i>(refer to Fig. 213.1)</i>	1
6B	43956	WIRE CABLE,14/3 CON.TPE JKT*288-inches <i>(2.08 mm2) (7.32 m)</i>	288	28		Ref. Valve, Check, Pilot-operated....1 <i>(refer to Fig. 213.1)</i>	1
7	6935	LOCKNUT,ELEC,1/2".....1	1	29	6888	SCREW,HHC,1/4-20 X 1.....2	2
8	7056	CONN,SQUEEZE,1/2NPT .38-.50,SM.....1 <i>(12.7 mm)</i>	1	30	6356	WASHER,LOCK,.25.....2	2
9		Ref. Electrical Plug, 110V AC.....1 <i>(refer to Figures 203.1, 203.2 or 203.3)</i>	1	31	56912	SPRING CLIP,1/4-20,.025-.15X.5.....2	2
10	7713	NUT,LP NYLOCK,3/8-16.....2	2	32	10597	SCREW,HHC,1/2-13 X 1.25 GR5....4	4
11	6097	WASHER,FLAT,USS,3/8",Y.....4	4	33	6033	WASHER,LOCK,0.5".....4	4
12	6175	SCREW,HHC,3/8-16 X 1.....2	2	34	44742	LADDER WELD W/DECALS GS30MINI.....1	1
13	96317	GROUND STRAP,12"LG***.....1 <i>(30.48 cm)</i>	1				
14	44781	KEY,RECTANGULAR,.31X.28X1.25".2 <i>(0.79 x 0.71 x 3.18 cm)</i>	2				
15	44780	NUT,CASTLE,1.125-18 UNEF.....2	2				
16	13635-10	PIN,COTTER,.156 X 1.75.....2	2				
17	105122	WHEEL & TIRE ASSY,LP,12"***2 <i>Solid, Non-marking</i>	2				
18	10598	SCREW,HHC,1/2-13 X 3.....8	8				
19	6095	WASHER,FLAT,USS,1/2",Y.....12	12				
20	6198	NUT,NYLOCK,1/2-13.....8	8				
21A		BRAKE,MICO (40841).....1 <i>Mico (component no longer available) (refer to p/n 96416 for 1st time replacement)</i>	1				
--	44828	SEAL KIT,BRAKE,MICO*** <i>(for p/n 40841 Mico brake)</i>					



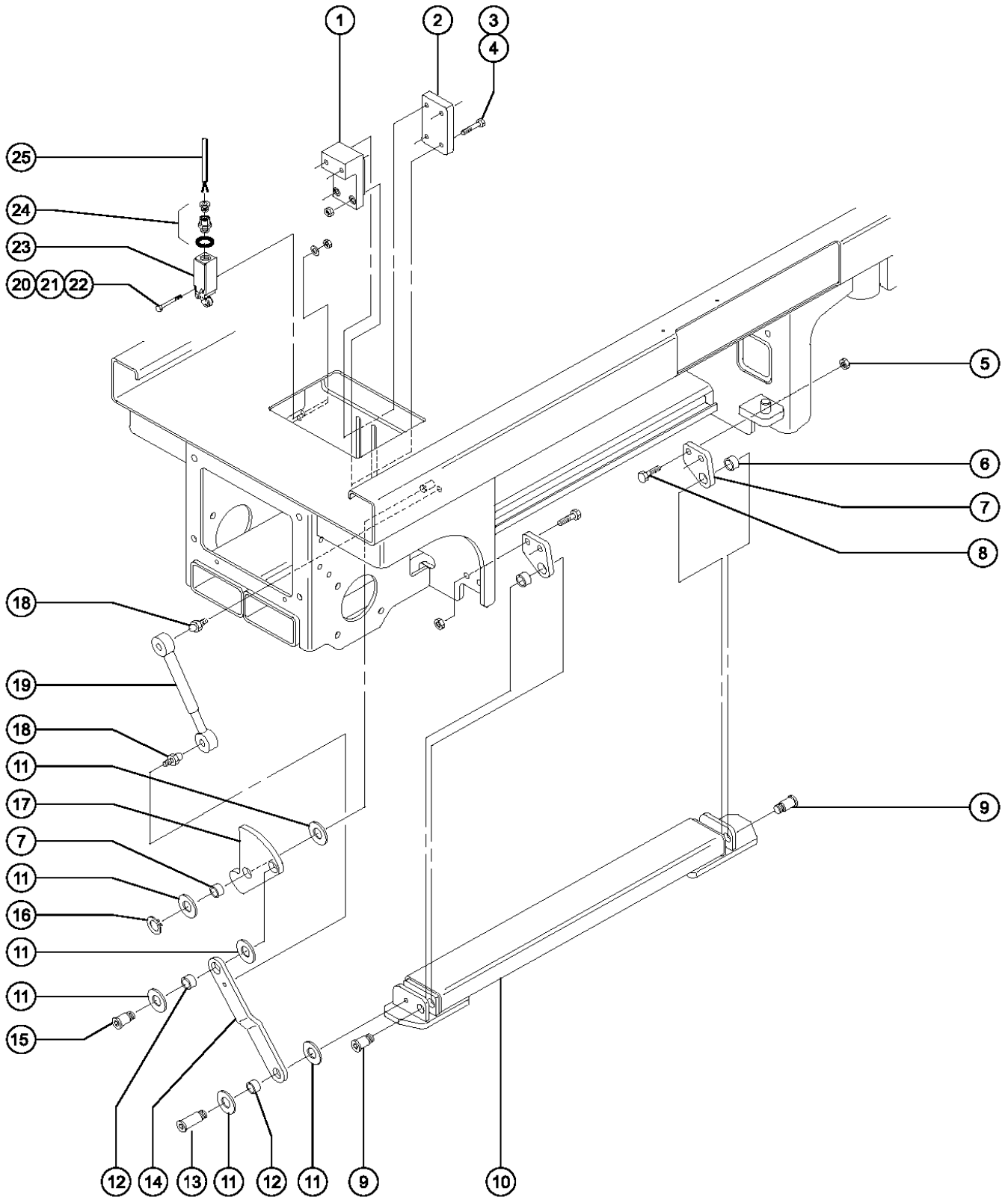
206.2 Non-steer Axle, Counterweights and Brake Release Hand Pump (from SN 29768)



206.2 Non-steer Axle, Counterweights and Brake Release Hand Pump (from SN 29768)

Item	Part No.	Description	Qty.	Item	Part No.	Description	Qty.
--	78589	WLDMT, AUS CW, RIGHT GS-1530/1532 CE (under chassis above right rear wheel)		16B	96416	SERVICE KIT,BRAKE,14.2 IN 3*** (1st time replacement for Ausco brakes) (must be repaired as a set) (contains two brakes p/n 96257 and mounting hardware)	
--	78630	WLDMT,AUS CW,LEFT GS-1530/1532 CE (under chassis above left rear wheel)		--	96257	BRAKE,HYDRAULIC***2 (use after 1st time replacement) (no seal kit available)	
--	78949	PLATE, AUS. CW, CORNER GS-1530/1532 (ladder counterweight)		17	4828	NUT,NYLOCK,3/8-16.....2	
1		Ref. Battery Chargers (refer to Figures 203.1, 203.2 or 203.3)		18	32645	SCREW,HHC,3/8-16 X 5 GRD 5 ZNC.....2	
2	39271	CHARGER MOUNT PLATE.....1		19	39657	CHANNEL,BRAKE RELEASE MNFLD MT.....1	
3	8914	SCREW,HHC,1/4-20 X .625.....4		20		Ref. Valve, Shutt.e.....1 (refer to Fig. 213.1)	
4	6091	NUT,NYLOCK,1/4-20.....8		21		Ref. Valve, hand Pump.....1 (refer to Fig. 213.1)	
5A	43956	WIRE CABLE,14/3 CON.TPE JKT*.....228-inches GS-1530 (2.08 mm2) (5.79 m)		22		Ref. Valve, Check, Pilot-operated....1 (refer to Fig. 213.1)	
5B	43956	WIRE CABLE,14/3 CON.TPE JKT*.....288-inches GS-1930 (2.08 mm2) (7.32 m)		23		Ref. Valve, Check, Pilot-operated....1 (Refer to Figure 213.1)	
6	6935	LOCKNUT,ELEC,1/2".....1		24	6090	SCREW,HHC,1/4-20 X .75.....2	
7	7056	CONN,SQUEEZE,1/2NPT .38-.50,SM.....1 (12.7 mm)		25	6356	WASHER,LOCK,.25.....2	
8		Ref. Electrical Plug, 110V AC.....1 (refer to Figures 203.1, 203.2 or 203.3)		26	6638	WASHER,FLAT,USS,1/4"Y.....2	
9		Ref. Fitting - Connector.....1 (refer to Figures 203.1, 203.2 or 203.3)		27	51346	BRACKET,PIGTAIL.....1	
10	44781	KEY,RECTANGULAR,.31X.28X1.25".2 (0.79 x 0.71 x 3.18 cm)		28	33681	SCREW,HHC,3/8-16 X .625.....1	
11	44780	NUT,CASTLE,1.125-18 UNEF.....2		29	6097	WASHER,FLAT,USS,3/8",Y.....2	
12	42079	PIN,COTTER,.156 X 2.5.....2		30	51288	IEC PIGTAIL ***1	
13	105122	WHEEL & TIRE ASSY,LP,12"***2 (non-marking)		31	10597	SCREW,HHC,1/2-13 X 1.25 GR5....4	
14	10598	SCREW,HHC,1/2-13 X 3.....8		32	6033	WASHER,LOCK,0.5".....4	
15	6198	NUT,NYLOCK,1/2-13.....8		33	44742	LADDER WELD W/DECALS GS30MINI.....1	
16A		BRAKE,AUSCO (66416).....2 Ausco (component no longer available) (refer to p/n 96416 for first time replacement)		34	96317	GROUND STRAP,12"LG***2 (30.5 cm)	
--	58243	STACK KIT*** (for p/n 66416 Ausco brake)		35	7713	NUT,LP NYLOCK,3/8-16.....2	
--	58286	KEY,WOODRUFF,AUSCO BRAKE*** (for p/n 66416 Ausco brake)		36	6175	SCREW,HHC,3/8-16 X 1.....2	
--	88000	SEAL KIT (66419, 66416, 74297) (for p/n 66416 Ausco brake)		37	56912	SPRING CLIP,1/4-20,.025-.15X.5....2	

207.1 Pothole Protection Assembly (to serial number 1999)

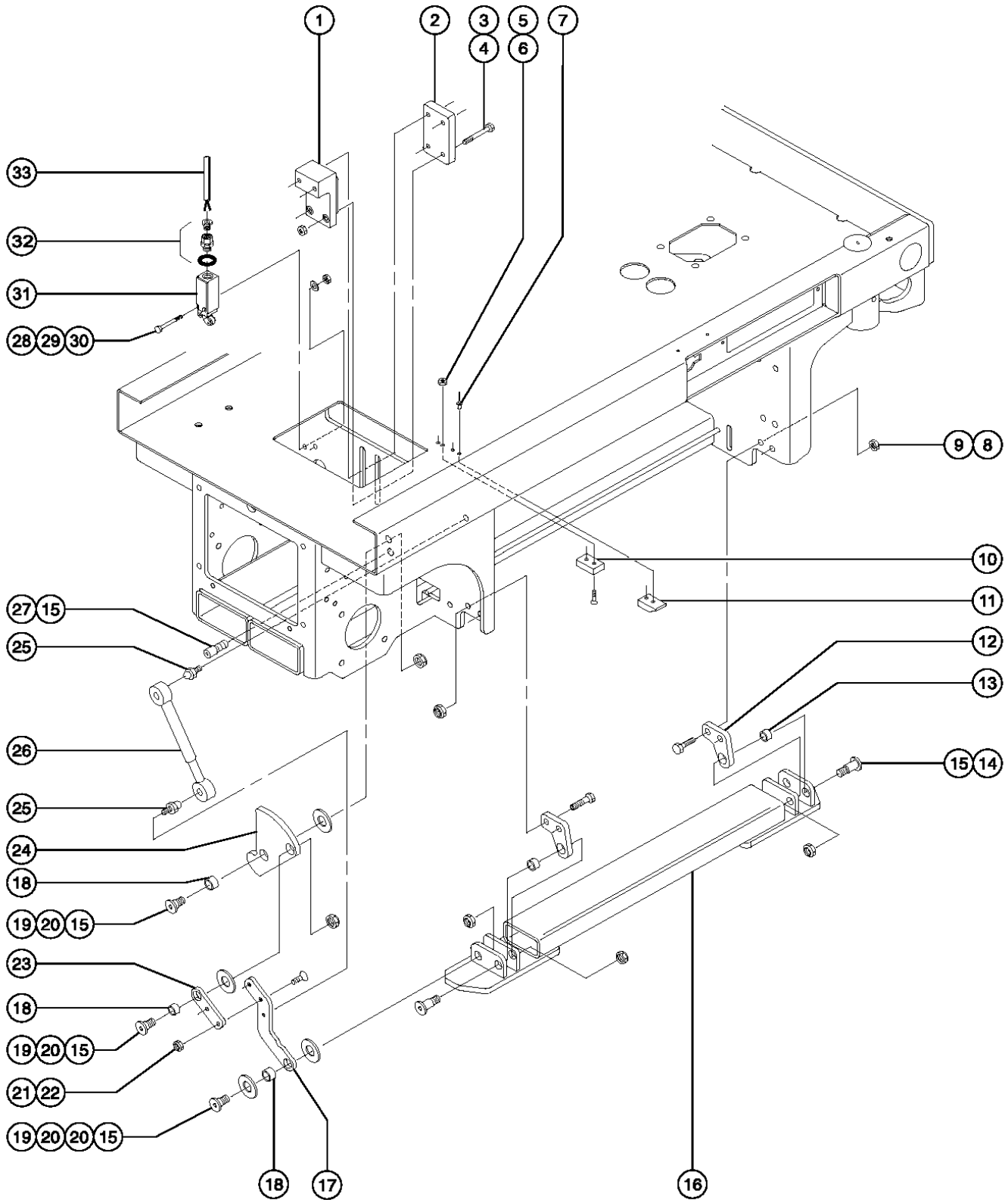


207.1 Pothole Protection Assembly (to serial number 1999)

Item	Part No.	Description	Qty.	Item	Part No.	Description	Qty.
1	47161	POTHOLE ACTUATOR,MAIN.....	1	25		Ref. Wire Harness.....	1
2	47162	POTHOLE ACTUATOR,BACK.....	1			(consult factory)	
--	47273	POTHOLE SLIDER bushing					
3	6637	SCREW,HHC,1/4-20 X 1.75.....	4				
4	6889	NUT,LP NYLOCK,1/4-20.....	4				
5	6086	NUT,LP NYLOCK,1/2-13.....	8				
6	39581	BEARING,0.75IDX1.00ODX0.50L.... (1.91 x 2.54 x 1.27 cm)	6				
7	44974	PLATE,POTHOLE PIVOT W/BEAR'G..... (includes item 6)	4				
8	10597	SCREW,HHC,1/2-13 X 1.25 GR5....	8				
9	71912	BOLT,SHOULDER,5/8-11 X 1.19 LT.....	4				
10	47130	POTHOLE WELDMENT,RIGHT..... (ground controls side) (shown)	1				
10A	47129	POTHOLE WELDMENT,LEFT..... (battery side)	1				
11	39244	SPACER,MODULE TRAY..... (0.765 x 1.75 x 0.125 inch) (1.94 x 4.45 x 0.318 cm)	12				
12	39580	BEARING,0.75IDX1.00ODX0.38L.... (1.91 x 2.54 x 0.97 cm)	4				
13	47191	SCREW,SHS,5/8-11 X 1.25.....	2				
14	44785	ARM-POTHOLE LINK W/BEARINGS..... (includes item 12)	2				
15	39906	BOLT,POTHOLE SHOULDER***.....	2				
16	10262	SNAP RING,EXTERNAL,.75 DIA....	2				
17	44784	ARM-POTHOLE CRANK W/BEARINGS..... (includes item 6)	2				
18	40265	BALL STUD,GAS STRUT (38593)***.....	4				
19	39542	GAS SHOCK,SCISSORS***.....	2				
20	39593	SCREW,RHM,8-32 X 1.75.....	4				
21	35461	WASHER,FLAT,MS,#8,Y.....	4				
22	18605	NUT,NYLOCK,8-32.....	4				
23	88356-126R3	SWITCH,LIMIT,W/RLR HEAD 180DG**..... (battery side) (shown)	2				
24	7056	CONN,SQUEEZE,1/2NPT .38-.50,SM..... (12.7 mm)	1				



207.2 Pothole Protection Assembly (from serial number 2000 to 35799)

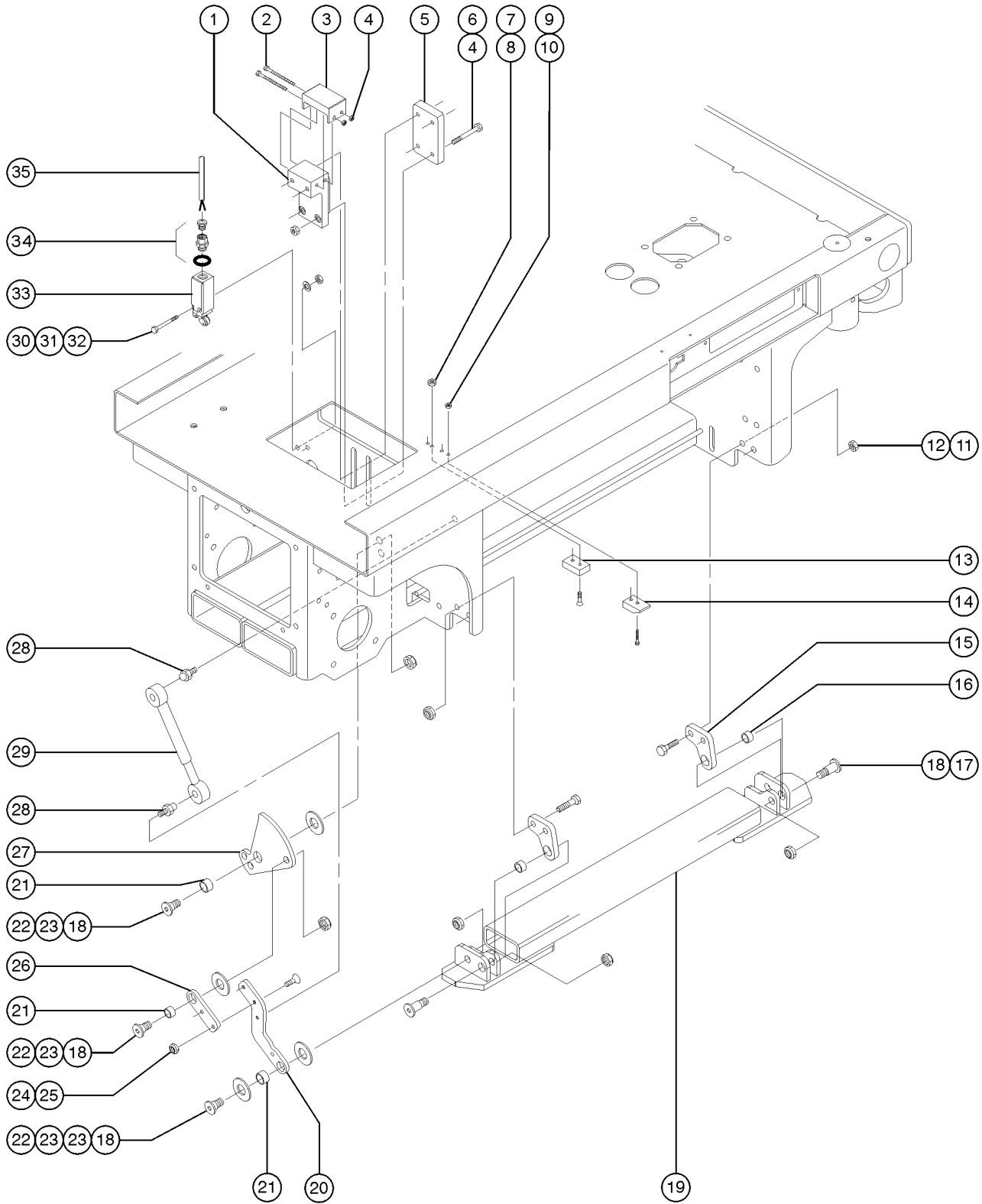


207.2 Pothole Protection Assembly (from serial number 2000 to 35799)

Item	Part No.	Description	Qty.	Item	Part No.	Description	Qty.
1	47161	POTHOLE ACTUATOR,MAIN.....	1	25	40265	BALL STUD,GAS STRUT (38593)***.....	4
2	47162	POTHOLE ACTUATOR,BACK.....	1	26	39542	GAS SHOCK,SCISSORS***.....	2
3	4266	SCREW,HHC,1/4-20 X 2.....	4	27	55983	PIN-THREADED SHLDR OFFS,5/8-11.....	1
4	6889	NUT,LP NYLOCK,1/4-20.....	4	28	51063	SCREW,PHILLIPS,RHM,10-32 X 1.5.....	4
5	6091	NUT,NYLOCK,1/4-20.....	4	29	6146	WASHER,FLAT,MS,#10,Y.....	4
6	40594	SCREW,FHS,1/4-20 X 1.25.....	4	30	6178	NUT,NYLOCK,10-32.....	4
7	41695	RIVET,STL,STL,.188 X .50.....	4	31	88356-126R3	SWITCH,LIMIT,W/RLR HEAD 180DG**.....	2
8	6086	NUT,LP NYLOCK,1/2-13.....	8			(battery side) (shown)	
9	10597	SCREW,HHC,1/2-13 X 1.25 GR5.....	8	32	7056	CONN,SQUEEZE,1/2NPT .38-.50,SM.....	1
10	47907	BLOCK,MODULE TRAY STOP.....	2			(12.7 mm)	
		(1.5 x 1 inch) (3.8 x 2.5 cm)		33		Ref. Wire Harness (consult factory).....	1
11	39317	STOP PLATFORM ROLLER.....	2			serial number specific	
		(1.63 x 1 inch) (4.14 x 2.5 cm)					
12	48324	PLATE,POTHOLE PIVOT W/BEARING.....	4				
		(includes item 13)					
13	39581	BEARING,0.75IDX1.00ODX0.50L....	4				
		(1.91 x 2.54 x 1.27 cm)					
14	71912	BOLT,SHOULDER,5/8-11 X 1.19 LT.....	4				
15	38028	NUT,LP NYLOCK,5/8-11.....	8				
16	47130	POTHOLE WELDMENT,RIGHT.....	1				
		(ground controls side) (shown)					
16A	47129	POTHOLE WELDMENT,LEFT.....	1				
		(battery pack side)					
17	48712	ARM-POTHOLE LINK LWR.W/BEARIN.....	1				
		(ground controls side, shown)					
		(includes Item 18)					
17A	48711	ARM-POTHOLE LINK LWR.W/BEARIN.....	1				
		(battery pack side) (includes Item 18)					
18	39580	BEARING,0.75IDX1.00ODX0.38L....	6				
		(1.91 x 2.54 x 0.97 cm)					
19	47255	BOLT,SHORT SHOULDER.....	6				
20	47520	WASHER,THRUST .75 X 1.25 X .06.....	12				
21	4828	NUT,NYLOCK,3/8-16.....	4				
22	35463	SCREW,FHS,3/8-16 X 1.5.....	4				
23	48710	ARM-POTHOLE LINK UPR.W/BEARIN.....	2				
		(includes Item 18)					
24	48713	ARM-POTHOLE CRANK W/BEARINGS.....	2				
		(includes Item 18)					



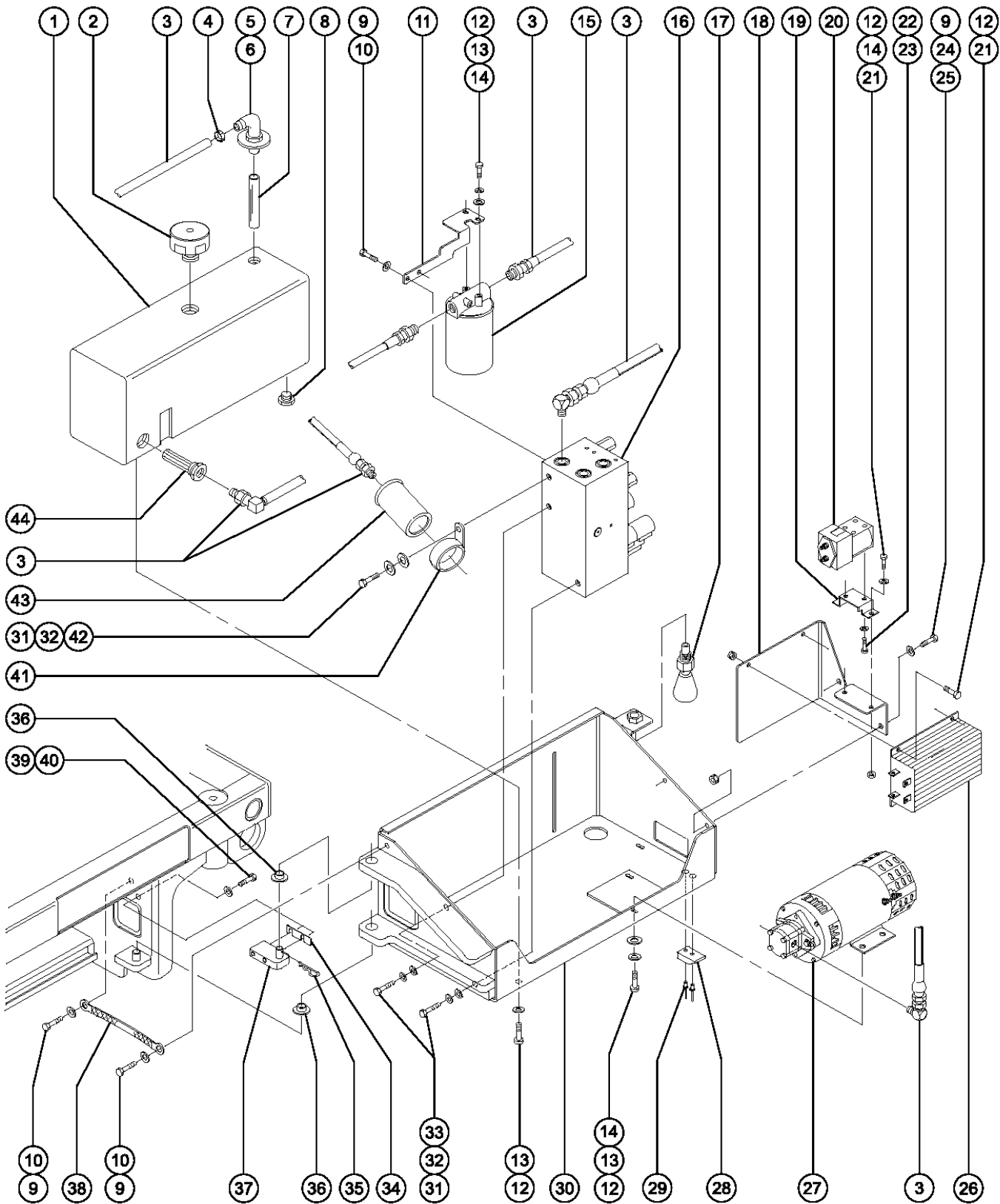
207.3 Pothole Protection Assembly (from serial number 35800)



207.3 Pothole Protection Assembly (from serial number 35800)

Item	Part No.	Description	Qty.	Item	Part No.	Description	Qty.
1	47161	POTHOLE ACTUATOR,MAIN.....	1	24	4828	NUT,NYLOCK,3/8-16.....	4
1A	78304	NIKKEN POTHOLE ACTUATOR..... <i>(Nikken models only) (shown)</i>	1	25	35463	SCREW,FHS,3/8-16 X 1.5.....	4
2	6115	SCREW,HHC,1/4-20 X 3.5 <i>(Nikken models only)</i>		26	48710	ARM-POTHOLE LINK UPR.W/BEARIN.....	2 <i>(includes item 19)</i>
3	78315	POTHOLE ACTUATOR SPACER <i>(Nikken models only)</i>		27	48713	ARM-POTHOLE CRANK W/BEARINGS.....	2 <i>(includes item 19)</i>
4	6889	NUT,LP NYLOCK,1/4-20.....	6	28	40265	BALL STUD,GAS STRUT (38593)***.....	4
5	47162	POTHOLE ACTUATOR,BACK.....	1	29	39542	GAS SHOCK,SCISSORS***.....	2
6	4266	SCREW,HHC,1/4-20 X 2.....	4	30	51063	SCREW,PHILLIPS,RHM,10-32 X 1.5.....	4
7	6091	NUT,NYLOCK,1/4-20.....	4	31	6146	WASHER,FLAT,MS,#10,Y.....	4
8	40594	SCREW,FHS,1/4-20 X 1.25.....	4	32	6178	NUT,NYLOCK,10-32.....	4
9	18605	NUT,NYLOCK,8-32.....	4	33A	88356-126R3	SWITCH,LIMIT,W/RLR HEAD 180DG**.....	2 <i>(to SN 36365) (battery side) (shown)</i>
10	41695	RIVET,STL,STL,.188 X .50.....	4	34	7056	CONN,SQUEEZE,1/2NPT .38-.50,SM.....	1 <i>(12.7 mm)</i>
11	6086	NUT,LP NYLOCK,1/2-13.....	8	35		Ref. Wire Harness.....	1 <i>(consult factory)</i>
12	10597	SCREW,HHC,1/2-13 X 1.25 GR5.....	8				
13	47907	BLOCK,MODULE TRAY STOP..... <i>(1.5 x 1 inch) (3.8 x 2.5 cm)</i>	2				
14	39317	STOP PLATFORM ROLLER..... <i>(1.63 x 1 inch) (4.14 x 2.5 cm)</i>	2				
15	48324	PLATE,POTHOLE PIVOT W/BEARING.....	4 <i>(includes item 14)</i>				
16	39581	BEARING,0.75IDX1.00ODX0.50L.... <i>(0.75 x 1 x 0.5 inch) (1.91 x 2.54 x 1.27 cm)</i>	4				
17	71912	BOLT,SHOULDER,5/8-11 X 1.19 LT.....	4				
18	38028	NUT,LP NYLOCK,5/8-11.....	7				
19	47130	POTHOLE WELDMENT,RIGHT..... <i>(ground controls side) (shown)</i>	1				
19A	47129	POTHOLE WELDMENT,LEFT..... <i>(battery pack side)</i>	1				
20	48712	ARM-POTHOLE LINK LWR.W/BEARIN.....	1 <i>(ground controls side) (shown) (includes item 19)</i>				
20A	48711	ARM-POTHOLE LINK LWR.W/BEARIN.....	1 <i>(battery pack side) (includes 19)</i>				
21	39580	BEARING,0.75IDX1.00ODX0.38L.... <i>(1.91 x 2.54 x 0.97 cm)</i>	6				
22	47255	BOLT,SHORT SHOULDER.....	6				
23	47520	WASHER,THRUST .75 X 1.25 X .06.....	12				

208.1 Power Unit Module (to serial number 1999)

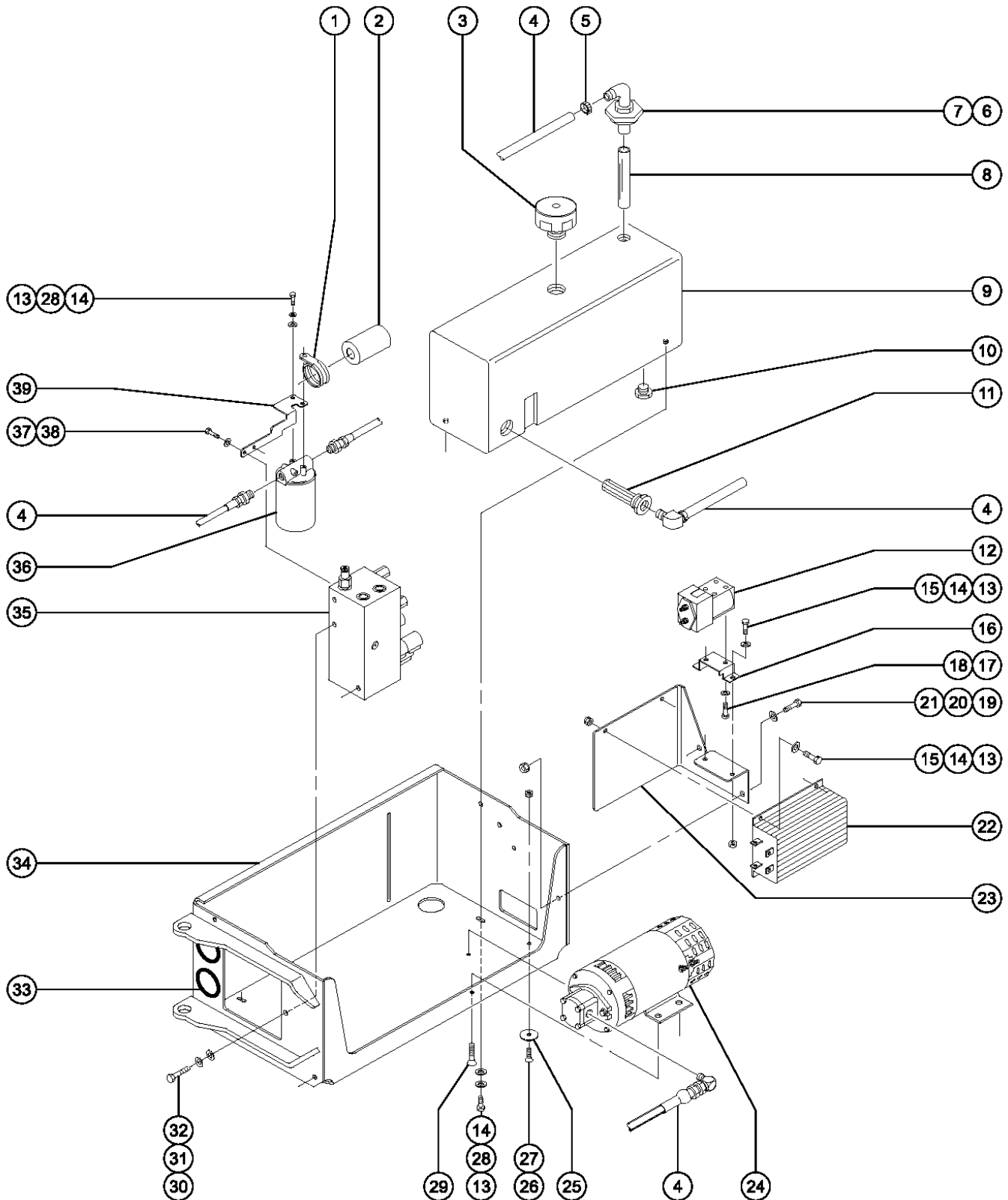


208.1 Power Unit Module (to serial number 1999)

Item	Part No.	Description	Qty.	Item	Part No.	Description	Qty.
--	65736	KIT,5 GALLON HYDRAULIC TANK <i>includes breather cap, tank, filler cap, fittings, and strainer</i>		25	6782	NUT,NYLOCK,5/16-18.....	2
1	40832	TANK ONLY,HYDRAULIC GS30/32***.....	1 (19 liters)	26A	218236	CONTROLLER,MOTOR.....	1 (for machines that have had a contactor kit previously installed)
2	42019	TANK BREATHER,NYLON **.....	1	26B	219498	KIT,CONTACTOR,GS,ALT W MTR CTR.....	1 (for machines to GS3004-62710 that have not had a contactor kit previously installed)
3		Ref. Hydraulic Hoses and Fittings.....	1 (refer to Figure 213.1)	26C	219556	KIT,CONTACTOR,GS,ALT,W INV,CTR.....	1 (for machines with inverter option to GS3004-62710 that have not had a contactor kit previously installed)
4	42280	CLAMP,HOSE,.50.....	1 (1.3 cm)	27		Ref. Hydraulic Power Unit.....	1 (refer to figure 210.1)
5	39225	ELBOW,90ø,.5 MPT X.5BRB PLST.....	1	28	39474	WEAR PAD,PLATFORM.....	1 (2 x 1 x 0.25 inch) (5.1 x 2.5 x 0.64 cm)
6	39223	BULKHEAD FITTING,PLASTIC X 8**.....	1	29	39579	RIVET,STL,STL,.188 X .45.....	2
7	39226	NIPPLE,PLASTIC .5 NPT X 6".....	1 (15.2 cm)	30	44739	PWR.UNIT MODULE ASY.W/DECALS.....	1 (includes items 28, 29 and 41)
8	39227	PLUG,HEX HEAD-8 PLASTIC.....	1	31	6175	SCREW,HHC,3/8-16 X 1.....	3
9	10107	SCREW,HHC,5/16-18 X .75.....	6	32	6021	WASHER,LOCK,.375.....	3
10	6886	WASHER,LOCK,.313.....	4	33	6700	WASHER,STAR,EXTERNAL,.375....	2
11	39438P	BRACKET,FILTER MOUNT.....	1	34	39447	SPACER,MODULE,.06 THK.....	1 Quantity listed for this item is approximate. Actual quantity may vary to ensure proper fit.
12	8914	SCREW,HHC,1/4-20 X .625.....	10	35	5135	CLIP,HAIR PIN .094 X 2.5.....	2
13	6356	WASHER,LOCK,.25.....	6	36	47548	BEARING,FL,0.75ID X 1 OD X .49.....	2 (0.75 x 1 x 0.38 inch) (1.91 x 2.54 x 0.97 cm)
14	6638	WASHER,FLAT,USS,1/4"Y.....	6	37	39298	HINGE WELDMENT,TOP RH.....	1
15	78622	FILTER ASSY,SAE8,10 MIC,PAPR**.....	1	38	39532	GROUND STRAP.....	1
--	44207	FILTER ELEMENT,BETA(10)=200 <i>(fiberglass, optional)</i>		39	10597	SCREW,HHC,1/2-13 X 1.25 GR5....	2
--	44788	FILTER ELEMENT,10MICRON,PAPER*.....	1 (paper, standard)	40	6033	WASHER,LOCK,0.5".....	2
16		Ref. Function Manifold.....	1 (refer to figure 212.1)	41	39518	CLAMP,2.00,#32 X 3/8,RUB CUSH.....	1 (5.1 cm)
17		Ref. Lock Pin Assembly.....	1 (refer to figure 209.1)	42	6097	WASHER,FLAT,USS,3/8",Y.....	1
18	39301	BRACKET,CONTROLLER MOUNT.....	1	43	78585	KIT,ACCUM 180 PSI PRECHARGE***.....	1
19	19815	BRACKET, RELAY MOUNTING.....	1	44	55616	STRAINER ASSEMBLY.....	1
20	74266	CONTACTOR,LIFT PUMP 24V 180A.....	1 74267 for drive contactor				
21	6091	NUT,NYLOCK,1/4-20.....	4				
22	19871	SCREW,HHC,M5 X 6.....	2				
23	19872	WASHER,LOCK,M5,PLTD.....	2				
24	5397	WASHER,FLAT,USS,5/16",Y.....	2				



208.2 Power Unit Module (from serial number 2000 to 16988)

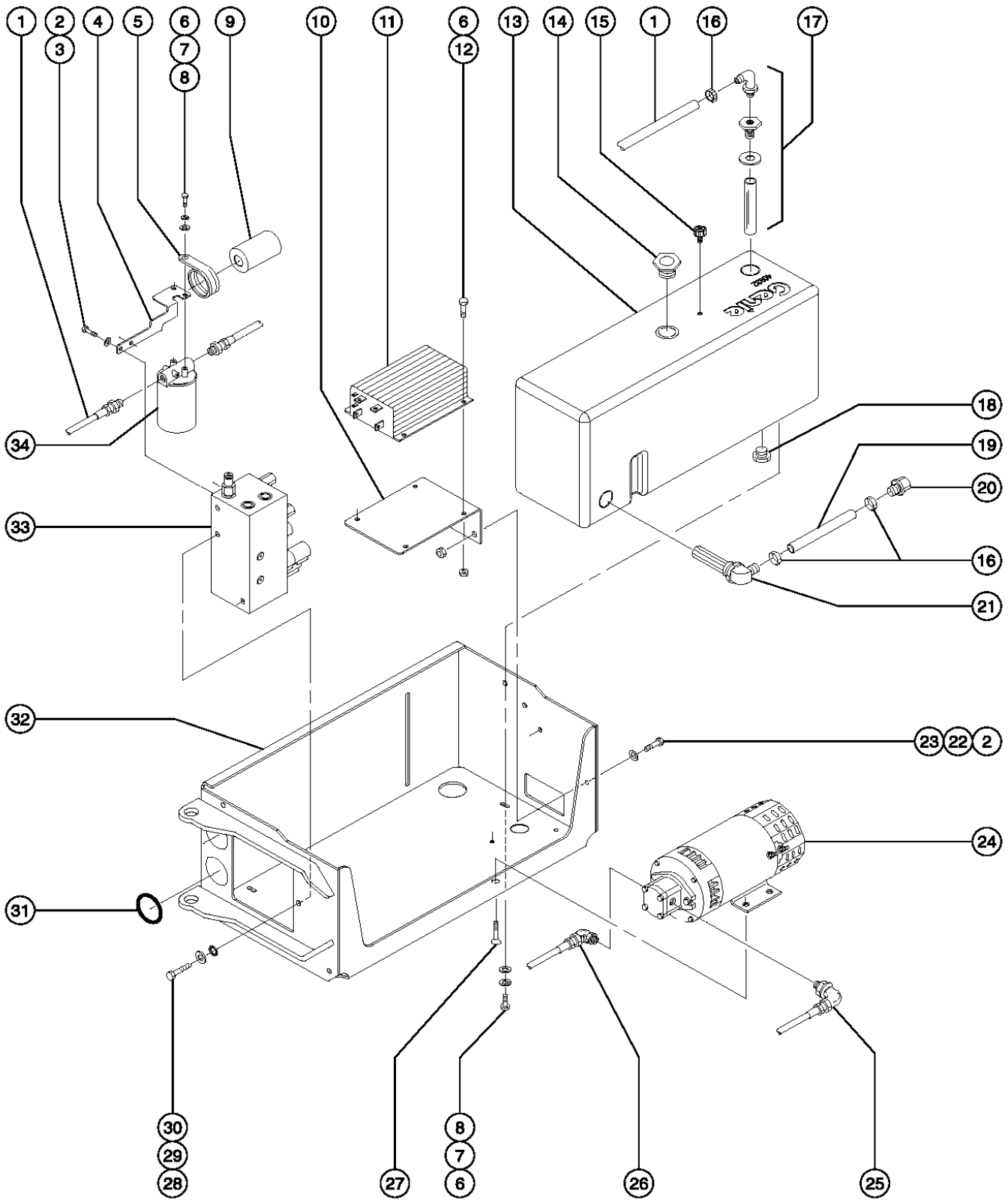


208.2 Power Unit Module (from serial number 2000 to 16988)

Item	Part No.	Description	Qty.	Item	Part No.	Description	Qty.
1	39518	CLAMP,2.00,#32 X 3/8,RUB CUSH.....1 (5.1 cm)	1	22C	219556	KIT,CONTACTOR,GS,ALT,W INV,CTR.....1 (for machines with inverter option to GS3004-62710 that have not had a contactor kit previously installed)	1
2	78585	KIT,ACCUM 180 PSI PRECHARGE***.....1 (includes item 9)	1	23	39301P	BRACKET,CNTRLLER MOUNT,PAINTED.....1	1
3	42019	TANK BREATHER,NYLON **.....1	1	24		Ref. Hydraulic Power Unit.....1 (refer to Figure 210.1)	1
4		Ref. Hydraulic Hoses and Fittings.....1 (refer to Figure 213.1)	1	25	47793	BUMPER, MODULE TRAY.....1 (0.266 I.D. x 1.25 O.D. x 0.25 inch) (0.676 x 3.18 x 0.64 cm)	1
5	42280	CLAMP,HOSE,.50.....1 (1.3 cm)	1	26	19284	SCREW,FHS,1/4-20 X .63.....1	1
6	39225	ELBOW,90ø,.5 MPT X.5BRB PLST.....1	1	27	6889	NUT,LP NYLOCK,1/4-20.....1	1
7	39223	BULKHEAD FITTING,PLASTIC X 8**.....1	1	28	6356	WASHER,LOCK,.25.....3	3
8	39226	NIPPLE,PLASTIC .5 NPT X 6".....1	1	29	47522	SCREW,FHS,1/4-20 X .25 NYLOCK.....2	2
9	65736	KIT,5 GALLON HYDRAULIC TANK***.....1	1	30	8255	SCREW,HHC,3/8-16 X .75.....2	2
--	40832	TANK ONLY,HYDRAULIC GS30/32***		31	6021	WASHER,LOCK,.375.....2	2
10	39227	PLUG,HEX HEAD-8 PLASTIC.....1	1	32	6700	WASHER,STAR,EXTERNAL,.375....2	2
11	55616	STRAINER ASSEMBLY.....1	1	33	47232	GROMMET,RUBBER 2 X 2.75.....2 (8.08 x 6.99 cm)	2
12	74266	CONTACTOR,LIFT PUMP 24V 180A.....1	1	34	48709	PWR UNIT MOD ASSY GS30.....1 (includes items 25-27 and 33)	1
--	22264	CONTACT,MOVEABLE,19550 RELAY.....1	1	35		Ref. Function Manifold.....1 (refer to 212.1 or 212.2)	1
--	22265	CONTACT,STATIONRY,19550 RELAY.....1	1	36	78622	FILTER ASSY,SAE8,10 MIC,PAPR**.....1	1
--	23845	SPRING,RETURN.....1	1	--	44207	FILTER ELEMENT,BETA(10)=200.....1 (fiberglass, optional)	1
13	8914	SCREW,HHC,1/4-20 X .625.....7	7	--	44788	FILTER ELEMENT,10MICRON,PAPER*.....1 (paper, standard)	1
14	6638	WASHER,FLAT,USS,1/4"Y.....7	7	37	10107	SCREW,HHC,5/16-18 X .75.....2	2
15	6091	NUT,NYLOCK,1/4-20.....4	4	38	6886	WASHER,LOCK,.313.....2	2
16	19815	BRACKET, RELAY MOUNTING.....1	1	39	39438P	BRACKET,FILTER MOUNT.....1	1
17	19871	SCREW,HHC,M5 X 6.....2	2				
18	19872	WASHER,LOCK,M5,PLTD.....2	2				
19	13002	SCREW,HHC,5/16-18 X 1 GR5.....2	2				
20	5397	WASHER,FLAT,USS,5/16",Y.....2	2				
21	6782	NUT,NYLOCK,5/16-18.....2	2				
22A	218236	CONTROLLER,MOTOR.....1 (for machines that have had a contactor kit previously installed)	1				
22B	219498	KIT,CONTACTOR,GS,ALT W MTR CTR.....1 (for machines to GS3004-62710 that have not had a contactor kit previously installed)	1				



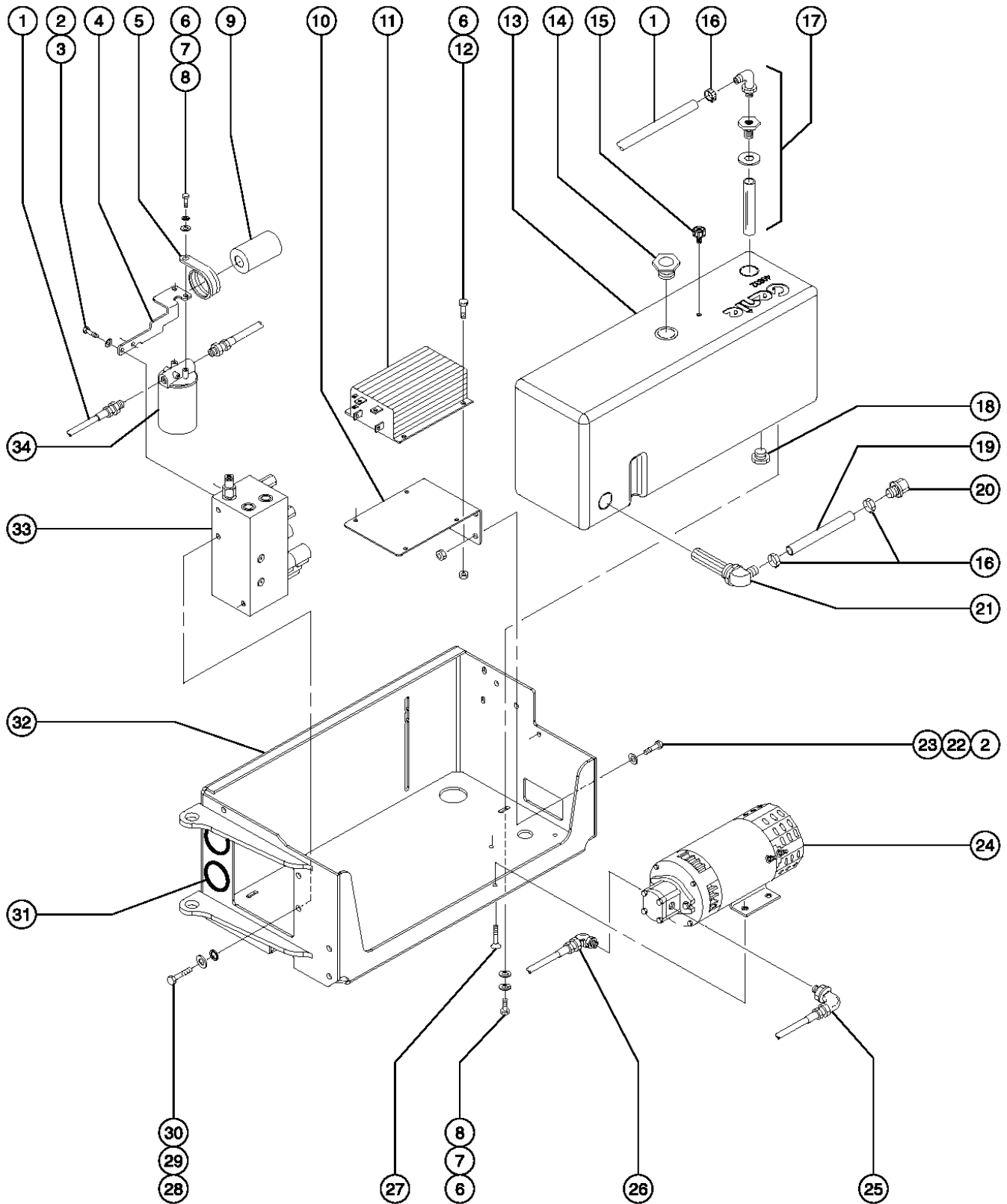
208.3 Power Unit Module (from serial number 16989 to 35799)



208.3 Power Unit Module (from serial number 16989 to 35799)

Item	Part No.	Description	Qty.	Item	Part No.	Description	Qty.
1		Ref. Hydraulic Hoses and Fittings <i>(refer to Figure 213.1)</i>		20	39895	HOSE END,BARBED,SWIV,JIC,10-12.....	1
2	10107	SCREW,HHC,5/16-18 X .75.....	4	21	55616	STRAINER ASSEMBLY.....	1
3	6886	WASHER,LOCK,.313.....	2	22	5397	WASHER,FLAT,USS,5/16",Y.....	2
4	39438P	BRACKET,FILTER MOUNT.....	1	23	6782	NUT,NYLOCK,5/16-18.....	2
5	32339	CLAMP,1.75,#28 X 3/8,RUB CUSH*.....	1	24		Ref. Hydraulic Power Unit..... <i>(refer to Figure 210.1)</i>	2
6	8914	SCREW,HHC,1/4-20 X .625.....	10	25		Ref. Fitting - Connector..... <i>(refer to Figure 213.1)</i>	2
7	6356	WASHER,LOCK,.25.....	4	26		Ref. Fitting - Connector..... <i>(refer to Figure 213.1)</i>	2
8	6638	WASHER,FLAT,USS,1/4"Y.....	4	27	47522	SCREW,FHS,1/4-20 X .25 NYLOCK.....	2
9	78585	KIT,ACCUM 180 PSI PRECHARGE***.....	1	28	6175	SCREW,HHC,3/8-16 X 1.....	2
10	55789	BRACKET, CONTROLLER MOUNT.....	1	29	6097	WASHER,FLAT,USS,3/8",Y.....	2
11A	218236	CONTROLLER,MOTOR..... <i>(for machines that have had a contactor kit previously installed)</i>	1	30	6700	WASHER,STAR,EXTERNAL,.375....	2
11B	219498	KIT,CONTACTOR,GS,ALT W MTR CTR..... <i>(for machines to GS3004-62710 that have not had a contactor kit previously installed)</i>	1	31	47232	GROMMET,RUBBER 2 X 2.75..... <i>(8.08 x 6.99 cm)</i>	2
11C	219556	KIT,CONTACTOR,GS,ALT,W INV,CTR..... <i>(for machines with inverter option to GS3004-62710 that have not had a contactor kit previously installed)</i>	1	32	48709	PWR UNIT MOD ASSY GS30..... <i>(includes item 31)</i>	1
12	6091	NUT,NYLOCK,1/4-20.....	4	33		Ref. Function Manifold..... <i>(refer to 212.2)</i>	1
13	65736	KIT,5 GALLON HYDRAULIC TANK***..... <i>(18.9 liters) (includes items 14-15, 17-18 and 21)</i>	1	34	78622	FILTER ASSY,SAE8,10 MIC,PAPR**.....	1
--	40832	TANK ONLY,HYDRAULIC GS30/32*** <i>(includes item 21)</i>		--	44207	FILTER ELEMENT,BETA(10)=200..... <i>(fiberglass, optional)</i>	1
14	66204	FILLER CAP(PLUG 1-1/2" NPT HEX.....	1	--	44788	FILTER ELEMENT,10MICRON,PAPER*..... <i>(paper, standard)</i>	1
15	78546	BREATHER CAP,HYD. TANK,1/4 NPT.....	1				
16	19273	CLAMP,HOSE,.75 **.....	3				
17	65318	FITTING KIT-HYDRAULIC TANK....	3				
18	39227	PLUG,HEX HEAD-8 PLASTIC.....	1				
19		Ref. Hose - Hydraulic..... <i>(refer to Figure 213.1)</i>	1				

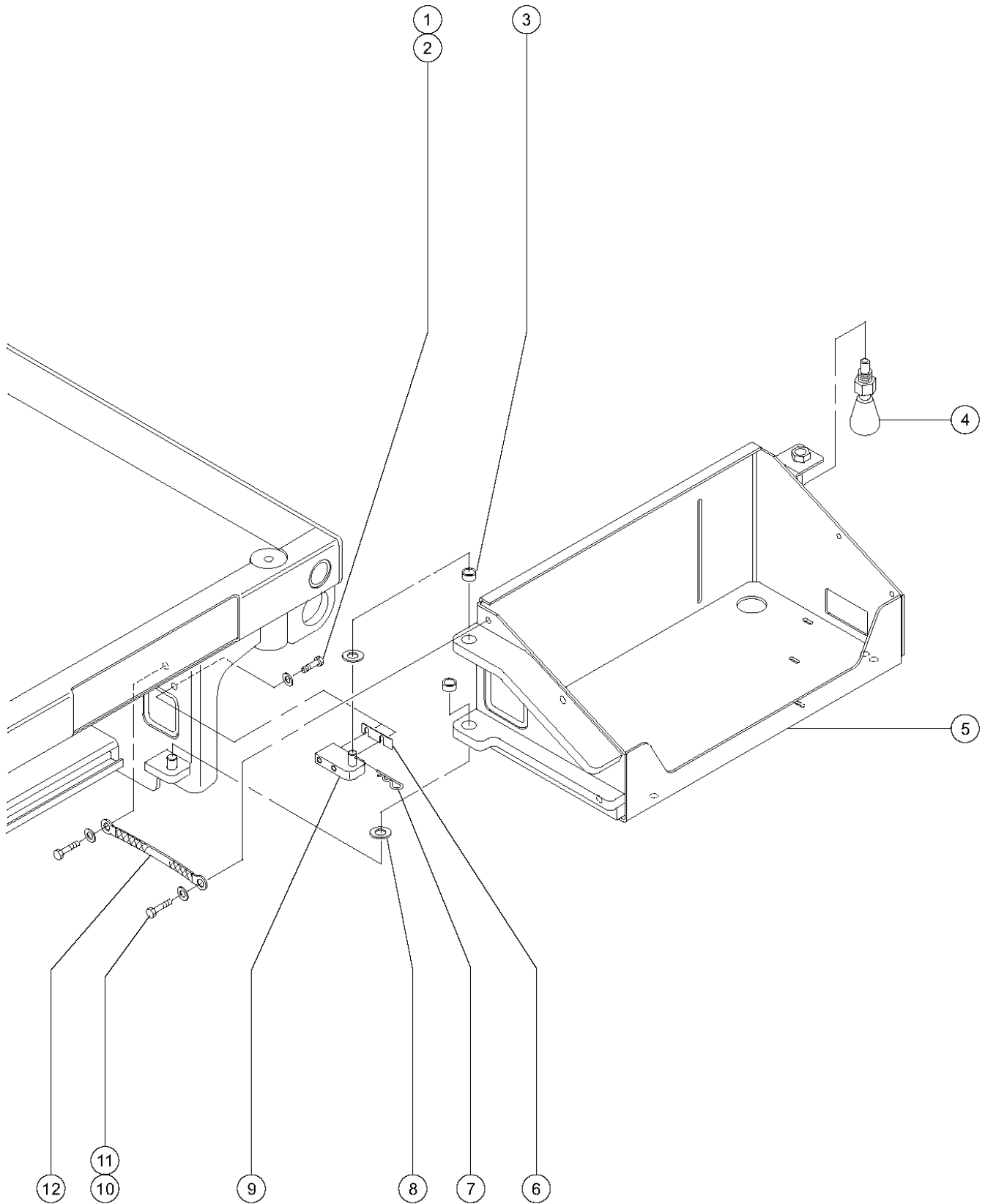
208.4 Power Unit Module (from serial number 35800)



208.4 Power Unit Module (from serial number 35800)

Item	Part No.	Description	Qty.	Item	Part No.	Description	Qty.
1		Ref. Hydraulic Hoses and Fittings <i>(refer to Figure 214.1 or 214.2)</i>		14	66204	FILLER CAP(PLUG 1-1/2" NPT HEX.....	1
2	10107	SCREW,HHC,5/16-18 X .75.....	4	15	78546	BREATHER CAP,HYD. TANK,1/4 NPT.....	1
3	6886	WASHER,LOCK,.313.....	2	16	19273	CLAMP,HOSE,.75 **.....	3
4	55941	BRACKET, FILTER MOUNT GS32&46.....	1	17	65318	FITTING KIT-HYDRAULIC TANK.....	1
5	32339	CLAMP,1.75,#28 X 3/8,RUB CUSH*.....	1	--	39223	BULKHEAD FITTING,PLASTIC X 8**.....	1
5A	39518	CLAMP,2.00,#32 X 3/8,RUB CUSH.....	1	--	39225	ELBOW,90ø,.5 MPT X.5BRB PLST.....	1
6	8914	SCREW,HHC,1/4-20 X .625.....	10	--	39226	NIPPLE,PLASTIC .5 NPT X 6".....	1
7	6356	WASHER,LOCK,.25.....	4	18	39227	PLUG,HEX HEAD-8 PLASTIC.....	1
8	6638	WASHER,FLAT,USS,1/4"Y.....	4	19	39889	HOSE,3/4,LOW PRESSURE,801-12.....	6-inches (15.3 cm)
9	78585	KIT,ACCUM 180 PSI PRECHARGE***.....	1	20	39895	HOSE END,BARBED,SWIV,JIC,10-12.....	1
9A	78422	ACCUMULATOR,180 PSI PRECHARGE*.....	1	21	55616	STRAINER ASSEMBLY.....	1
10	55789	BRACKET, CONTROLLER MOUNT.....	1	22	5397	WASHER,FLAT,USS,5/16",Y.....	2
10A	78136	FORMING,MOTOR CONTROLLER.....	1	23	6782	NUT,NYLOCK,5/16-18.....	2
11A	218236	CONTROLLER,MOTOR.....	1	24		Ref. Hydraulic Power Unit.....	2
11B	219498	KIT,CONTACTOR,GS,ALT W MTR CTR.....	1	25		Ref. Fitting - Connector.....	2
11C	219556	KIT,CONTACTOR,GS,ALT,W INV,CTR.....	1	26		Ref. Fitting - Connector.....	2
12	6091	NUT,NYLOCK,1/4-20.....	4	27	47522	SCREW,FHS,1/4-20 X .25 NYLOCK.....	2
13	65736	KIT,5 GALLON HYDRAULIC TANK***.....	1	28	6175	SCREW,HHC,3/8-16 X 1.....	2
--	40832	TANK ONLY,HYDRAULIC GS30/32*** <i>(includes item 21)</i>		29	6097	WASHER,FLAT,USS,3/8",Y.....	2
				30	6700	WASHER,STAR,EXTERNAL,.375....	2
				31	47232	GROMMET,RUBBER 2 X 2.75.....	2
				32	48709	PWR UNIT MOD ASSY GS30.....	1
				33		Ref. Function Manifold.....	1
				34	78622	FILTER ASSY,SAE8,10 MIC,PAPR**.....	1
				--	44207	FILTER ELEMENT,BETA(10)=200.....	1
				--	44788	FILTER ELEMENT,10MICRON,PAPER*.....	1

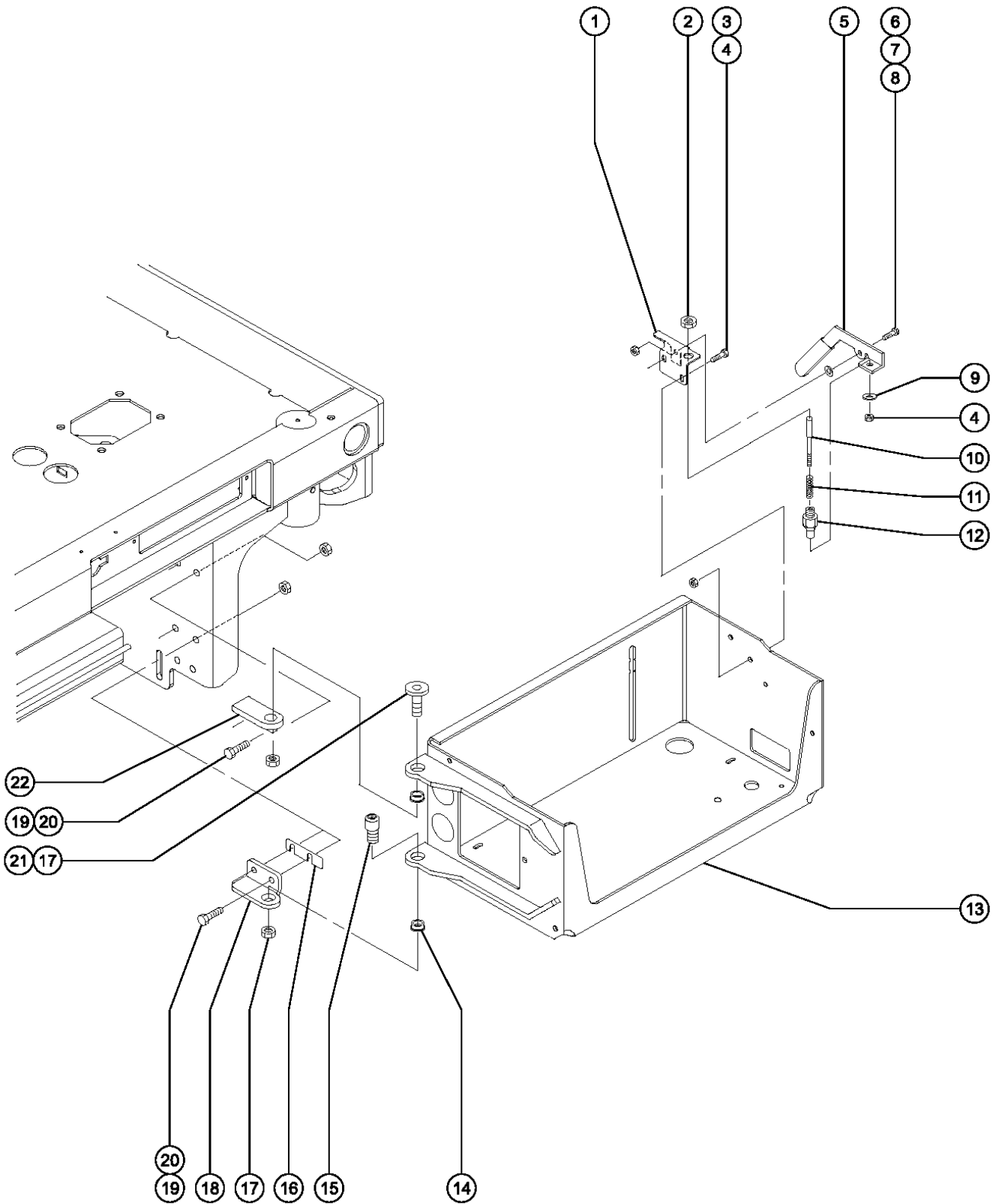
209.1 Power Unit Module Installation (to serial number 1999)



209.1 Power Unit Module Installation (to serial number 1999)

Item	Part No.	Description	Qty.
1	10597	SCREW,HHC,1/2-13 X 1.25 GR5.....	4
2	6033	WASHER,LOCK,0.5".....	2
3	36369	BEARING,0.75IDX1.00ODX0.75L....	2
4	44160	LOCK PIN ASSY,3.00".....	1
--	39469	SPRING,COMPRESSION.485 X1.75**.....	1
--	39470	PIN, LOCK.....	1
--	40835	KNOB,OVAL TAPERED.....	1
--	41630	HOUSING,LOCK PIN.....	1
5		Ref. Power Unit Module Tray Assembly..... <i>(refer to Figures 208.2 or 208.3)</i>	1
6	39447	SPACER,MODULE,.06 THK..... <i>(1.524 mm) (quantity listed for this item is approximate)</i>	1
7	5135	CLIP,HAIR PIN .094 X 2.5..... <i>(0.239 x 6.35 cm)</i>	2
8	39244	SPACER,MODULE TRAY..... <i>(0.765 I.D. x 1.75 O.D. x 0.125 inch) (1.94 x 4.45 x 0.318 cm)</i>	2
9	39298P	HINGE WELDMENT, TOP RH,PAINTED.....	1
10	6886	WASHER,LOCK,.313.....	4
11	10107	SCREW,HHC,5/16-18 X .75.....	4
12	39532	GROUND STRAP.....	1

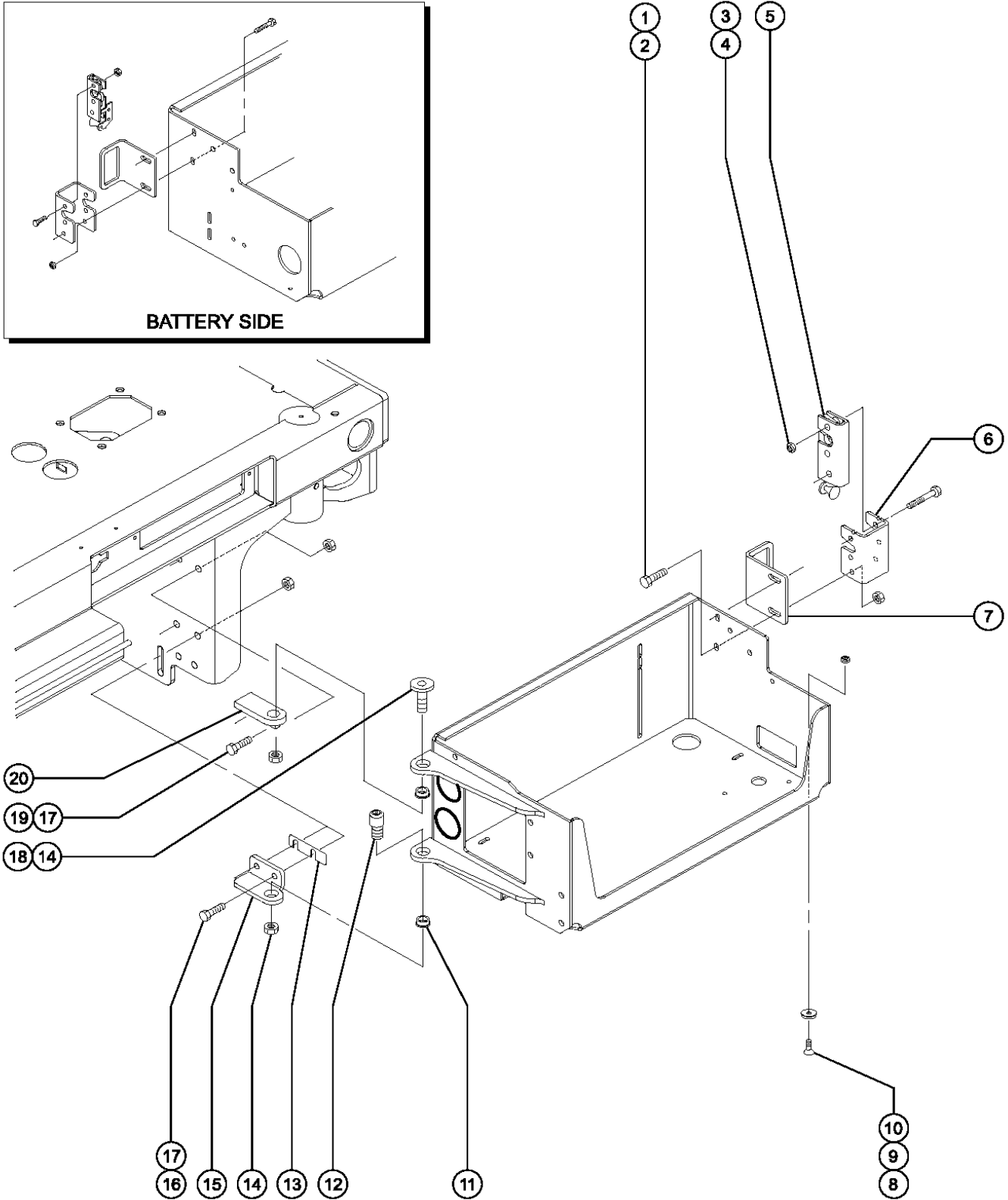
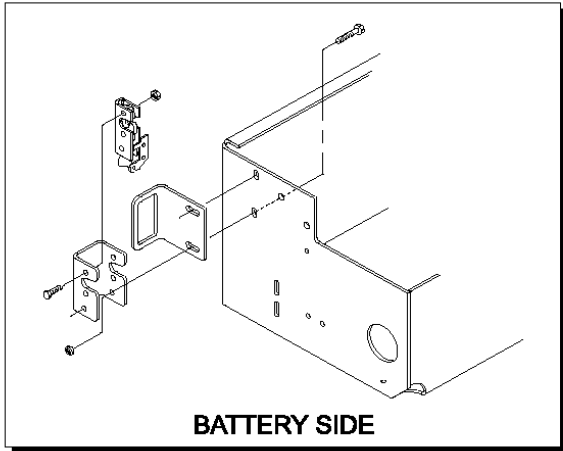
209.2 Power Unit Module Installation (from serial number 2000 to 35799)



209.2 Power Unit Module Installation (from serial number 2000 to 35799)

Item	Part No.	Description	Qty.
1	47331	BRACKET,LOCK PIN,RIGHT.....1 <i>(ground controls side)</i>	1
2	8538	NUT,LP NYLOCK,3/4-10.....1	1
3	33681	SCREW,HHC,3/8-16 X .625.....2	2
4	7713	NUT,LP NYLOCK,3/8-16.....3	3
5	46348	HANDLE-LOCK,PWR MOD.RIGHT SIDE.....1 <i>(ground controls side)</i>	1
--	44733	HANDLE COVER,PLASTIC.....1	1
6	47227	SCREW,SHS,5/16-18 X .25.....1	1
7	47228	WASHER,NYLON,.406 X.750 X.032.....1	1
8	6782	NUT,NYLOCK,5/16-18.....1	1
9	6097	WASHER,FLAT,USS,3/8",Y.....1	1
10	39470	PIN, LOCK.....1	1
--	47332	HANDLE,LOCK PIN,RT.....1	1
11	39469	SPRING,COMPRESSION.485 X1.75**.....1	1
12	41630	HOUSING,LOCK PIN.....1	1
13		Ref. Power Unit Module Tray Assembly.....1 <i>(refer to Figures 208.2 or 208.3)</i>	1
14	47548	BEARING,FL,0.75ID X 1 OD X .49.....2 <i>(0.75 x 1 x 0.38 inch) (1.91 x 2.54 x 0.97 cm)</i>	2
15	55983	PIN-THREADED SHLDR OFFS,5/8-11.....1	1
16	47342	SPACER,MODULE TRAY,.030 THK.....2 <i>(0.762 mm) (quantity listed for this item is approximate. Actual quantity may vary to ensure proper fit)</i>	2
17	38028	NUT,LP NYLOCK,5/8-11.....2	2
18	47324	BRACKET,BOX HINGE,LH-UP/RH-LO.....1	1
19	10597	SCREW,HHC,1/2-13 X 1.25 GR5.....4	4
20	6086	NUT,LP NYLOCK,1/2-13.....4	4
21	47255	BOLT,SHORT SHOULDER.....1	1
22	47323	BRACKET,BOX HINGE,RH-UP/LH-LO.....1	1

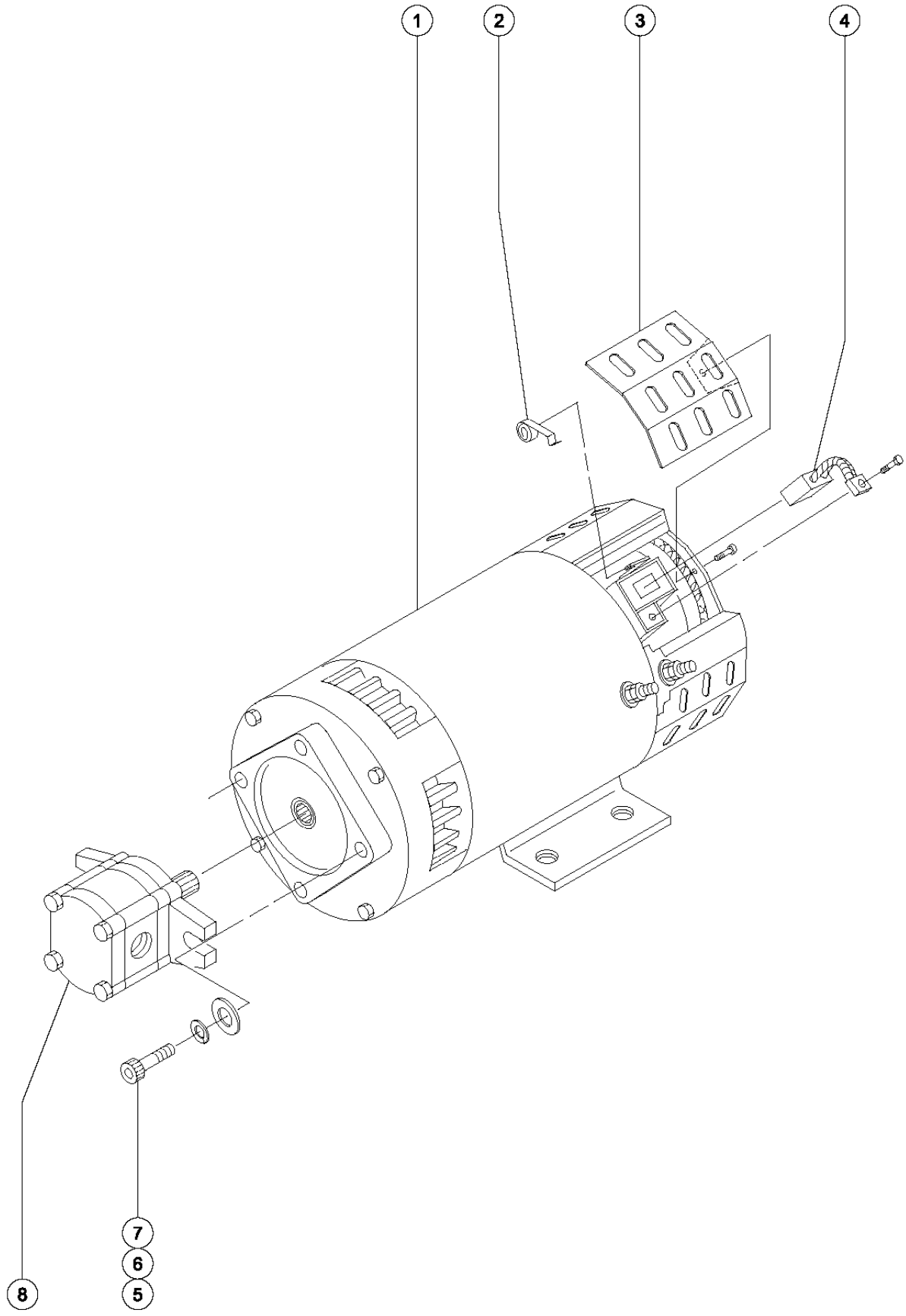
209.3 Power Unit Module Installation (from serial number 35800)



209.3 Power Unit Module Installation (from serial number 35800)

Item	Part No.	Description	Qty.	Item	Part No.	Description	Qty.
--		Ref. U-Bolt Assembly, Handle Catch <i>(refer to Figure 201.4)</i>		20	47323	BRACKET,BOX HINGE,RH-UP/LH-LO.....	1
--	65968	HANDLE-ROTATOR LATCH ASSY RS <i>(ground controls side) (includes items 1-7)</i>					
1	13002	SCREW,HHC,5/16-18 X 1 GR5.....	2				
2	6782	NUT,NYLOCK,5/16-18.....	1				
3	6002	NUT,LP NYLOCK,5/16-18.....	2				
4	13000	SCREW,HHC,5/16-18 X 1.25.....	2				
5	66901	LATCH,ROTARY,W/KNOB,RIGHT.... <i>(ground controls side)</i>	1				
5A	66900	LATCH,ROTARY, W/KNOB, LEFT..... <i>(battery side)</i>	1				
6	66714	FORMING,ROTARY LATCH MOUNT.....	1				
7	66871	FORMING, MOD TRAY HANDLE.....	1				
8	19284	SCREW,FHS,1/4-20 X .63.....	1				
9	47793	BUMPER, MODULE TRAY..... <i>(0.266 I.D. x 1.25 O.D. x 0.25 inch) (0.676 x 3.18 x 0.64 cm)</i>	1				
10	6889	NUT,LP NYLOCK,1/4-20.....	1				
11	47548	BEARING,FL,0.75ID X 1 OD X .49..... <i>(0.75 x 1 x 0.38 inch) (1.91 x 2.54 x 0.97 cm)</i>	2				
12	55983	PIN-THREADED SHLDR OFFS,5/8-11.....	2				
13	47342	SPACER,MODULE TRAY,.030 THK..... <i>Quantity listed for this item is approximate. Actual quantity may vary to ensure proper fit.</i>	2				
--	47455	SPACER,MODULE TRAY,.075 THK..... <i>Quantity listed for this item is approximate. Actual quantity may vary to ensure proper fit.</i>	2				
14	38028	NUT,LP NYLOCK,5/8-11.....	2				
15	47324	BRACKET,BOX HINGE,LH-UP/RH-LO.....	1				
16	51496	SCREW,HHC,1/2-13 X 1.375.....	2				
17	6086	NUT,LP NYLOCK,1/2-13.....	4				
18	47255	BOLT,SHORT SHOULDER.....	1				
19	10597	SCREW,HHC,1/2-13 X 1.25 GR5.....	4				

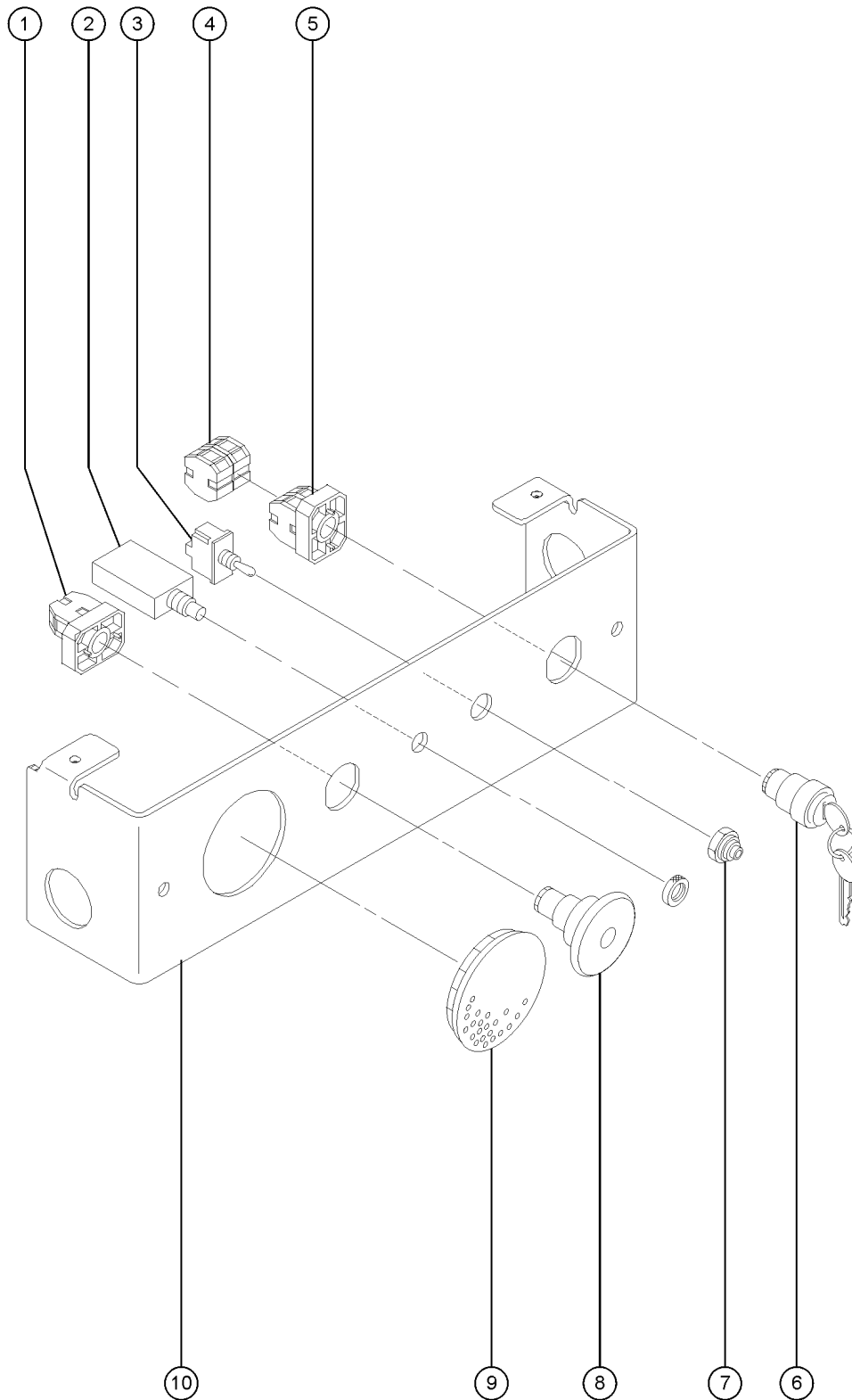
210.1 Hydraulic Power Unit



210.1 Hydraulic Power Unit

Item	Part No.	Description	Qty.
--	65335	POWER UNIT ASSY-HYDR MOD TRAY* <i>(includes items 1-8)</i>	
1	40844	MOTOR,ELECTRIC,24VDC 4.5HP.....1 <i>for units before SN 16989, unit requires bracket 105390</i>	1
--	105390	BRACKET, CONTROLLER MOUNT,SP.....1 <i>(to SN 16988) not shown, not included, sold separately</i>	1
--	43685	SEAL KIT,LIFT PUMP,BARNES**.....1	1
--	44777	BEARING,MOTOR.....1	1
--	44778	BEARING,MOTOR,36843,BRUSH END*.....1	1
2	44750	SPRING-BRUSH,40844, SCISSORS.....4	4
3	44752	COVER-BRUSH INSPEC.40844,SCISS.....4	4
4	44751	BRUSH,PWR UNIT (40844)**.....4	4
5	55921	SCREW,SHC,3/8-24 X 1.25".....2	2
6	6021	WASHER,LOCK,.375.....2	2
7	6097	WASHER,FLAT,USS,3/8",Y.....2	2
8	96193	PUMP,4CC GEAR,CCW***.....1	1
--	66206	PUMP KIT,BOSCH,GS30***.....1 <i>(service kit for Barnes pump) (to SN 16988)</i>	1

211.1 Ground Controls (to SN 28695)

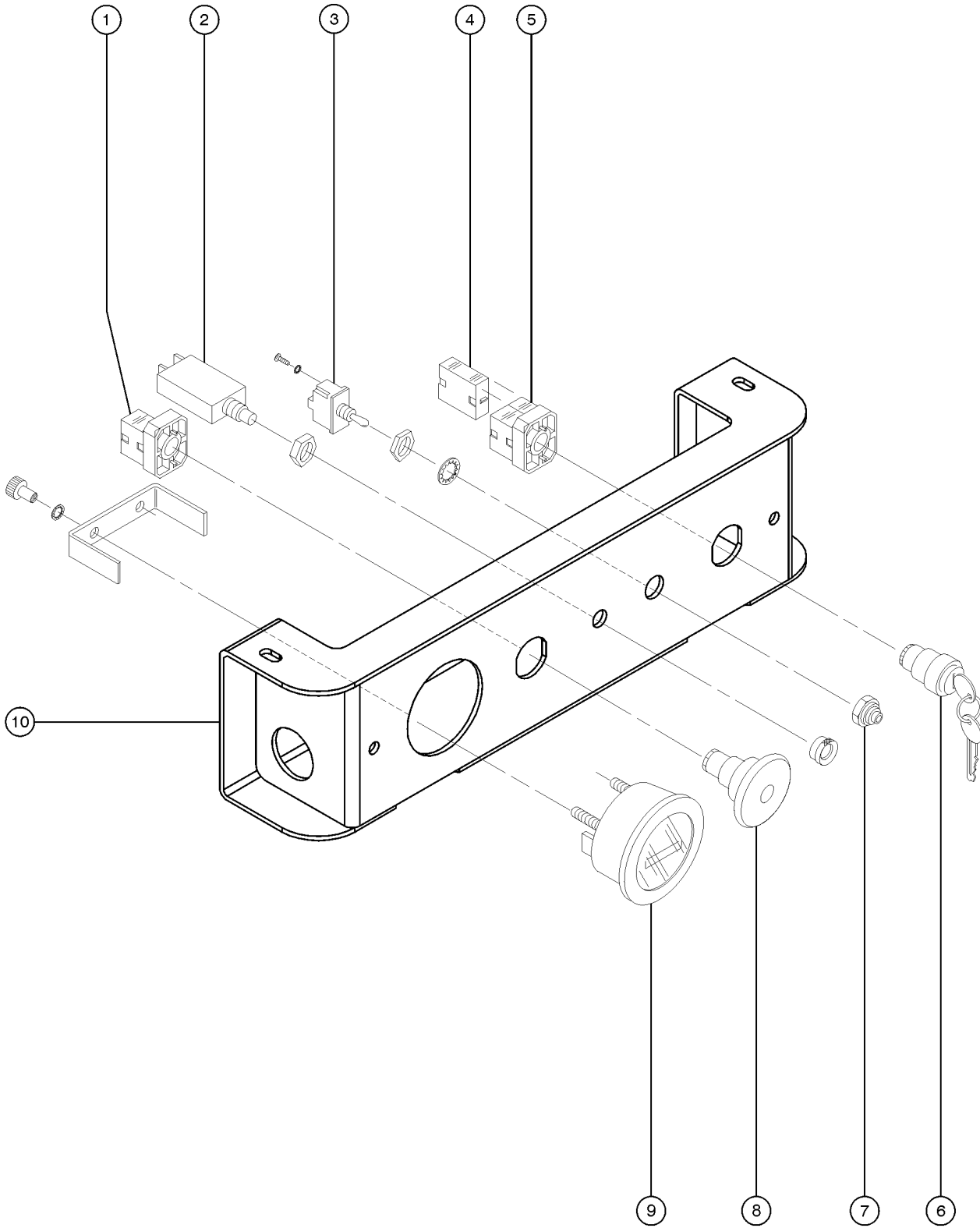


211.1 Ground Controls (to SN 28695)

Item	Part No.	Description	Qty.	Item	Part No.	Description	Qty.
1		Ref. E-stop.....1 <i>(refer to item 8)</i>	1	10	65734	CONTROL PANEL-LOWER.....1 <i>(includes decals and mounting fasterns) (refer to section one for decals)</i>	1
2	96452	CIRCUIT BREAKER,7.0 AMP***1	1	--	66455	LWR CONTROL PANEL, WLDMT ***	
3	T114691	ASSY,SWITCH,TOGGLE,SPDT*****.1 <i>(direct replacement for 13037-S and 96418)</i>	1				
4		Ref. Contact.....2 <i>(refer to item 6)</i>	2				
5		Ref. Base, Push Button.....1 <i>(refer to item 6)</i>	1				
6	96011	KIT, KEYSWITCH***1 <i>(this is an update kit; the original key switch is no longer available from the supplier. Please note, if this kit has already been installed on the unit, refer to the part numbers listed below)</i>	1				
--	21982	KEY,SINGLE***					
--	37947	KEYS,10 PACK***					
--	83093	KEY SINGLE*** <i>(with boot)</i>					
--	96008-S	KEYSWITCH,3 POS. W/KEYS***					
--	96009	WASHER,NITRILE					
--	96010	SCREW,PHILLIPS,PHM,8-32 X.25**					
7	27246	BOOT,TOGGLE SWITCH,SHORT*1	1				
8A	66761	SERVICE KIT,E-STOP1 <i>(this is an update kit; the original E-stop button is no longer available from the supplier. Please note, if this kit has already been installed on the unit, refer to the part numbers listed below)</i>	1				
8B	66812	BUTTON,PUSH,RED MUSHROOM HEAD.....1	1				
--	66817	BASE WITH 1 NC CONTACT, E-STOP.....1	1				
--	66818	CONTACT,NC.....1	1				
9	19506	HOUR METER,10-80 VOLTS***1 <i>(analog) (includes mounting brackets and fasteners)</i>	1				
--	45840	PLUG,NYLON 2.00 BLACK DOMED.....1	1				
--	56100	HOUR METER,LCD,9-60 VDC***1 <i>(digital) (includes mounting brackets and fasteners)</i>	1				



211.2 Ground Controls (from SN 28696 to 45894)

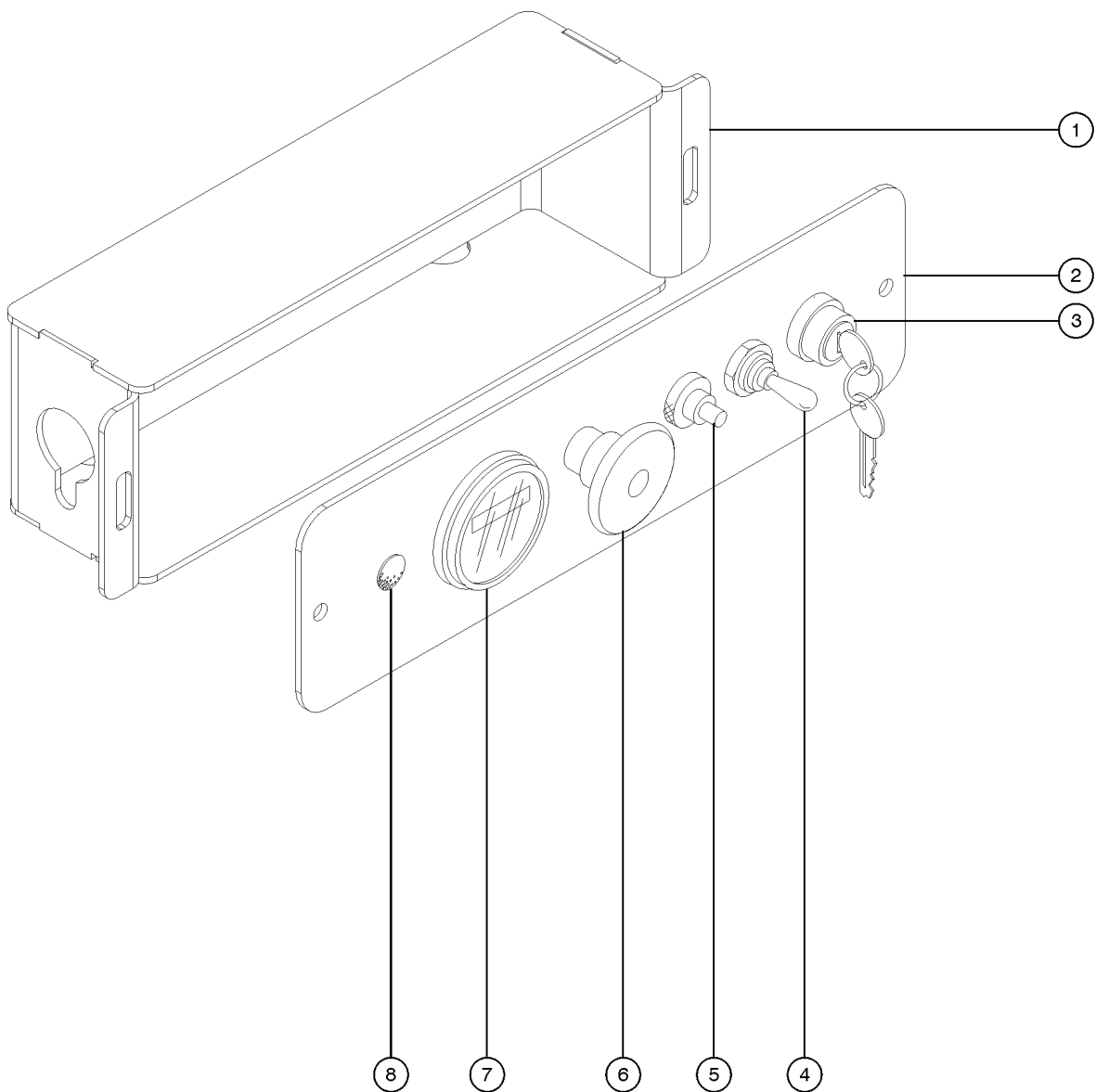


211.2 Ground Controls (from SN 28696 to 45894)

Item	Part No.	Description	Qty.	Item	Part No.	Description	Qty.
1		Ref.Base, Push Button.....1 <i>(refer to item 8)</i>	1	--	56100	HOUR METER,LCD,9-60 VDC*** <i>(digital) (includes mounting brackets and fasteners)</i>	
2	96452	CIRCUIT BREAKER,7.0 AMP***1	1				
3	T114691	ASSY,SWITCH,TOGGLE,SPDT*****.1 <i>(direct replacement for 13037-S and 96418)</i>	1	10	65734	CONTROL PANEL-LOWER.....1 <i>(includes bracket, decals and mounting fasteners) (refer to section one for decals)</i>	1
4		Ref. Contact <i>(refer to item 6)</i>		--	66455	LWR CONTROL PANEL, WLDMT ***	
5		Ref. Base, Push Button <i>(refer to item 6)</i>					
6A	96011	KIT, KEYSWITCH***1 <i>(this is an update kit; the original key switch is no longer available from the supplier. Please note, if this kit has already been installed on the unit, refer to the part numbers listed below)</i>	1				
--	21982	KEY,SINGLE***1	1				
--	37947	KEYS,10 PACK***1	1				
--	96008-S	KEYSWITCH,3 POS. W/KEYS***					
--	96009	WASHER,NITRILE					
--	96010	SCREW,PHILLIPS,PHM,8-32 X.25**					
6B	83131	KEYSWITCH,3 POS W/KEYS,LOCKING <i>(Nikken models)</i>					
--	83093	KEY SINGLE*** <i>(with boot)</i>					
--	85239	NUT,RETAINER (96008)					
7	27246	BOOT,TOGGLE SWITCH,SHORT*.....1	1				
8	66761	SERVICE KIT,E-STOP.....1 <i>(this is an update kit; the original E-stop button is no longer available from the supplier. Please note, if this kit has already been installed on the unit, refer to the part numbers listed below)</i>	1				
--	66812	BUTTON,PUSH,RED MUSHROOM HEAD					
--	66817	BASE WITH 1 NC CONTACT, E-STOP <i>(includes 1 N.C. Contact)</i>					
--	66818	CONTACT,NC					
9	19506	HOUR METER,10-80 VOLTS***1 <i>(analog) (includes mounting brackets and fasteners)</i>	1				
--	45840	PLUG,NYLON 2.00 BLACK DOMED					



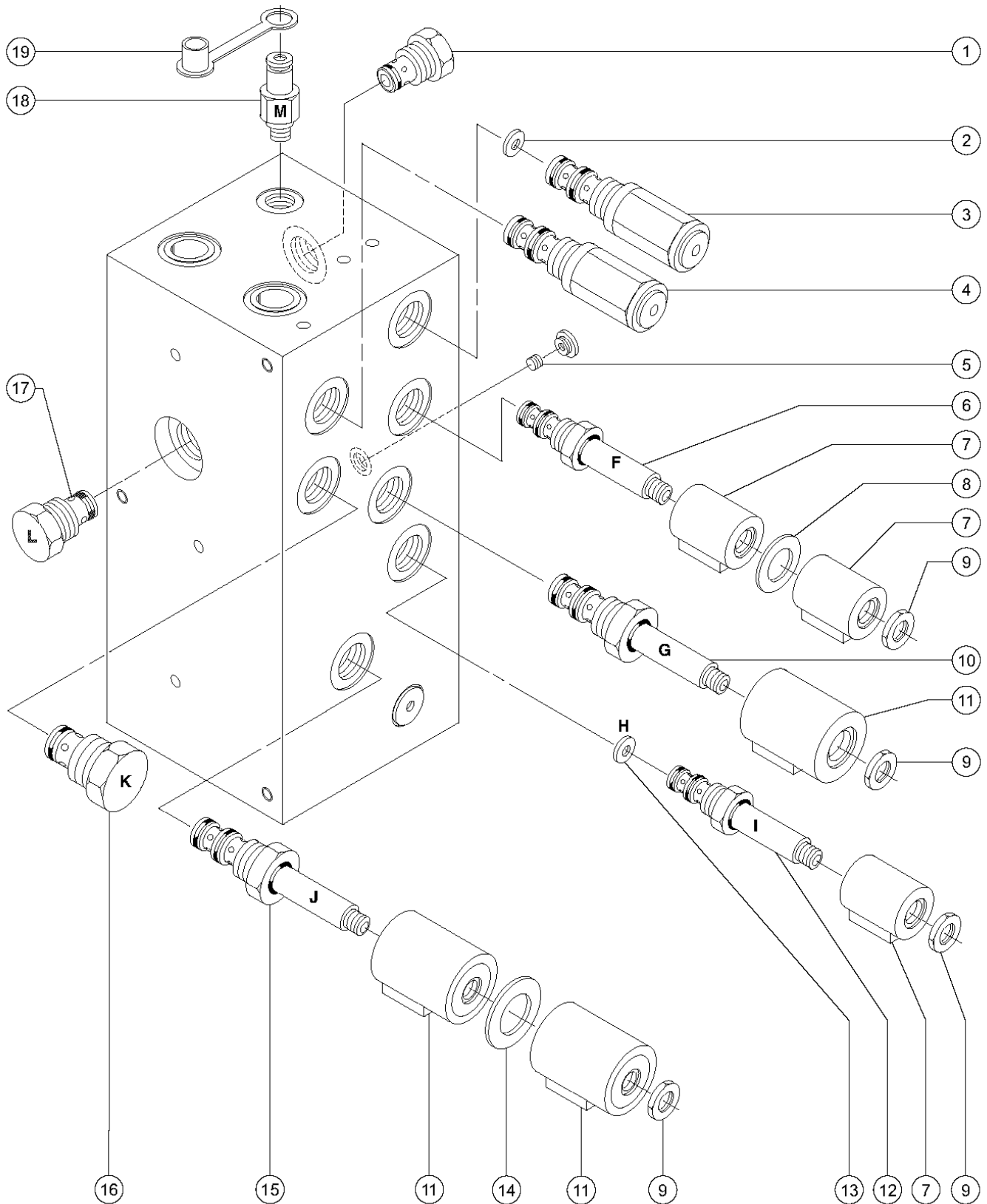
211.3 Ground Controls (from SN 45895)



211.3 Ground Controls (from SN 45895)

Item	Part No.	Description	Qty.
--	66761	SERVICE KIT,E-STOP <i>Complete</i>	
1	78144	WELDMENT, LOWER CONTROL PANEL.....	1
2	78140	PLATE, LCP, FRONT.....	1
3A	96011	KIT, KEYSWITCH***.....	1
3B	96008-S	KEYSWITCH,3 POS.W/KEYS***..... <i>(includes 1 pair of keys)</i>	1
--	83093	KEY SINGLE***	
--	96009	WASHER,NITRILE	
3C	83131	KEYSWITCH,3 POS W/KEYS,LOCKING..... <i>(Nikken models)</i>	1
--	83093	KEY SINGLE*** <i>(with boot)</i>	
--	85239	NUT,RETAINER (96008)	
4	T114691	ASSY,SWITCH,TOGGLE,SPDT*****	1
--	27246	BOOT,TOGGLE SWITCH,SHORT* <i>(sold seperately)</i>	
5	96452	CIRCUIT BREAKER,7.0 AMP***.....	1
6	66812	BUTTON,PUSH,RED MUSHROOM HEAD.....	1
--	66817	BASE WITH 1 NC CONTACT, E-STOP <i>(includes 1 each N.C. contact)</i>	
--	66818	CONTACT,NC	
7	19506	HOUR METER,10-80 VOLTS***..... <i>(digital) (includes mounting bracket)</i>	1
--	56100	HOUR METER,LCD,9-60 VDC*** <i>(analog) (includes mounting brackets and fasteners)</i>	
8	47478	BUMPER,RUBBER,1"OD X .461 H.....	1

212.1 Function Manifold (to serial number 6843)

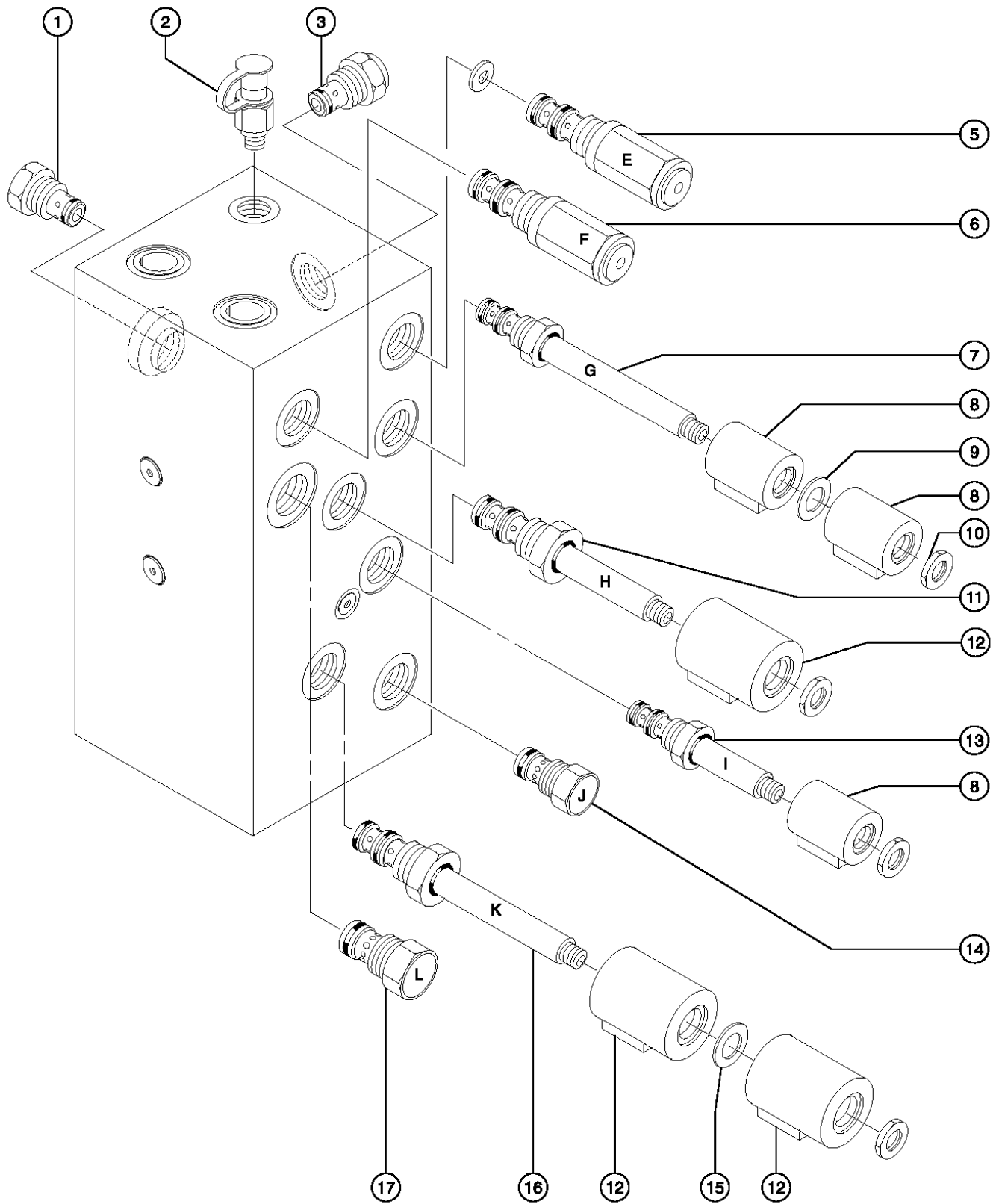


212.1 Function Manifold (to serial number 6843)

Item	Part No.	Description	Qty.	Item	Part No.	Description	Qty.
A		Flow regulator valve <i>Steer circuit</i>		7	39347	COIL,20V W/DIODE,#8 (SCI)***.....	3
B		Orifice <i>Steer circuit</i>		8	44236	SPACER-DUAL COIL,#8***.....	1
C		Relief valve <i>Steering relief</i>		9	44174	NUT-COIL SHORT.....	4
D		Relief valve <i>System relief</i>		10	44169	VALVE-SOLENOID, 2POS 4 WAY.....	1
E		Orifice <i>Brake circuit</i>		--	44230	SEAL KIT-P.N.44169,44172,44171.....	1
F		Solenoid valve <i>Steer left/right</i>		11	44176	COIL,20V W/DIODE,#10 (SCI).....	3
G		Solenoid valve <i>Platform up</i>		12	44170	VALVE-SOLENOID N.O.(SCISSORS).....	1
H		Orifice <i>Brake circuit</i>		--	44228	SEAL KIT, VALVE.....	1
I		Solenoid valve <i>Brake circuit</i>		13	44247	ORIFICE WASHER,.060", SCISSORS.....	1
J		Solenoid valve <i>Forward/reverse</i>				(1.5 mm)	
K		Check Valve <i>Brake circuit</i>		14	44175	SPACER-DUAL COIL,#10, SCISSORS.....	1
L		Check Valve <i>Steer circuit</i>		15	105457	KIT,DYN BRAKING VALVE,MINI.....	1
M		Diagnostic nipple <i>Testing</i>		--	44230	SEAL KIT-P.N.44169,44172,44171.....	1
N	51678	MANIFOLD-MAIN,GS30,W20 VDC*** <i>(non-dynamic braking manifold, complete)</i>		16	44178	VALVE,CHECK,5 PSI**.....	1
1	62082	VALVE-FLOW REGULATOR 0.75 GPM.....	1	--	44224	SEAL KIT, VALVE.....	1
--	44225	SEAL KIT, VALVE.....	1	17	48659	VALVE,CHECK***.....	1
2	46288	ORIFICE DISC,.040".....	1			(from SN 1888)	
3	44166	VALVE,RELIEF,1000PSI(SCISSORS).1 <i>(69 bar)</i>		--	44227	SEAL KIT, VALVE.....	1
--	44227	SEAL KIT, VALVE.....	1	18	48997	NIPPLE,DIAGNOSTIC,#4 PORT***.....	1
4	44167	VALVE,RELIEF,3500PSI(SCISRS)**.1 <i>(241.8 bar)</i>		--	20224	DIAGNOSTIC FEMALE Q-DSCNT.....	1
--	44226	SEAL KIT-FOR P.N.44167.....	1	19	48880	CAP,DIAGNOSTIC NIPPLE.....	1
5	44177	ORIFICE PLUG,.025".....	1				
6	44168	VALVE,SOLENOID,3POS 4WAY.....	1				
--	44229	SEAL KIT, VALVE.....	1				



212.2 Function Manifold (from serial number 6844 to 35799)

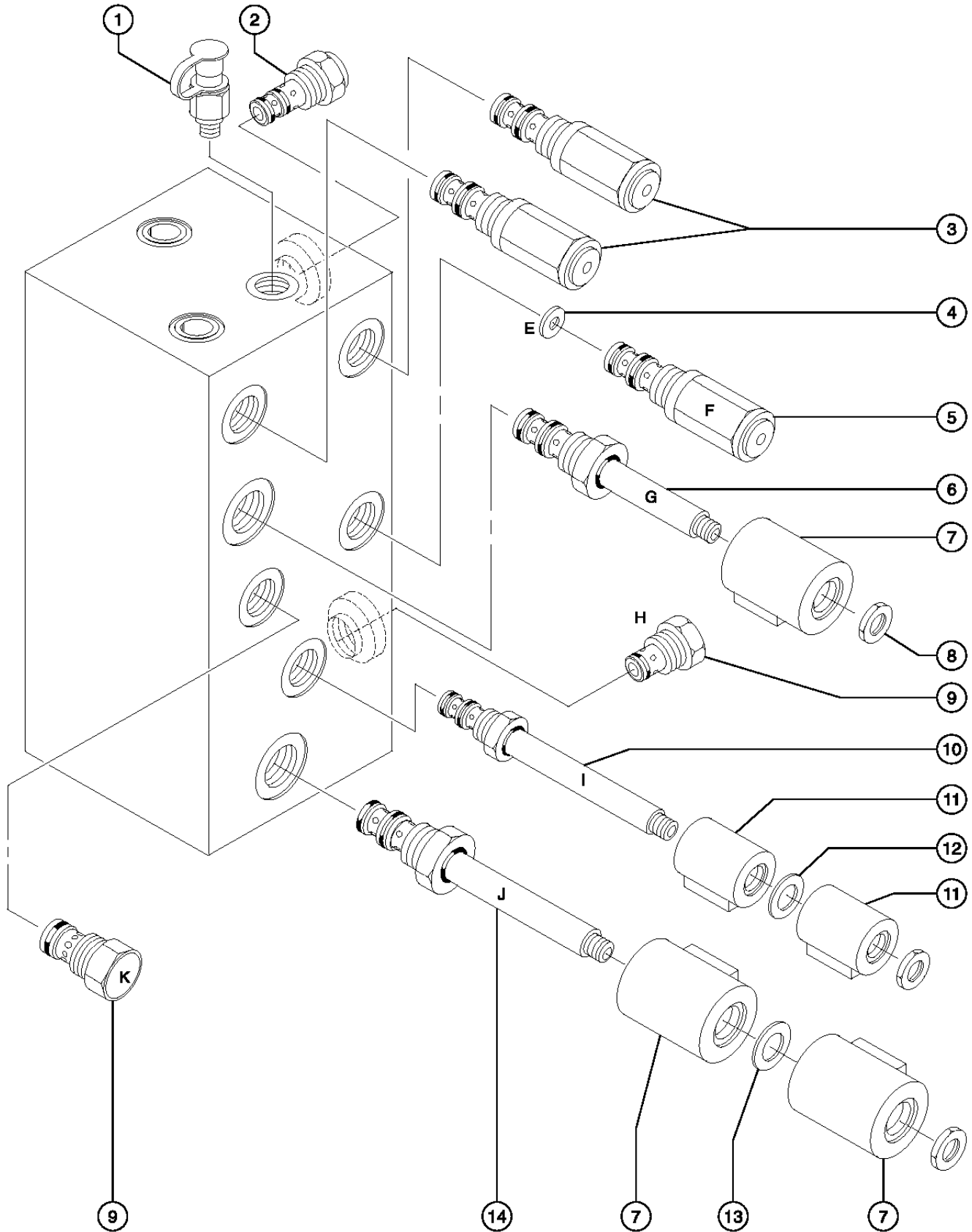


212.2 Function Manifold (from serial number 6844 to 35799)

Item	Part No.	Description	Qty.	Item	Part No.	Description	Qty.
A		Check valve <i>Steer circuit</i>		6	44167	VALVE,RELIEF,3500PSI(SCISRS)**.1 (255 bar)	
B		Diagnostic nipple <i>Testing</i>		--	44226	SEAL KIT-FOR P.N.44167.....	1
C		Relief valve <i>Priority flow</i>		7	44168	VALVE,SOLENOID,3POS 4WAY....	1
D		Flow regulator valve <i>Steer relief</i>		--	44229	SEAL KIT, VALVE.....	1
E		Relief valve <i>Steer relief</i>		8	52594	COIL,20V DS W/DIODE.....	3
F		Relief valve <i>System relief</i>		9	44236	SPACER-DUAL COIL,#8***.....	1
G		Solenoid valve <i>Steering (right/left)</i>		10	44174	NUT-COIL SHORT.....	4
H		Solenoid valve <i>Lift circuit</i>		11	44169	VALVE-SOLENOID, 2POS 4 WAY.....	1
I		Solenoid valve <i>Brake circuit</i>		--	44230	SEAL KIT-P.N.44169,44172,44171.....	1
J		Check valve <i>Plug</i>		12	52595	COIL,20V DS W/DIODE,#10 SCISR.....	3
K		Solenoid valve <i>Forward/reverse</i>		13	44170	VALVE-SOLENOID N.O.(SCISSORS).....	1
L		Check valve <i>Steer circuit</i>		--	44228	SEAL KIT, VALVE.....	1
M	51678	MANIFOLD-MAIN,GS30,W20 VDC*** (non-dynamic braking manifold, complete)		14	44232	CAVITY PLUG, GS15/19.....	1
1	48659	VALVE,CHECK***	1	15	44175	SPACER-DUAL COIL,#10, SCISSORS.....	1
--	44227	SEAL KIT, VALVE.....	1	16	105457	KIT,DYN BRAKING VALVE,MINI.....	1
2	48997	NIPPLE,DIAGNOSTIC,#4 PORT***	1	--	44230	SEAL KIT-P.N.44169,44172,44171.....	1
--	20224	DIAGNOSTIC FEMALE Q-DSCNT.....	1	17	44178	VALVE,CHECK,5 PSI**.....	1
--	48880	CAP,DIAGNOSTIC NIPPLE.....	1	--	44224	SEAL KIT, VALVE.....	1
3	44179	VALVE-FLOW REGULATOR 0.5 GPM..... (to SN 11498) (1.8 L/min)	1				
--	44225	SEAL KIT, VALVE.....	1				
3A	62082	VALVE-FLOW REGULATOR 0.75 GPM..... (from SN 11499) (2.8 L/min)	1				
4	46288	ORIFICE DISC,.040"..... (1.02 mm)	1				
5	65184	VALVE-RELIEF,1500 PSI, RV2..... (103.4 bar)	1				
--	44227	SEAL KIT, VALVE.....	1				



212.3 Function Manifold (from serial number 35800)

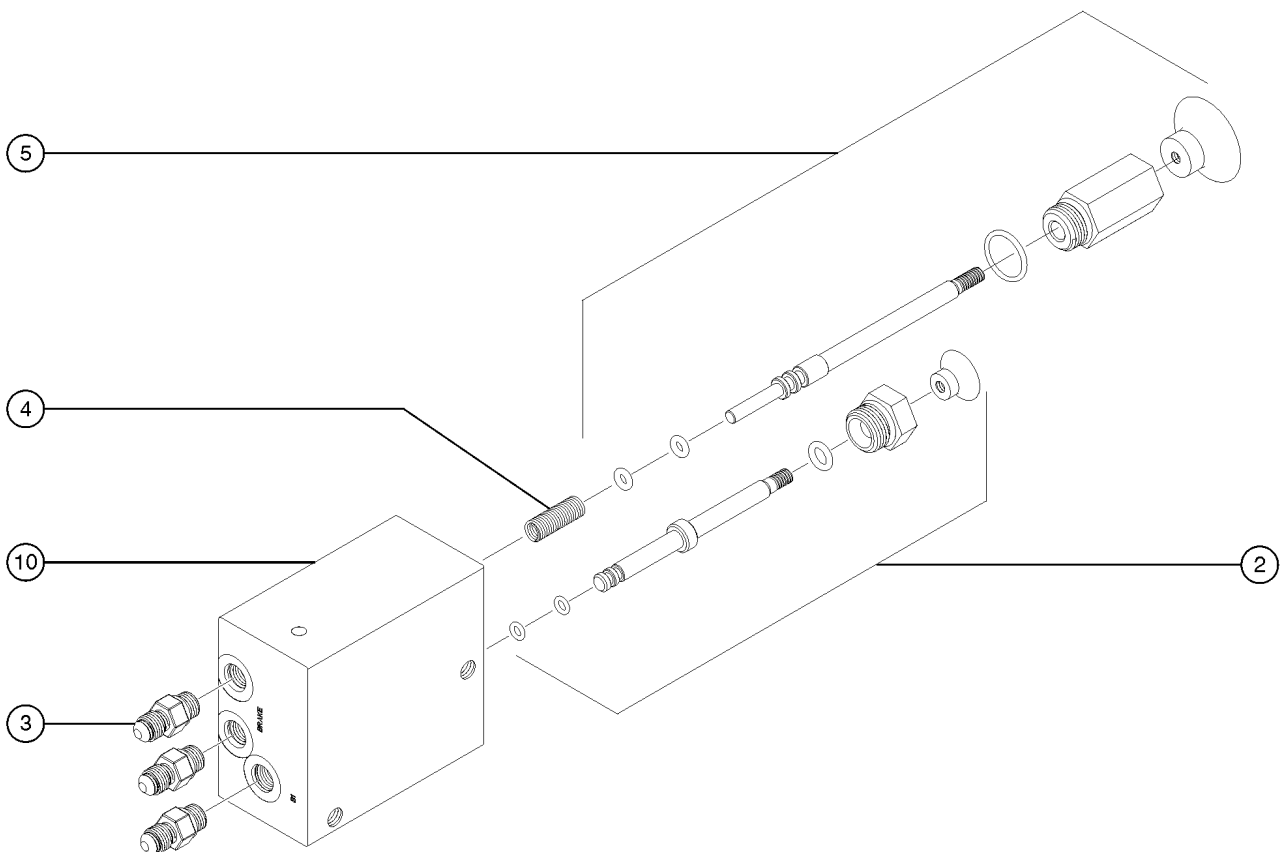
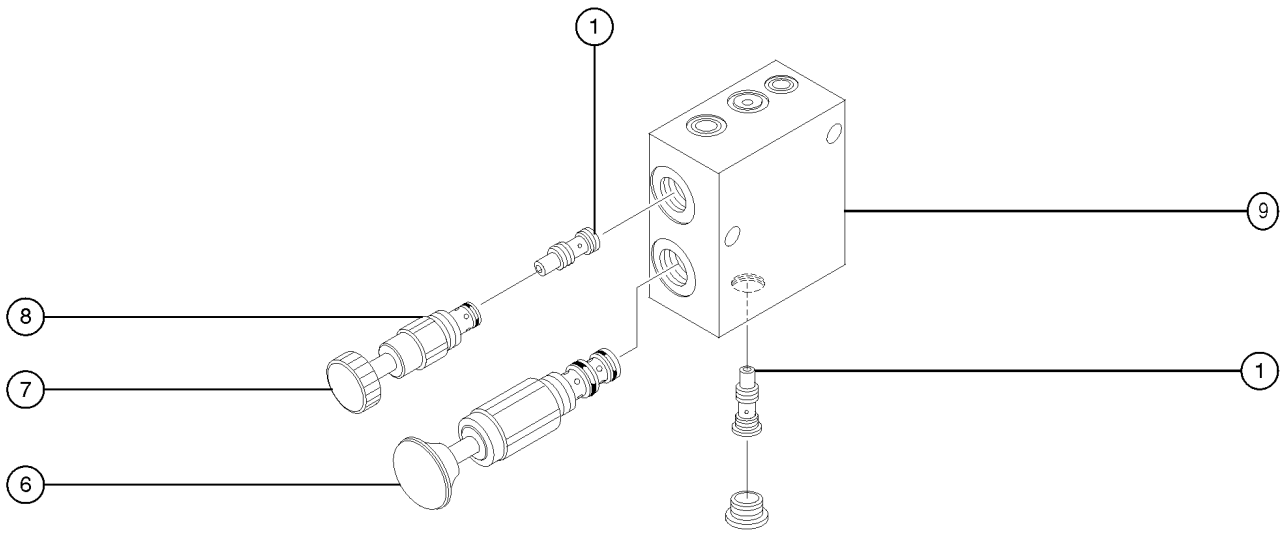


212.3 Function Manifold (from serial number 35800)

Item	Part No.	Description	Qty.	Item	Part No.	Description	Qty.
A		Diagnostic nipple <i>Testing (refer to drawing)</i>		--	44230	SEAL KIT-P.N.44169,44172,44171.....	1
B		Flow regulator valve <i>Priority flow (refer to drawing)</i>		7	52595	COIL,20V DS W/DIODE,#10 SCISR.....	3
C		Relief valve <i>Lift relief (refer to drawing)</i>		8	44174	NUT-COIL SHORT.....	1
D		Relief valve <i>Drive relief (refer to drawing)</i>		9	46216	VALVE,CHECK,IWP-S/CWP PWR ASSI.....	2
E		Orifice <i>Steer circuit (refer to drawing)</i>		--	44224	SEAL KIT, VALVE.....	2
F		Relief valve <i>Steering (right/left) (refer to drawing)</i>		10	44168	VALVE,SOLENOID,3POS 4WAY....	1
G		Solenoid valve <i>Drive/Lift circuit (refer to drawing)</i>		--	44229	SEAL KIT, VALVE.....	1
H		Check valve <i>Drive circuit (refer to drawing)</i>		11	52594	COIL,20V DS W/DIODE.....	1
I		Solenoid valve <i>Steer circuit (refer to drawing)</i>		12	44236	SPACER-DUAL COIL,#8***.....	1
J		Solenoid valve <i>Forward/reverse (refer to drawing)</i>		13	44175	SPACER-DUAL COIL,#10, SCISSORS.....	1
K		Check valve <i>Steer circuit (refer to drawing)</i>		14	105457	KIT,DYN BRAKING VALVE,MINI.....	1
L	66771	MANIFOLD, MAIN, GS30 <i>(non-dynamic braking manifold, complete)</i>		--	44230	SEAL KIT-P.N.44169,44172,44171.....	1
1	48997	NIPPLE,DIAGNOSTIC,#4 PORT***.....	1				
--	20224	DIAGNOSTIC FEMALE Q-DSCNT.....	1				
		<i>(Parker part no. PD242)</i>					
--	48880	CAP,DIAGNOSTIC NIPPLE.....	1				
2	62082	VALVE-FLOW REGULATOR 0.75 GPM.....	1				
		<i>(2.8 L/min)</i>					
--	44225	SEAL KIT, VALVE.....	1				
3	65962	VALVE-RELIEF, 3700 PSI #8**.....	2				
		<i>(255.1 bar)</i>					
--	44226	SEAL KIT-FOR P.N.44167.....	2				
4	46288	ORIFICE DISC,.040".....	1				
		<i>(1.02 mm)</i>					
5	65184	VALVE-RELIEF,1500 PSI, RV2.....	1				
		<i>(103.4 bar)</i>					
--	44227	SEAL KIT, VALVE.....	1				
6	44169	VALVE-SOLENOID, 2POS 4 WAY.....	1				



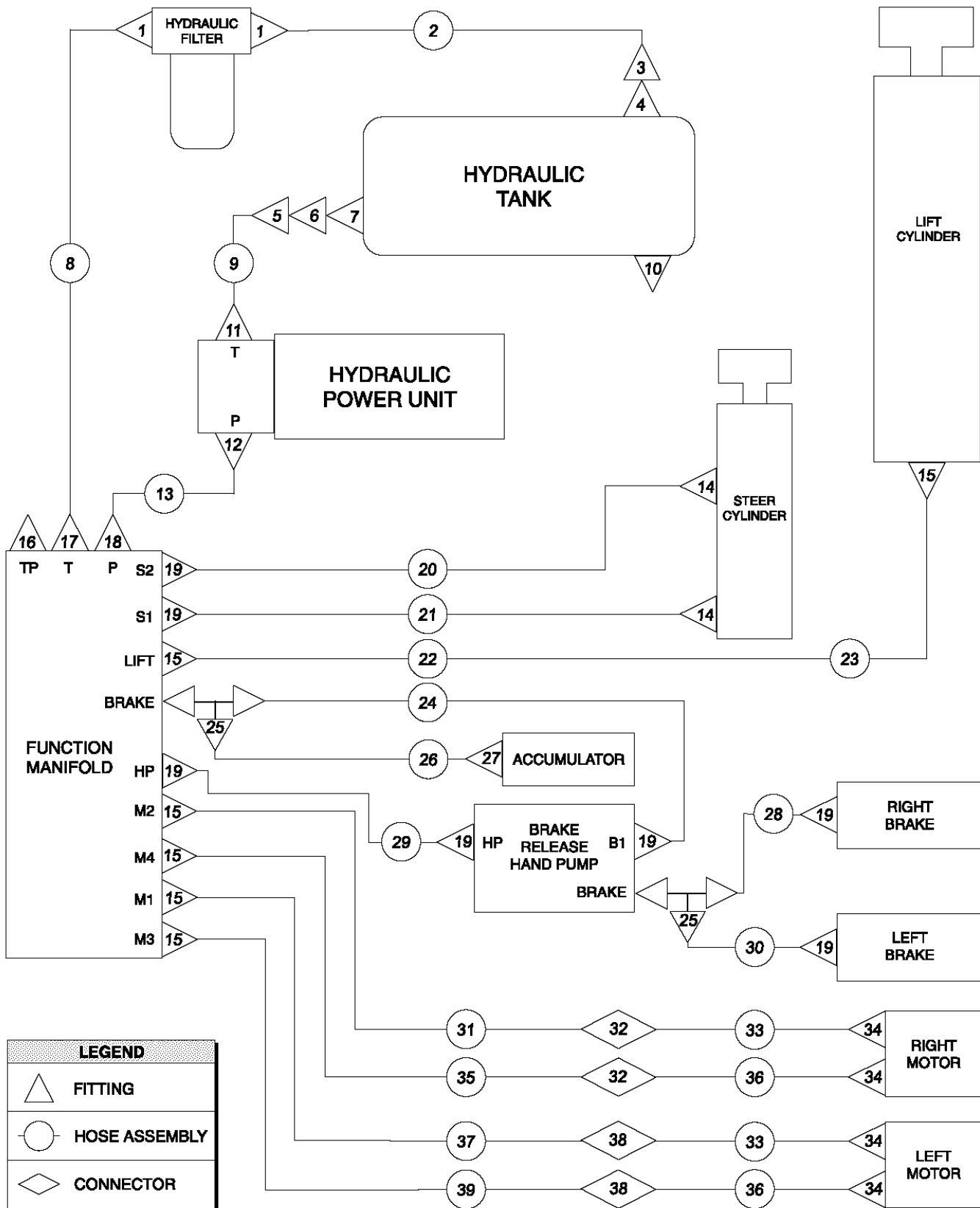
213.1 Brake Release Hand Pump Manifold



213.1 Brake Release Hand Pump Manifold

Item	Part No.	Description	Qty.
--	84539	NEEDLE/HOUSING ASSY W/KNOB*** <i>(includes items 7 and 8)</i>	
--	96461	SERVICE KIT,BRAKE RELEASE MAN* <i>(includes items 10, decals, instructions & miscellaneous hardware)</i>	
1	44216	VALVE,SHUTTLE	
--	84394	SEAL KIT,PO CHECK VALVE(84391)	
2	84743	VALVE,PILOT OPERATED ASSEMBLY*	
--	84740	SEAL KIT,HAND PUMP***	
--	84743	VALVE,PILOT OPERATED ASSEMBLY*	
--	84746	KNOB,PILOT OP VALVE (BLACK)***	
3	39877	CONNECTOR,070120-4-4	
4	84748	SPRING,HAND PUMP ROD	
5	84739	VALVE,HAND PUMP ASSEMBLY***	
--	84740	SEAL KIT,HAND PUMP***	
--	84742	KNOB,HAND PUMP (RED)***	
6	44218	VALVE,HAND PUMP**	
--	44224	SEAL KIT, VALVE	
--	58992	KNOB,RED(44218)HP VALVE	
7	65763	KNOB,BLACK(44217)CHECK VALVE	
8	44217	VALVE,CHECK,PILOT OPERATED***	
--	44233	SEAL KIT-FOR PN. 44217	
9		MANIFOLD,BRAKE RELEASE*** <i>(manifolds 39558, 78620 & 96328 are no longer available, order service kit 96461)</i>	
10	105067	MANIFOLD,BRAKE RELEASE <i>(includes items 2-5)</i>	

214.1 Hydraulic Hoses and Fittings (to serial number 35799)



214.1 Hydraulic Hoses and Fittings (to serial number 35799)

Item	Part No.	Description	Qty.	Item	Part No.	Description	Qty.
--		<i>The hose lengths below reflect the length of the hose only. Refer to the 'Fittings Cross Reference' to match Genie part numbers to Parker part numbers.</i>		16	48880	CAP,DIAGNOSTIC NIPPLE.....	1
				--	20224	DIAGNOSTIC FEMALE Q-DSCNT.....	1
1	39883	CONNECTOR,070102-8-8.....	2	17	39874	ELBOW,070220-8-6.....	1
2	51286	HOSE ASSY,FILTER/TANK, GS30.....	1	18	39873	ELBOW,070220-6-6.....	1
		<i>(from SN 2000 to 49599) (hose End - barbed, swivel (Parker No. 30682-8), hose end - barbed, swivel (Parker No. 30682-8) and hose, 3/4 inch push-on, Parker No. 801-12)</i>		19	39877	CONNECTOR,070120-4-4.....	7
2A	78696	HOSE ASSY,FILTER TANK,30/2632.....	1	20	78860	HOSE ASSY,MAN S1/STEER CYL,30*.....	1
		<i>(from SN 49600 to 59999)</i>				<i>[hose end - female, swivel (Parker No. 10655-4-2), hose end - female, swivel (Parker No. 10655-4-2) and hose, 1/8 inch thermoplastic medium pressure (Parker No. 540N-2)]</i>	
3	42280	CLAMP,HOSE,.50.....	1	21	78859	HOSE ASSY,MAN S1/STEER CYL,30*.....	1
4	65318	FITTING KIT-HYDRAULIC TANK.....	1			<i>[Hose End - Female, Swivel (Parker No. 10655-4-2), Hose End - Female, Swivel (Parker No. 10655-4-2) and Hose, 1/8 inch Thermoplastic Medium Pressure (Parker No. 540N-2)]</i>	
--	39226	NIPPLE,PLASTIC .5 NPT X 6".....	1	22	66159	HOSE ASSY, MAN TO LIFT, GS30.....	1
5	46131	CLAMP,HOSE,.63.....	1			<i>[hose end - female, swivel (Parker No. 10643-6), hose end - male rigid (Parker No. 10343-6) and hose, 3/8 inch hydraulic (Parker No. 431-6)]</i>	
6	39885	ELBOW,90DEG, .75 HS X.75 MPT.....	1	23	47012	FLARE TUBE ASSY,LIFT CYLINDER.....	1
7	55616	STRAINER ASSEMBLY.....	1	24	78861	HOSE ASSY, MAN/HANDPUMP,GS30.....	1
8	39500	HOSE ASSY,MANIFOLD/FILTER.....	1			<i>[hose end - female, swivel (Parker No. 10655-4-2), hose rnd - female, swivel (Parker No. 10655-4-2) and hose, 1/8 inch thermoplastic medium pressure (Parker No. 540N-2)]</i>	
		<i>[hose end - barbed, swivel (Parker No. 30682-8) hose end - barbed, swivel (Parker No. 30682-8) and hose, 3/4 inch Push-On (Parker No. 801-12)]</i>		25	39872	TEE,RUN,070428-4.....	2
9	39498	HOSE ASSY,HYD.TANK/PUMP.....	1	26	39494	HOSE ASSY,MNFLD TO ACCUMULATOR.....	1
		<i>[hose end - barbed, swivel (Parker No. 30682-10-12), hose end - barbed, swivel (Parker No. 30682-10-12) and hose, 1/2 inch push-on (Parker No. 801-8)]</i>				<i>[hose end - female, swivel (Parker No. 10655-4-2), hose end - female, swivel (Parker No. 10655-4-2) and hose, 1/8 inch thermoplastic medium pressure (Parker No. 540N-2)]</i>	
10		Ref. Plug - Hydraulic Tank Drain, Plastic, Hex Head, 0.5 inch NPT (1.3 cm).....	1	27	39879	CONNECTOR,070120-4-8.....	1
		<i>(refer to 208.1, 208.2 or 208.3)</i>					
11	47670	ELBOW,90DEG.....	1				
12	39876	ELBOW,070220-6-8.....	1				
13	39497	HOSE ASSY,PUMP TO MANIFOLD.....	1				
		<i>[hose end - female, swivel (Parker No. 10643-6), hose end - female, swivel (Parker No. 10643-6) and hose, 3/8 inch hydraulic (Parker No. 431-6)]</i>					
14	39875	ELBOW,070220-4-6.....	2				
15	39878	CONNECTOR,070120-6-6.....	6				



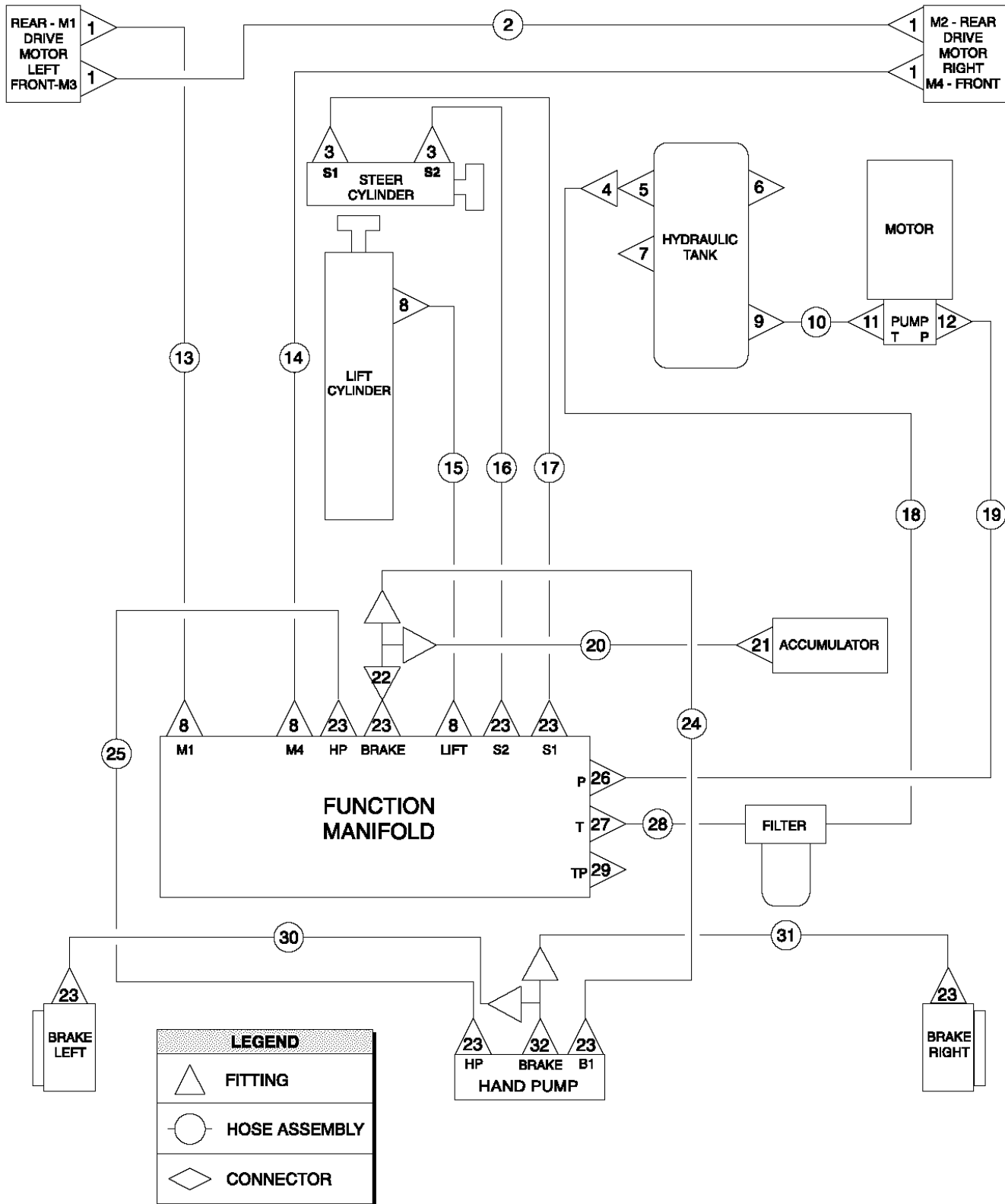
214.1 Hydraulic Hoses and Fittings (to serial number 35799)
(continued)

Item	Part No.	Description	Qty.	Item	Part No.	Description	Qty.
28	47030	HOSE ASSY,HANDPUMP/LH BRAKE.....1 <i>[hose end - female, swivel (Parker No. 10657-4-2), hose end - female, swivel (Parker No. 10657-4-2) and hose, 1/8 inch thermoplastic medium pressure (Parker No. 540-N)]</i>	1	38	39870	BULKHEAD,UNION,070601-6.....2	2
29	39506	HOSE ASSY,MANIFOLD/HANDPUMP.....1 <i>[hose end - female, swivel (Parker No. 10657-4-2), hose end - female, swivel (Parker No. 10657-4-2) and hose, 1/8 inch thermoplastic medium pressure (Parker No. 540-N)]</i>	1	39	51284	HOSE ASSY,MANIFOLD/BULKHEAD.....1 <i>[Hose End - Female, Swivel (Parker No. 10643-6), Hose End - Female, Swivel 90 degree (Parker No. 13943-6) and Hose, 3/8 inch Hydraulic (Parker No. 431-6)]</i>	1
30	78862	HOSE ASSY, HANDPUMP/R BRAKE 30.....1	1				
31	51283	HOSE ASSY,MANIFOLD/BULKHEAD.....1 <i>[hose end - female, swivel (Parker No. 10643-6), hose end - female, swivel (Parker No. 10643-6) and hose, 3/8 inch hydraulic (Parker No. 431-6)]</i>	1				
32	39871	ELBOW,070701-6.....2	2				
33	51277	HOSE ASSY,BULKHEAD/DRIVE MOTOR.....2 <i>[Hose End - Female, Swivel (Parker No. 10643-6), Hose End - Female, Swivel 45 degree (Parker No. 13743-6) and Hose, 3/8 inch Hydraulic (Parker No. 431-6)]</i>	2				
34	39880	CONNECTOR,070120-6-10.....4	4				
35	51285	HOSE ASSY,MANIFOLD/BULKHEAD.....1 <i>[Hose End - Female, Swivel (Parker No. 10643-6), Hose End - Female, Swivel (Parker No. 10643-6) and Hose, 3/8 inch Hydraulic (Parker No. 431-6)]</i>	1				
36	51278	HOSE ASSY,BULKHEAD/DRIVE MOTOR.....2 <i>[Hose End - Female, Swivel (Parker No. 10643-6), Hose End - Female, Swivel 45 degree (Parker No. 13743-6) and Hose, 3/8 inch Hydraulic (Parker No. 431-6)]</i>	2				
37	51282	HOSE ASSY,MANIFOLD/BULKHEAD.....2 <i>[hose End - female, swivel (Parker No. 10643-6), hose end - female, swivel 90 degree (Parker No. 13943-6) and hose, 3/8 inch hydraulic (Parker No. 431-6)]</i>	2				

214.1 Hydraulic Hoses and Fittings (to serial number 35799)
(continued)

This Page Intentionally Left Blank

214.2 Hydraulic Hoses and Fittings (from serial number 35800)



214.2 Hydraulic Hoses and Fittings (from serial number 35800)

Item	Part No.	Description	Qty.	Item	Part No.	Description	Qty.
--		<i>The hose lengths below reflect the length of the hose only. Refer to the 'Fittings Cross Reference' to match Genie part numbers to Parker part numbers.</i>		14	66826	HOSE,ASSY, MAN.L/R MOTOR, GS30.....1 <i>Hose End - Female, Swivel (Parker No. 10643-6), Hose End - Female, Swivel 45 degree (Parker No. 13743-6) and Hose, 3/8 inch Hydraulic (Parker No. 431-6); may also use Genie PN 66826</i>	1
1	39880	CONNECTOR,070120-6-10.....4 <i>(to SN 45340)</i>	4	15	66159	HOSE ASSY, MAN TO LIFT, GS30.....1 <i>Hose End - Female, Swivel (Parker No. 10643-6), Hose End - Female, Swivel (Parker No. 10643-6) and Hose, 3/8 inch Hydraulic (Parker No. 431-6)</i>	1
1A	39878	CONNECTOR,070120-6-6.....4 <i>(from SN 45341)</i>	4	16	78860	HOSE ASSY,MAN S1/STEER CYL,30*.....1 <i>Hose End - Female, Swivel (Parker No. 10658-4-2), Hose End - Female, Swivel (Parker No. 10658-4-2) and Hose, 1/8 inch Thermoplastic Medium Pressure (Parker No. 540G-2)</i>	1
2	66827	HOSE ASSY,DRIVE MOTOR, GS30.....1 <i>Hose End - Female, Swivel 45 degree (Parker No. 13743-6), Hose End - Female, Swivel 45 degree (Parker No. 13743-6) and Hose, 3/8 inch Hydraulic (Parker No. 431-6)</i>	1	17	78859	HOSE ASSY,MAN S1/STEER CYL,30*.....1 <i>Hose End - Female, Swivel (Parker No. 10658-4-2), Hose End - Female, Swivel (Parker No. 1JC43-8) and Hose, 1/8 inch Thermoplastic Medium Pressure (Parker No. 540G-2)</i>	1
3	39875	ELBOW,070220-4-6.....2	2	18	51286	HOSE ASSY,FILTER/TANK, GS30.....1 <i>(to SN 49599) (Hose End - Female, Swivel (Parker No. 10658-4-2) and Hose, 1/2 inch Push-On (Parker No. 801-8)</i>	1
4	39225	ELBOW,90ø, .5 MPT X.5BRB PLST.....2	2	18A	78696	HOSE ASSY,FILTER TANK,30/2632.....1 <i>(from SN 49600) (Hose End - Barbed, Swivel (Parker No. 30582-8-8) and Hose, 1/2 inch Push-On (Parker No. 801-8)</i>	1
5	39223	BULKHEAD FITTING,PLASTIC X 8**.....1	1	19	39497	HOSE ASSY,PUMP TO MANIFOLD.....1 <i>Hose End - Female, Swivel (Parker No. 10643-6), Hose End - Female, Swivel (Parker No. 10643-6) and Hose, 3/8 inch Hydraulic (Parker No. 431-6)</i>	1
6	66204	FILLER CAP(PLUG 1-1/2" NPT HEX.....1	1				
7		HYDRAULIC TANK <i>refer to 208.4</i>					
8	39878	CONNECTOR,070120-6-6.....4	4				
9	55616	STRAINER ASSEMBLY.....1	1				
10	65974	HOSE ASSEMBLY,TANK/PUMP,GS30.....1 <i>Hose End - Barbed, Swivel (Parker No. 30682-10-12) and Hose, 3/4 inch Push-On (Parker No. 801-12)</i>	1				
--	19273	CLAMP,HOSE,.75 **.....1	1				
11	55968	ELBOW,070220-10.....1	1				
12	39876	ELBOW,070220-6-8.....1	1				
13	66826	HOSE,ASSY, MAN.L/R MOTOR, GS30.....1 <i>Hose End - Female, Swivel (Parker No. 10643-6), Hose End - Female, Swivel 45 degree (Parker No. 13743-6) and Hose, 3/8 inch Hydraulic (Parker No. 431-6); may also use Genie PN 66826</i>	1				



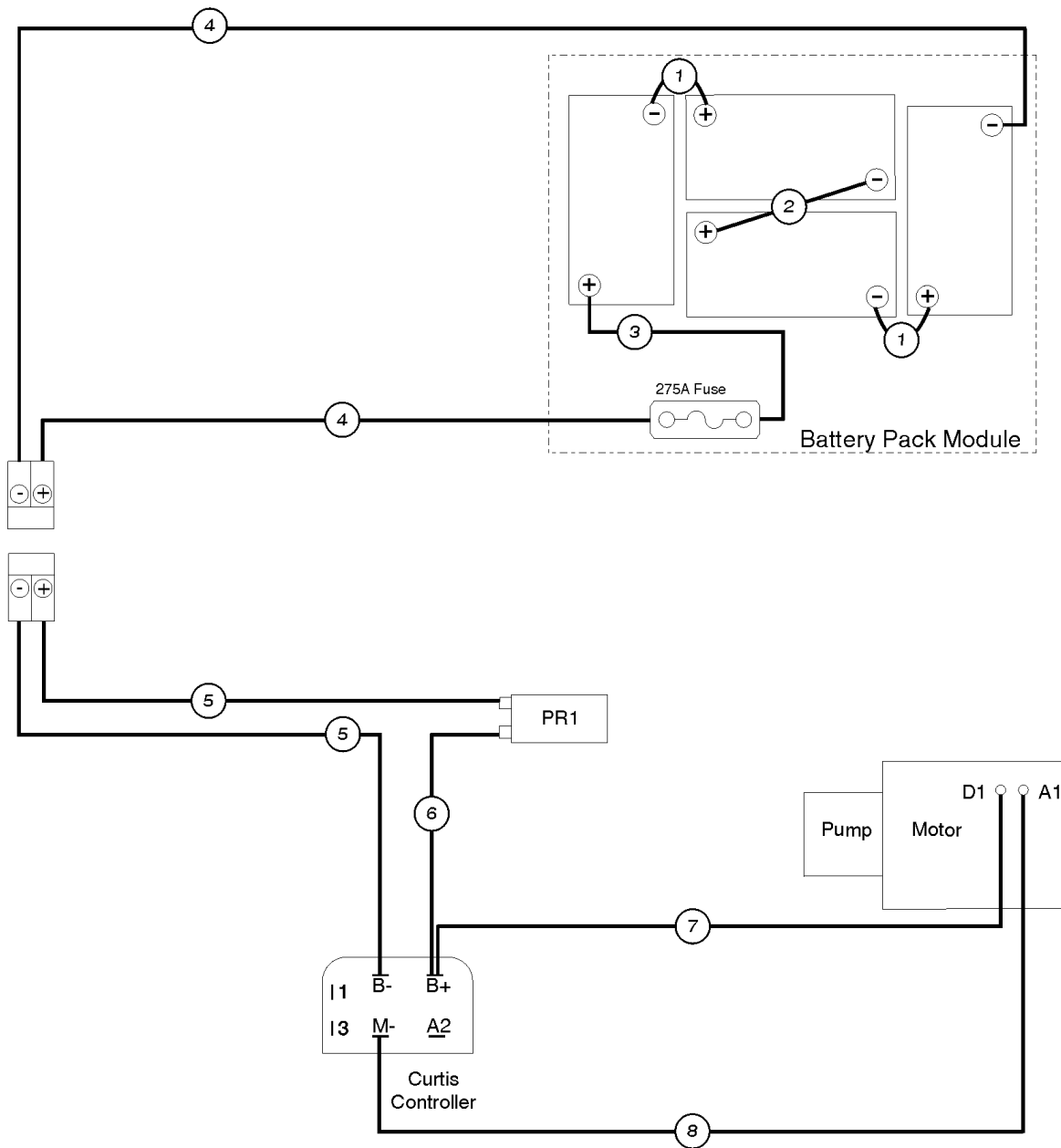
214.2 Hydraulic Hoses and Fittings (from serial number 35800)
(continued)

Item	Part No.	Description	Qty.	Item	Part No.	Description	Qty.
20	78864	HOSE ASSY, MAN/ACCUM, MINI....1 <i>Hose End - Female, Swivel (Parker No. 10658-4-2), Hose End - Female, Swivel (Parker No. 10658-4-2) and Hose, 1/8 inch Thermoplastic Medium Pressure (Parker No. 540G-2)</i>	1	31	78862	HOSE ASSY, HANDPUMP/R BRAKE 30.....1 <i>Hose End - Female, Swivel (Parker No. 10658-4-2), Hose End - Female, Swivel (Parker No. 10658-4-2) and Hose, 1/8 inch Thermoplastic Medium Pressure (Parker No. 540G-2)</i>	1
21	39879	CONNECTOR,070120-4-8.....1	1	32	39872	TEE,RUN,070428-4.....2	2
22	13757	TEE,RUN,070432-4.....1 <i>(to SN 53809)</i>	1				
22A	39872	TEE,RUN,070428-4.....1 <i>(from SN 53810)</i>	1				
23	39877	CONNECTOR,070120-4-4.....8	8				
24	78861	HOSE ASSY, MAN/HANDPUMP,GS30.....1 <i>Hose End - Female, Swivel (Parker No. 10658-4-2), Hose End - Female, Swivel (Parker No. 10658-4-2) and Hose, 1/8 inch Thermoplastic Medium Pressure (Parker No. 540G-2)</i>	1				
25	39506	HOSE ASSY,MANIFOLD/HANDPUMP.....1 <i>[hose end - female, swivel (Parker No. 10657-4-2), hose end - female, swivel (Parker No. 10657-4-2) and hose, 1/8 inch thermoplastic medium pressure (Parker No. 540-N)]</i>	1				
26	39873	ELBOW,070220-6-6.....1	1				
27	39874	ELBOW,070220-8-6.....1	1				
28	66945	HOSE ASSY,MNFLD. FILTER.....1 <i>Hose End - Barbed, Swivel (Parker No. 30682-10-12), Hose End - Barbed, Swivel (Parker No. 30582-8-8) and Hose, 3/4 inch Push-On (Parker No. 801-12)</i>	1				
28A	78683	HOSE,ASSY,MNFLD,FILTER.....1 <i>(from SN 49600) (Hose End - Barbed, Swivel (Parker No. 30682-10-12), Hose End - Barbed, Swivel (Parker No. 30582-8-8) and Hose, 3/4 inch Push-On (Parker No. 801-12)</i>	1				
29	48977	CONN,520120-12-16.....1	1				
--	48880	CAP,DIAGNOSTIC NIPPLE.....1	1				
30	47030	HOSE ASSY,HANDPUMP/LH BRAKE.....1 <i>Hose End - Female, Swivel (Parker No. 10658-4-2), Hose End - Female, Swivel (Parker No. 10658-4-2) and Hose, 1/8 inch Thermoplastic Medium Pressure (Parker No. 540G-2)</i>	1				

214.2 Hydraulic Hoses and Fittings (from serial number 35800)
(continued)

This Page Intentionally Left Blank

215.1 Power Cables - Drive Chassis (to serial number 27543, without contactor)

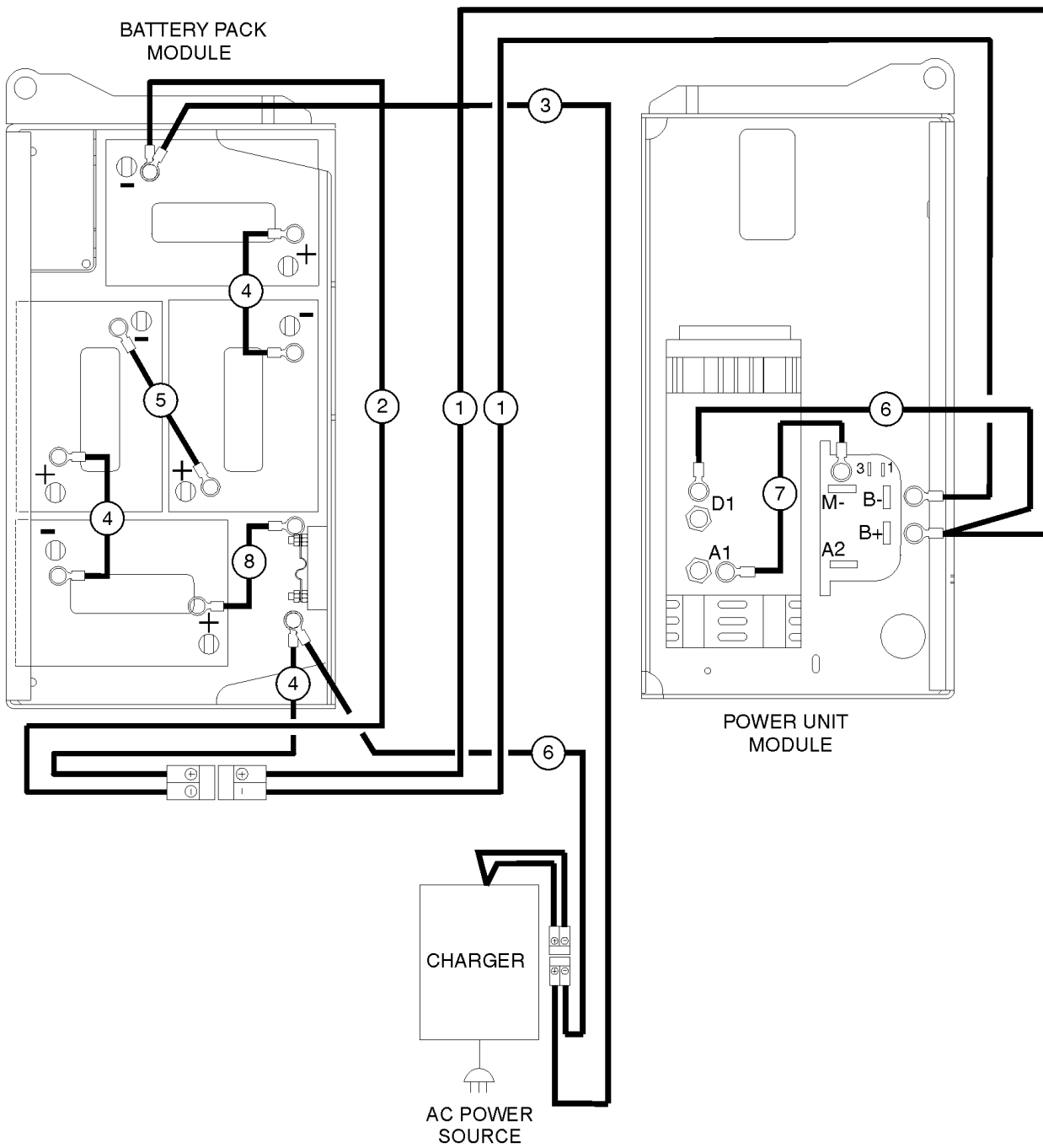


215.1 Power Cables - Drive Chassis (to serial number 27543, without contactor)

Item	Part No.	Description	Qty.	Item	Part No.	Description	Qty.
--		Ref. Fuse, 275A <i>(refer to Figures 204.1, 204.2, 204.3 and 204.4)</i>		--	19436	CONNECTOR,ANDERSON SB 175***	1
--	105902	HARNESS,GS15/1930 <i>from SN 1 to 12084; chassis wire harness (PLEASE CONTACT GENIE PARTS SALES FOR UNITS BEFORE SN 9999)</i>		5A	49902	BATTERY CABLE ASSY.BAT.MOD.GS.....	1
--	105903	HARNESS,GS15/1930 <i>from SN 12085 to 17407; chassis wire harness</i>		6	49903	CABLE ASSEMBLY,11"(SCISSORS).....	1
--	105904	HARNESS,GS30/2632/AUS32 <i>from SN 17408 to 27543; chassis wire harness</i>		7	49904	CABLE ASSEMBLY,13" RED.....	1
--	105911	E-DOWN HARNESS <i>from SN 1 to 27543; e-down wire harness, GS-1930</i>		8	49906	CABLE ASSEMBLY,13" BLACK.....	1
--	105977	E-DOWN HARNESS <i>from SN 1 to 27543; e-down wire harness, GS-1530</i>					
1	44244	BATTERY CABLE ASSY,3.5" RED.....	2				
		<i>(to SN 1999) (2 gauge)</i>					
1A	49907	BATTERY CABLE ASSY, 2.5"SCISS.....	2				
		<i>(from SN 2000) (2 gauge)</i>					
2	44243	BATTERY CABLE ASSY.8"(SCISR).....	1				
		<i>(to SN 1999) (2 gauge)</i>					
2A	49908	BATTERY CABLE ASSY.5.75"SCISS.....	1				
		<i>(from SN 2000) (2 gauge)</i>					
3	40552	CABLE ASSEMBLY,13"(SCISSORS).....	1				
		<i>(to SN 1999) (2 gauge)</i>					
3A	49905	CABLE ASSEMBLY,12"(SCISSORS).....	1				
		<i>(from SN 2000) (2 gauge)</i>					
4	46263	BATT. CABLE ASSY-CHASSIS, GS.....	1				
		<i>(to SN 1999) (2 gauge)</i>					
--	19436	CONNECTOR,ANDERSON SB 175***	1				
4A	49901	BATT. CABLE ASSY-CHASSIS, GS.....	1				
		<i>(from SN 2000) (2 gauge)</i>					
5	46264	BATTERY CABLE ASSY.BAT.MOD.GS.....	1				
		<i>(to SN 1999) (2 gauge)</i>					



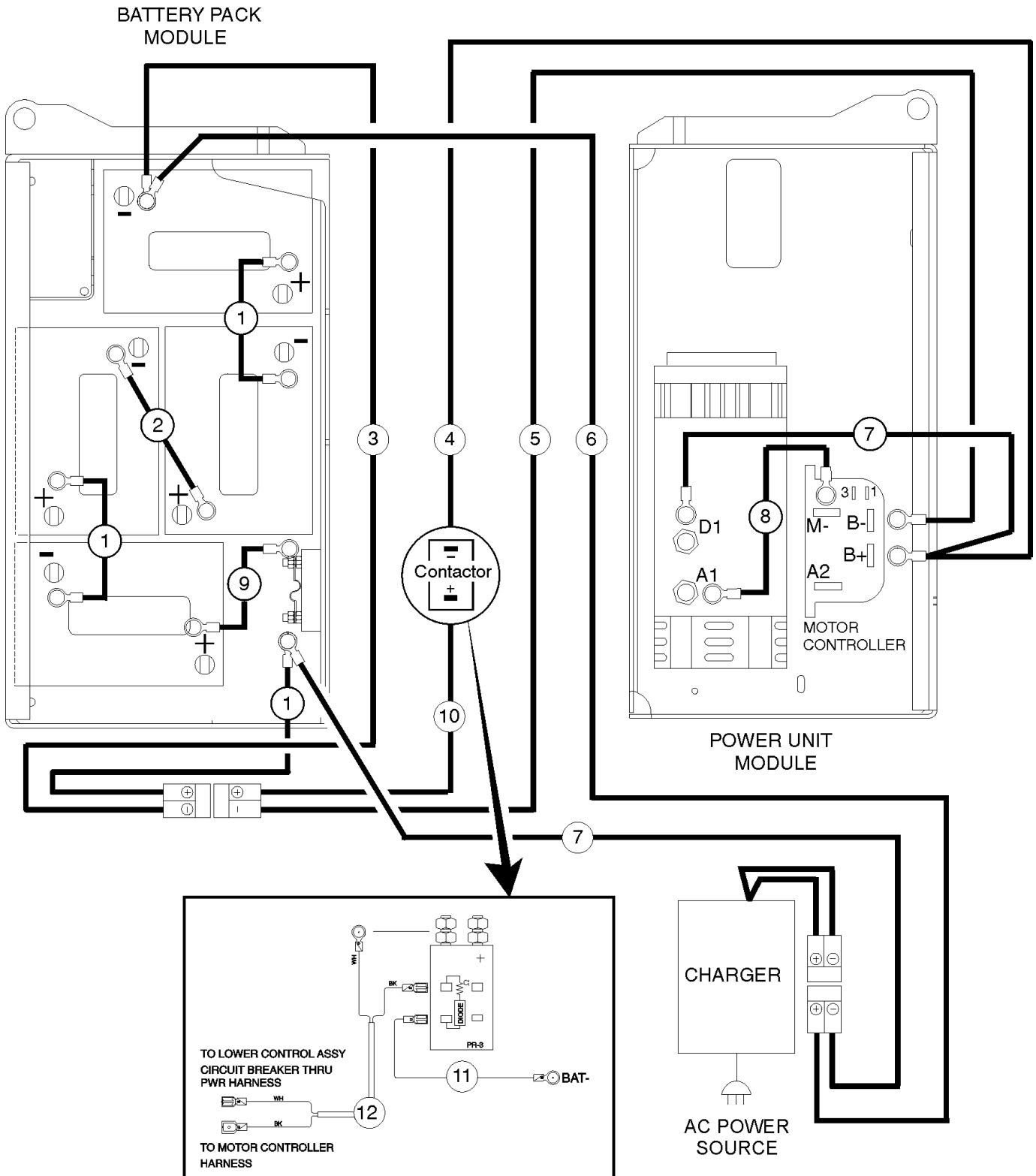
215.2 Power Cables - Drive Chassis (from serial number 27544, without contactor)



215.2 Power Cables - Drive Chassis (from serial number 27544, without contactor)

Item	Part No.	Description	Qty.	Item	Part No.	Description	Qty.
--		Ref. Fuse, 275A <i>(refer to Figures 204.1, 204.2, 204.3 and 204.4)</i>		5	49908	BATTERY CABLE ASSY.5.75"SCISS.....6-inches	
--	105904	HARNESS,GS30/2632/AUS32 <i>from SN 27544 to 52508; chassis wire harness</i>		6	49906	CABLE ASSEMBLY,13" BLACK.....13-inches	
--	105905	HARNESS,GS30/2632/AUS32 <i>from SN 52509 to 53999; chassis wire harness</i>		7	49904	CABLE ASSEMBLY,13" RED.....13-inches	
--	105906	HARNESS,GS30/2632/AUS32 <i>from SN 54000 to 59999; chassis wire harness</i>		8	40552	CABLE ASSEMBLY,13"(SCISSORS).13-inches	
--	105911	E-DOWN HARNESS <i>from SN 27544 to 59999; e-down wire harness, GS-1930</i>					
--	105977	E-DOWN HARNESS <i>from SN 27544 to 59999; e-down wire harness, GS-1530</i>					
1	46263	BATT. CABLE ASSY-CHASSIS, GS.....1					
--	19436	CONNECTOR,ANDERSON SB 175***.....1					
--	32148	WELDING CABLE #2 BLACK.....102-inches					
--	32149	WELDING CABLE #2 RED.....113-inches					
2	49902	BATTERY CABLE ASSY.BAT.MOD.GS.....1					
--	19436	CONNECTOR,ANDERSON SB 175***.....1					
--	32148	WELDING CABLE #2 BLACK.....58-inches					
--	32149	WELDING CABLE #2 RED.....26-inches					
3	47476	HARNESS,CHARGING-GS30.....1					
--	66411	CONNECTOR, SB 50 AMP HOUSING.....1					
--	94340	WIRE,10 GA,RED,GXL ***.....108-inches					
--	94341	WIRE,10 GA,BLACK,GXL ***.....84-inches					
4	49907	BATTERY CABLE ASSY, 2.5"SCISS.....3-inches <i>from SN 27544 to 52508</i>					
4A	78716	BATTERY CABLE ASSY,RED.....5.5-inches <i>from SN 52509 to 59999</i>					

215.3 Power Cables - Drive Chassis (from serial number 27544, with contactor)

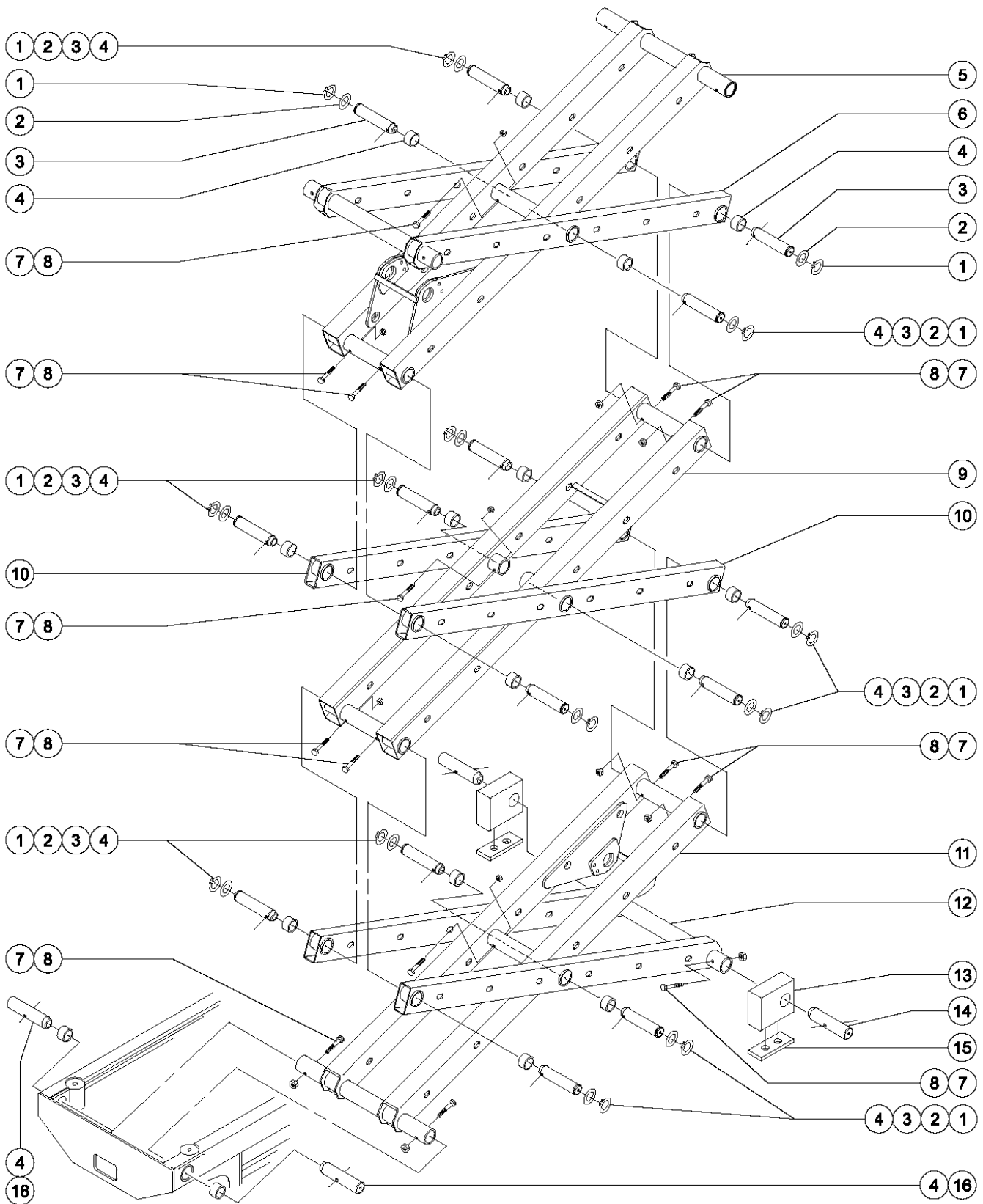


215.3 Power Cables - Drive Chassis (from serial number 27544, with contactor)

Item	Part No.	Description	Qty.	Item	Part No.	Description	Qty.
--		Ref. Fuse, 275A <i>(refer to Figures 204.1, 204.2, 204.3 and 204.4)</i>		--	94340	WIRE,10 GA,RED,GXL***.....108-inches	
--	105904	HARNESS,GS30/2632/AUS32 <i>from SN 27544 to 52508; chassis wire harness</i>		--	94341	WIRE,10 GA,BLACK,GXL***.....84-inches	
--	105905	HARNESS,GS30/2632/AUS32 <i>from SN 52509 to 53999; chassis wire harness</i>		7	49906	CABLE ASSEMBLY,13" BLACK.....13-inches	
--	105906	HARNESS,GS30/2632/AUS32 <i>from SN 54000 to 59999; chassis wire harness</i>		8	49904	CABLE ASSEMBLY,13" RED.....13-inches	
--	105911	E-DOWN HARNESS <i>from SN 27544 to 59999; e-down wire harness, GS-1930</i>		9	40552	CABLE ASSEMBLY,13"(SCISSORS).13-inches	
--	105977	E-DOWN HARNESS <i>from SN 27544 to 59999; e-down wire harness, GS-1530</i>		10	233371	CABLE ASSY, BATT, 23"RD.....1	
1A	49907	BATTERY CABLE ASSY, 2.5"SCISS.....3-inches <i>from SN 27544 to 52508</i>		11	232582	GROUND WIRE ASSY,GS.....1	
1B	78716	BATTERY CABLE ASSY,RED.....5.5-inches <i>from SN 52509 to 59999</i>		12	233431	HRNS,CONTACTOR SIGNL,GS30/32.....1	
2	49908	BATTERY CABLE ASSY.5.75"SCISS.....6-inches					
3	49902	BATTERY CABLE ASSY.BAT.MOD.GS.....1					
--	19436	CONNECTOR,ANDERSON SB 175***.....1					
--	32148	WELDING CABLE #2 BLACK.....58-inches					
--	32149	WELDING CABLE #2 RED.....26-inches					
4	233368	CABLE ASSY, BATT,69" RED.....1					
5	46263	BATT. CABLE ASSY-CHASSIS, GS.....1					
--	19436	CONNECTOR,ANDERSON SB 175***.....1					
--	32148	WELDING CABLE #2 BLACK.....102-inches					
--	32149	WELDING CABLE #2 RED.....113-inches					
6	47476	HARNESS,CHARGING-GS30.....1					
--	66411	CONNECTOR, SB 50 AMP HOUSING.....1					



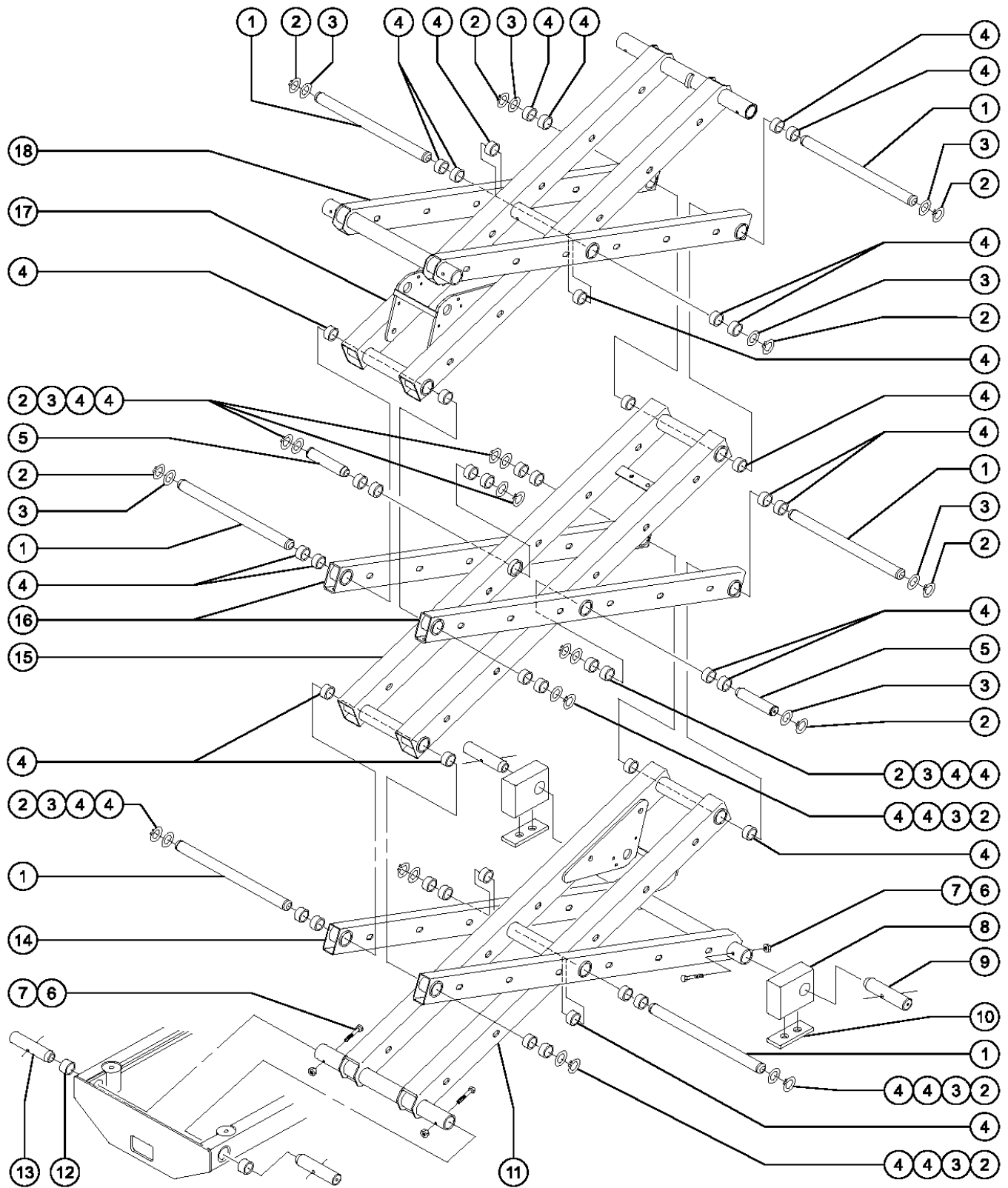
301.1 Scissor Assembly, GS-1530, View 1 (to serial number 631)



301.1 Scissor Assembly, GS-1530, View 1 (to serial number 631)

Item	Part No.	Description	Qty.
1	18384	SNAP RING,EXTERNAL,1.75 DIA.....14 (4.4 cm)	14
2	39127	WASHER,SCIS ARM,1.79X2.25X.120.....14 (4.5 cm)	14
3	39094	PIN,1.75 X 8.187"LG.,SCR.....14 (20.8 x 4.45 cm)	14
4	39274	BEARING,1.75ID X 2"OD X 2.5"LG.....16 (4.45 x 5.08 x 6.35 cm)	16
5	44213	ARM-#3 INNER (GS-1530).....1 (bearings are listed in figure 302.1)	1
6	44161	ARM-#3 OUTER (GS-1530).....1 (includes item 4)	1
7	14033	SCREW,HHC,3/8-16 X 2.75.....18	18
8	4828	NUT,NYLOCK,3/8-16.....18	18
9	44231	ARM-#2 INNER (GS15/GS19)**.....1	1
10	44162	ARM-#2 OUTR.GS1530 & #3 OUTR.....2 (includes item 4)	2
11	44214	ARM-#1 INNER W/DECALS,GS15/19.....1 (bearings are listed in figure 302.1)	1
12	44746	ARM-#1 OUTER (GS1530,GS1930).....1 (includes item 4)	1
13	47158	SLIDER BLOCK.....2	2
14	39095	PIN,1.75DIA X 7.35LG,CHAMFER.....2 (18.66 x 4.445 cm)	2
15	47599	WEAR PAD, SLIDER.....2	2
16	47102	PIN,1.75DIA.X7.94LG, 1HOLE.....2 (20.17 x 4.445 cm)	2

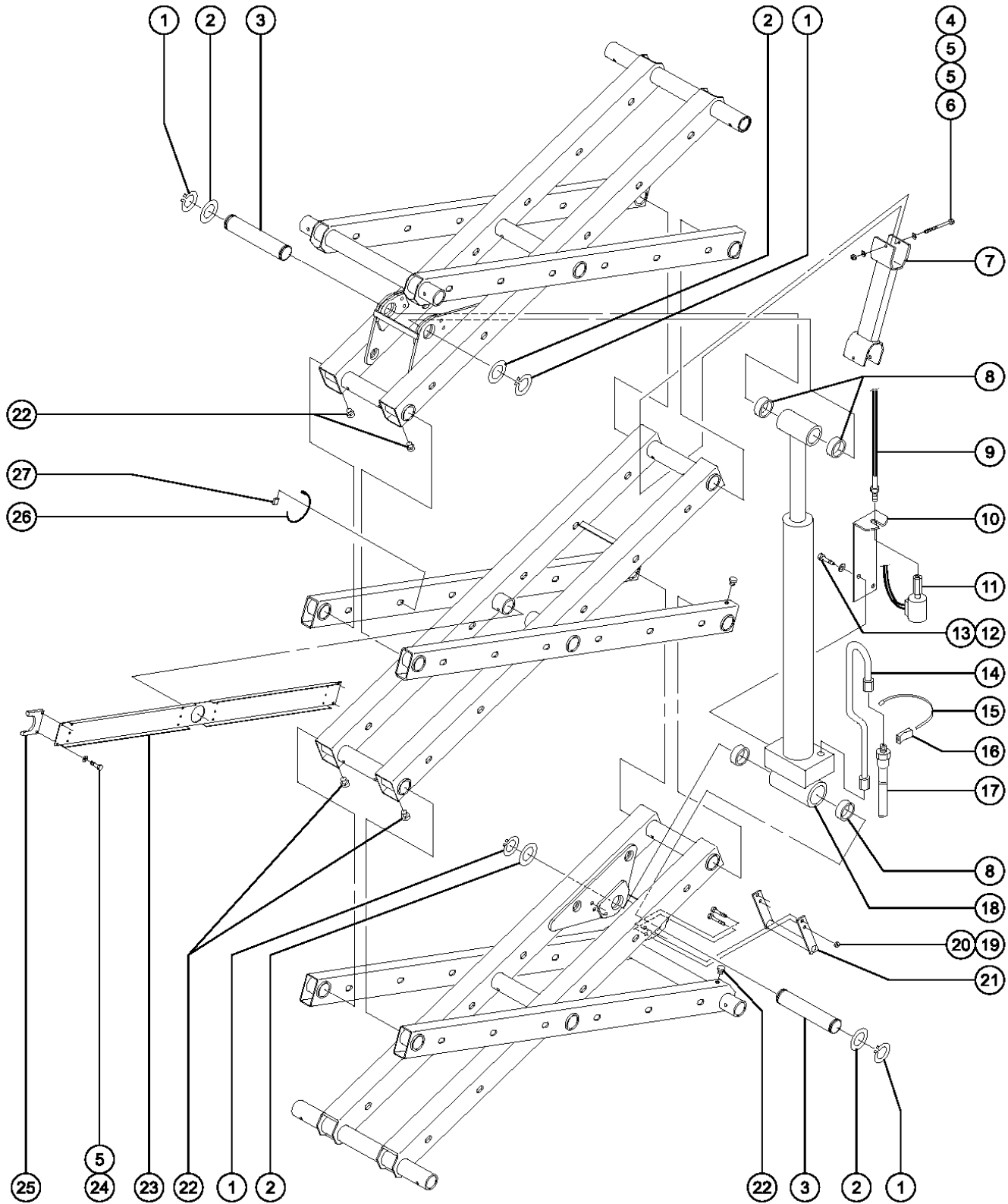
301.2 Scissor Assembly, GS-1530, View 1 (from serial number 632 to 2130)



301.2 Scissor Assembly, GS-1530, View 1 (from serial number 632 to 2130)

Item	Part No.	Description	Qty.
1	47595	PIN,1.50DIA X 21.03LG,2RING.....6 (53.41 x 3.81 cm)	6
2	18383	SNAP RING,EXTERNAL,1.5 DIA***16 (3.81 cm)	16
3	39835	WASHER,SCIS ARM,1.54X2.00X.125.....16	16
4	66055	BEARING,1.50IDX1.77ODX1.25L..44 (3.8 x 4.5 x 3.2 cm)	44
5	47655	PIN,1.50DIA X 7.42LG,2RING.....2 (3.8 x 18.846 cm)	2
6	4828	NUT,NYLOCK,3/8-16.....4	4
7	14033	SCREW,HHC,3/8-16 X 2.75.....4	4
8	47158	SLIDER BLOCK.....2	2
9	39095	PIN,1.75DIA X 7.35LG,CHAMFER....2 (4.45 x 19.1 cm)	2
10	47599	WEAR PAD, SLIDER.....2 (10.16 x 5.08 x 0.64 cm)	2
11	48382	ARM-#1 INNER W/DECALS,GS15/19.....1 (includes 4 each, item 4)	1
11A	48678	ARM-#1 INNER W/DECALS,GS15/19.....1 (from SN 2131) (includes 4 each, item 4)	1
12	51763	BEARING,FL,1.75IDX2.25ODX.85L.2	2
13	47102	PIN,1.75DIA.X7.94LG, 1HOLE.....2 (4.45 x 20.17 cm)	2
14	48381	ARM-#1 OUTER (GS1530,GS1930).....1 (includes 8 each, item 4)	1
15	48384	ARM-#2 INNER (GS1530/GS1930).....1 (includes 8 each, item 4)	1
16	48383	ARM-#2 OUTR.GS1530 & #3 OUTR.....2 (includes 6 each, item 4)	2
17	48386	ARM-#3 INNER (GS-1530).....1 (to SN 2130) (includes 4 each, item 4)	1
17A	48680	ARM-#3 INNER (GS-1530).....1 (from SN 2131) (includes 4 each, item 4)	1
18	48385	ARM-#3 OUTER (GS-1530).....1 (includes 8 each, item 4)	1

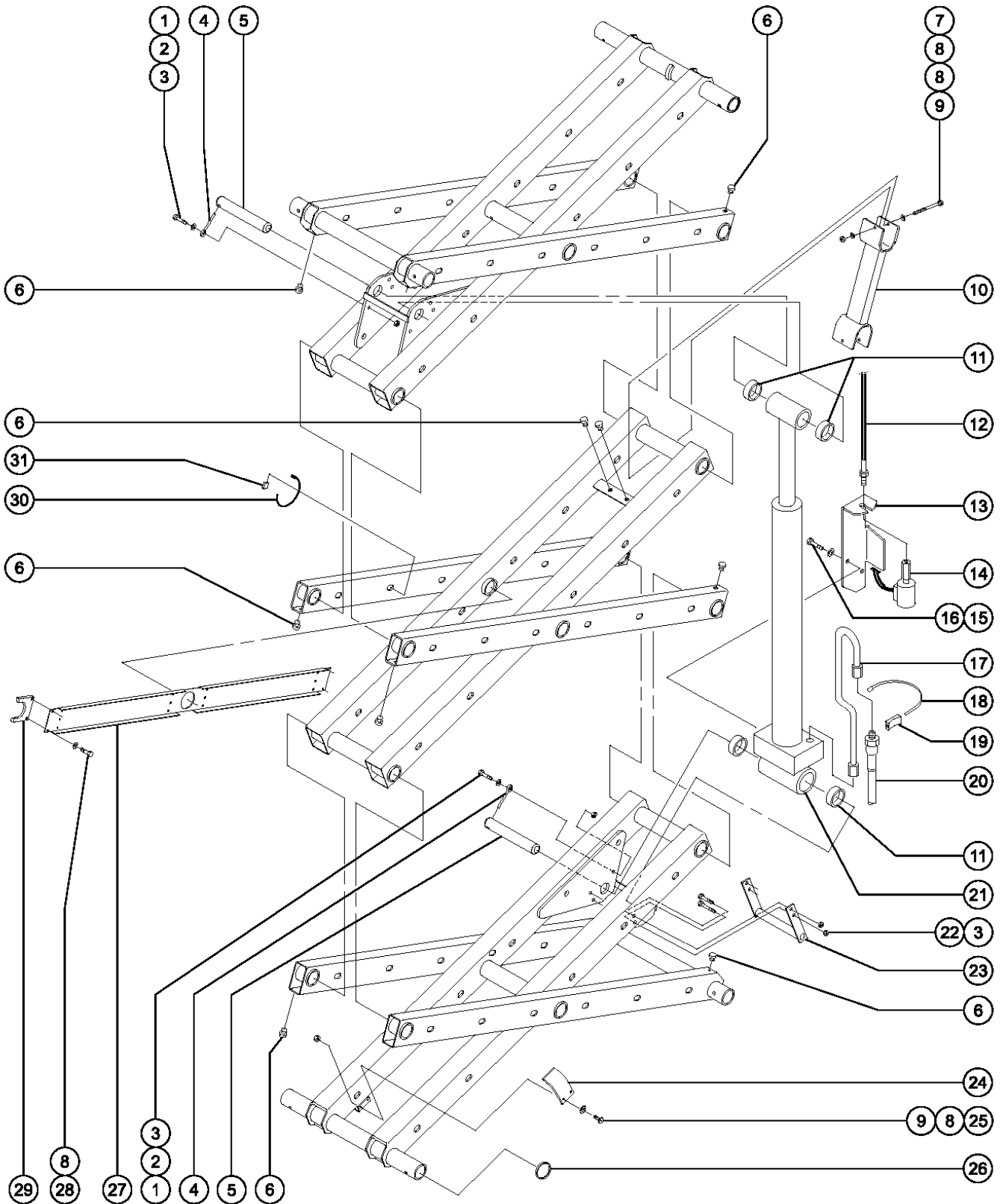
302.1 Scissor Assembly, GS-1530, View 2 (to serial number 631)



302.1 Scissor Assembly, GS-1530, View 2 (to serial number 631)

Item	Part No.	Description	Qty.	Item	Part No.	Description	Qty.
1	18384	SNAP RING,EXTERNAL,1.75 DIA.....4 (4.44 cm)	4	22	47502	BUMPER,1.25 INCH O.D.,SCISSORS.....12 (3.2 cm)	12
2	39127	WASHER,SCIS ARM,1.79X2.25X.120.....4	4	23	47711	BRACKET,MAIN CABLE BRIDGE***1	1
3	39096	PIN,1.75 X 8.686"LG.,SCR.....2 (22.06 x 4.445 cm)	2	24	8914	SCREW,HHC,1/4-20 X .625.....4	4
4	6115	SCREW,HHC,1/4-20 X 3.5.....1	1	25	47164	SPACER,CABLE BRIDGE.....2	2
5	6638	WASHER,FLAT,USS,1/4"Y.....6	6	26	21121	CABLE TIE,4" BLK,HEAT RESISTNT.....10 <i>Quantity listed for this item is approximate. Actual quantity may vary to ensure proper fit.</i>	10
6	6091	NUT,NYLOCK,1/4-20.....1	1	27	39560	CLIP,CABLE TIE MOUNT.....10 <i>Quantity listed for this item is approximate. Actual quantity may vary to ensure proper fit.</i>	10
7		Ref. Safety Arm.....1 (refer to Figure 302.3)	1				
8	39275	BEARING,1.75ID X 2"OD X .75"LG.....4 (4.45 x 5.1 x 1.9 cm)	4				
9		Ref. Cable - Manual Lowering.....4 (refer to Figure 202.1)	4				
10	41557-S	CABLE BRACKET,PAINTED.....1	1				
11	66465	VALVE,W/NC SOLENOID,MANUAL***1	1				
--	84422	COIL-SOLENOID VALVE,20V DC***1 (direct replacement for 66467)	1				
12	7339	SCREW,HHC,1/4-20 X .5.....2	2				
13	6356	WASHER,LOCK,.25.....2	2				
14	47012	FLARE TUBE ASSY,LIFT CYLINDER.....1	1				
15	66098	CABLE TIE,9" X .5.....1	1				
16	47046	CABLE TIE MOUNT.....1	1				
17		Ref. Hydraulic Hoses and Fittings.....1 (refer to Figure 213.1)	1				
18	48685	CYLINDER ASSY,LIFT,GS1530.....1 (complete)	1				
--	39274	BEARING,1.75ID X 2"OD X 2.5"LG (4.5 x 5.1 x 6.4 cm)	1				
--	39878	CONNECTOR,070120-6-6.....1	1				
--	44249	SEAL KIT 46221 & 46222(SCISR)...1	1				
--	55559	ORIFICE,LONG, .046.....1 (1.17 mm)	1				
19	4828	NUT,NYLOCK,3/8-16.....4	4				
20	6019	SCREW,HHC,3/8-16 X 1.25 GRD 5.....4	4				
21	39270P	POTHOLE ACTUATOR PUSHER WLDMT.....1	1				

302.2 Scissor Assembly, GS-1530, View 2 (from serial number 632 to 23567)

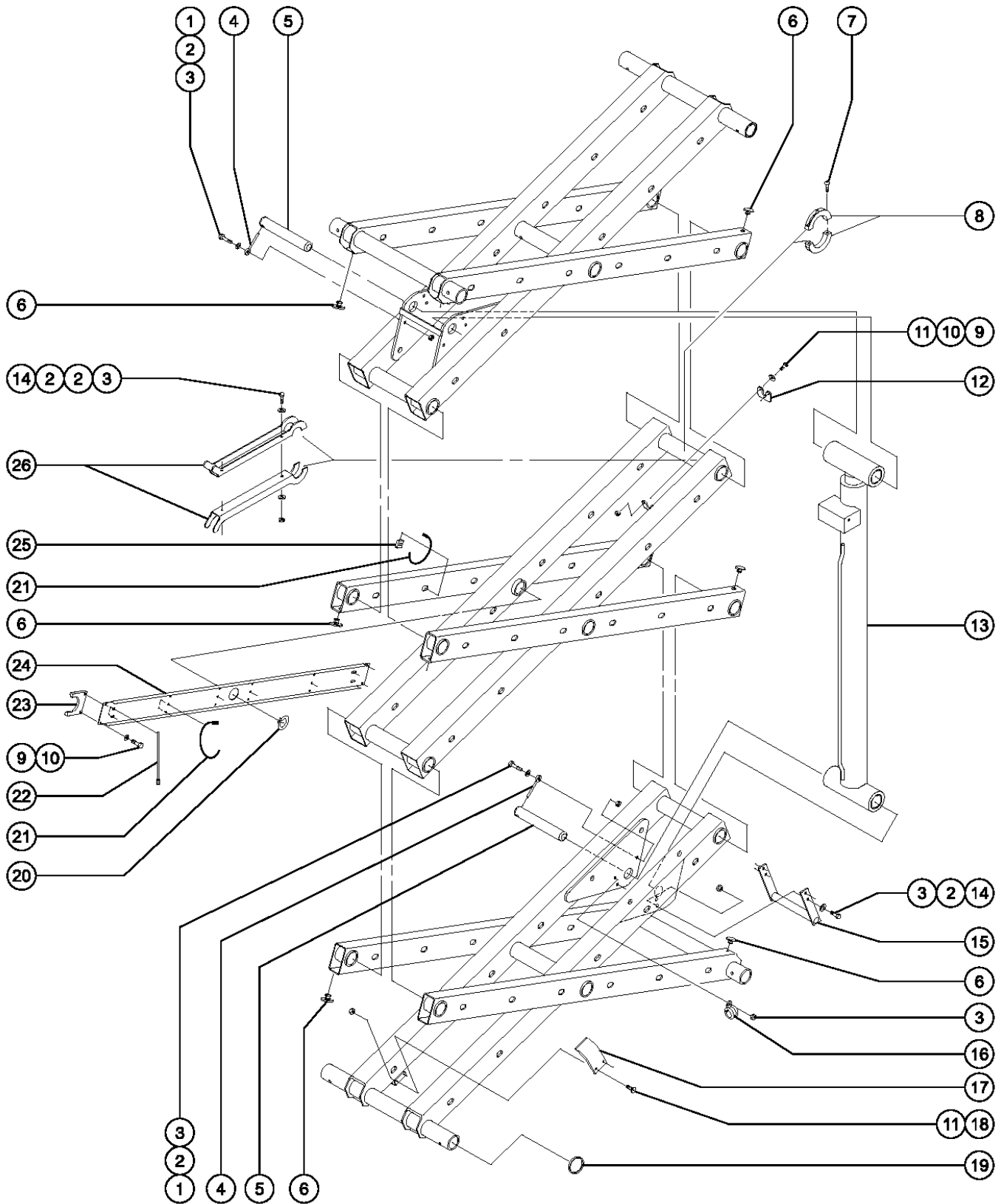


302.2 Scissor Assembly, GS-1530, View 2 (from serial number 632 to 23567)

Item	Part No.	Description	Qty.	Item	Part No.	Description	Qty.
1	8516	SCREW,HHC,3/8-16 X 1.50,GR5.....	2	--	55559	ORIFICE,LONG, .046.....	1 <i>(1.1684 mm)</i>
2	6097	WASHER,FLAT,USS,3/8",Y.....	2	--	78910	SEAL KIT, 55715 DY LIFTCYL.....	1 <i>(Dong Yang)</i>
3	4828	NUT,NYLOCK,3/8-16.....	6	21A	55715	CYLINDER-LIFT,GS30.....	1 <i>(included in update kit 58125, from SN 23568)</i>
4	45226	ROD END,.375 X 3.69.....	2	22	6019	SCREW,HHC,3/8-16 X 1.25 GRD 5.....	4
5	39096	PIN,1.75 X 8.686"LG.,SCR.....	2 <i>(23.37 x 4.445 cm) (to SN 2130)</i>	23	39270P	POTHOLE ACTUATOR PUSHER WLDMT.....	1
5A	47666	PIN,1.50DIA X 8.95LG,1HOLE.....	2 <i>(22.73 x 3.81 cm) (from SN 2131)</i>	24	47573P	PLATE,LIFT ARM CAM GS1530.....	1
6	47502	BUMPER,1.25 INCH O.D.,SCISSORS.....	14 <i>(3.2 cm)</i>	25	6090	SCREW,HHC,1/4-20 X .75.....	2
7	6115	SCREW,HHC,1/4-20 X 3.5.....	1	26	39127	WASHER,SCIS ARM,1.79X2.25X.120.....	1
8	6638	WASHER,FLAT,USS,1/4"Y.....	6	27	47711P	BRACKET,MAIN CABLE BRIDGE....	1
9	6091	NUT,NYLOCK,1/4-20.....	3	28	8914	SCREW,HHC,1/4-20 X .625.....	4
10		Ref. Safety Arm.....	3 <i>(refer to Figure 302.3)</i>	29	47164	SPACER,CABLE BRIDGE.....	2
11	39274	BEARING,1.75ID X 2"OD X 2.5"LG.....	4	30	21121	CABLE TIE,4" BLK,HEAT RESISTNT.....	10 <i>Quantity listed for this item is approximate. Actual quantity may vary to ensure proper fit.</i>
12		Ref. Cable - Manual Lowering.....	4 <i>(refer to Figure 202.1 or 202.2)</i>	31	39560	CLIP,CABLE TIE MOUNT.....	10 <i>Quantity listed for this item is approximate. Actual quantity may vary to ensure proper fit.</i>
13	41557-S	CABLE BRACKET,PAINTED.....	1				
14	66465	VALVE,W/NC SOLENOID,MANUAL***.....	1				
--	84422	COIL-SOLENOID VALVE,20V DC***.....	1 <i>(direct replacement for 66467)</i>				
15	7339	SCREW,HHC,1/4-20 X .5.....	2				
16	6356	WASHER,LOCK,..25.....	2				
17	47012	FLARE TUBE ASSY,LIFT CYLINDER.....	1				
18	66098	CABLE TIE,9" X .5.....	1				
19	47046	CABLE TIE MOUNT.....	1				
20		Ref. Hydraulic Hoses and Fittings.....	1 <i>(refer to Figure 213.1)</i>				
21	58125	CYLINDER UPDATE GS-1530**.....	1 <i>(to SN 23569) (complete)</i>				
--	39274	BEARING,1.75ID X 2"OD X 2.5"LG.....	1 <i>(to SN 2130)</i>				
--	39878	CONNECTOR,070120-6-6.....	1				
--	44249	SEAL KIT 46221 & 46222(SCISR)...	1 <i>(Texas Hydraulic)</i>				
--	45071	BEARING,1.5ID X 1.75OD X 1.5L.....	1 <i>(from SN 2131)</i>				



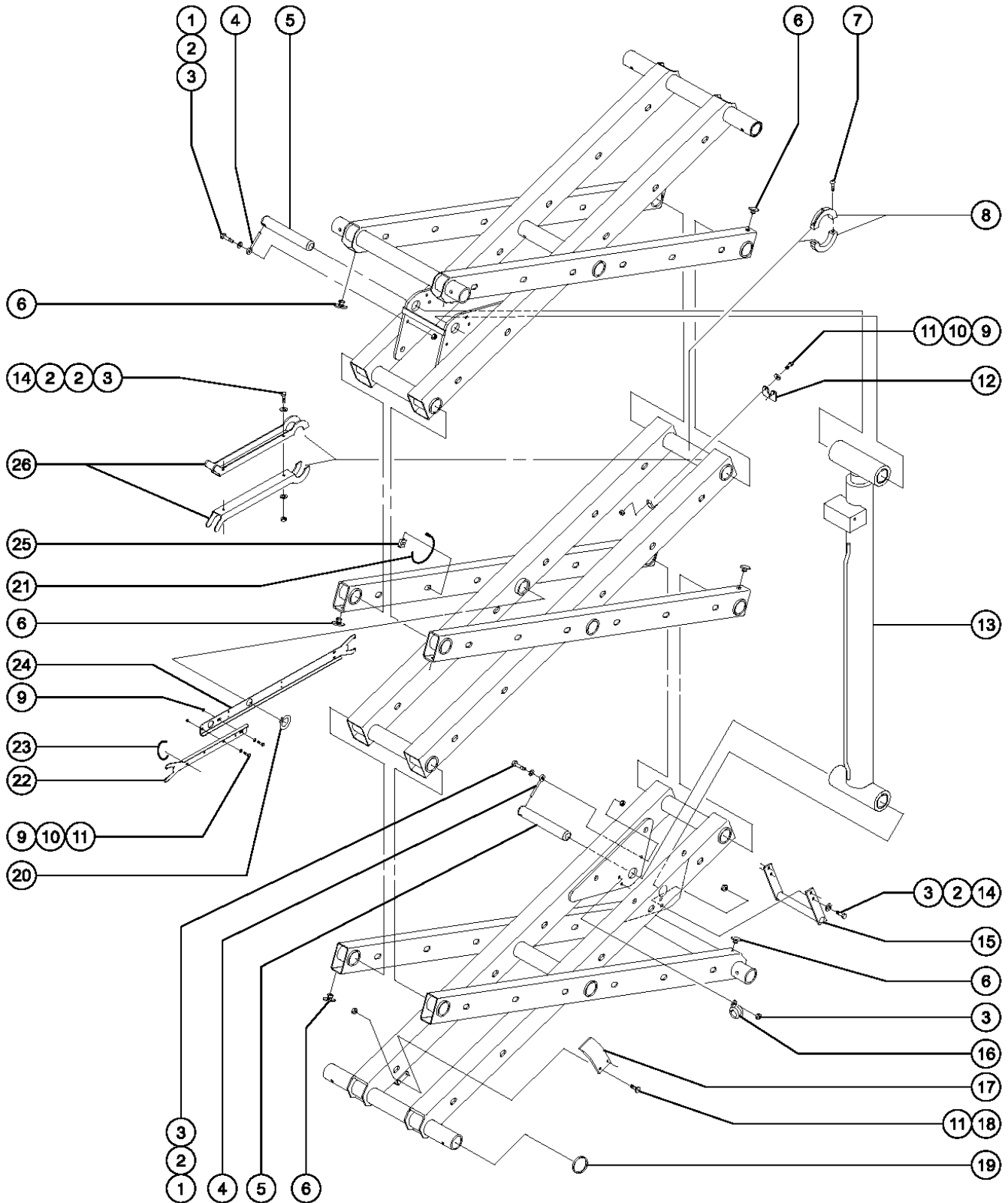
302.3 Scissor Assembly, GS-1530, View 2 (from serial number 23568 to 50515)



302.3 Scissor Assembly, GS-1530, View 2 (from serial number 23568 to 50515)

Item	Part No.	Description	Qty.
1	8516	SCREW,HHC,3/8-16 X 1.50,GR5.....	2
2	6097	WASHER,FLAT,USS,3/8",Y.....	10
3	4828	NUT,NYLOCK,3/8-16.....	16
4	45226	ROD END,.375 X 3.69..... (0.95 x 8.2 cm)	2
5	47666	PIN,1.50DIA X 8.95LG,1HOLE..... (from SN 2131) (22.73 x 3.81 cm)	2
6	47502	BUMPER,1.25 INCH O.D.,SCISSORS..... (to SN 50514) (3.2 cm)	14
7	11966	SCREW,BHHS,1/4-20 X 1.5.....	2
8	55487	CROSS TUBE COLAR, GS30\32.....	1
9	6888	SCREW,HHC,1/4-20 X 1.....	7
10	6638	WASHER,FLAT,USS,1/4"Y.....	7
11	6091	NUT,NYLOCK,1/4-20.....	5
12	55336	CHOCK STOP CUSHION.....	1
13		Ref. Lift Cylinder Assembly..... (refer to Figure 305.1)	1
14	6019	SCREW,HHC,3/8-16 X 1.25 GRD 5.....	6
15	39270P	POTHOLE ACTUATOR PUSHER WLDMT.....	1
16	45454	CLAMP,RUB CUSH,0.75,#12 X 3/8*.....	8
17	47573P	PLATE,LIFT ARM CAM GS1530.....	1
18	8514	SCREW,FHS,1/4-20 X .75.....	2
19	39127	WASHER,SCIS ARM,1.79X2.25X.120.....	1
20	18383	SNAP RING,EXTERNAL,1.5 DIA***.....	1
21	28443	CABLE TIE,11.5" BLACK..... (29.2 cm)	2
22	66098	CABLE TIE,9" X .5..... (22.9 cm)	2
23	47164	SPACER,CABLE BRIDGE.....	2
24	47711P	BRACKET,MAIN CABLE BRIDGE.... (to SN 50515)	1
25	39560	CLIP,CABLE TIE MOUNT..... Quantity listed for this item is approximate. Actual quantity may vary to ensure proper fit.	10
26	58000	SAFETY CHOCK,SCISSOR.....	1

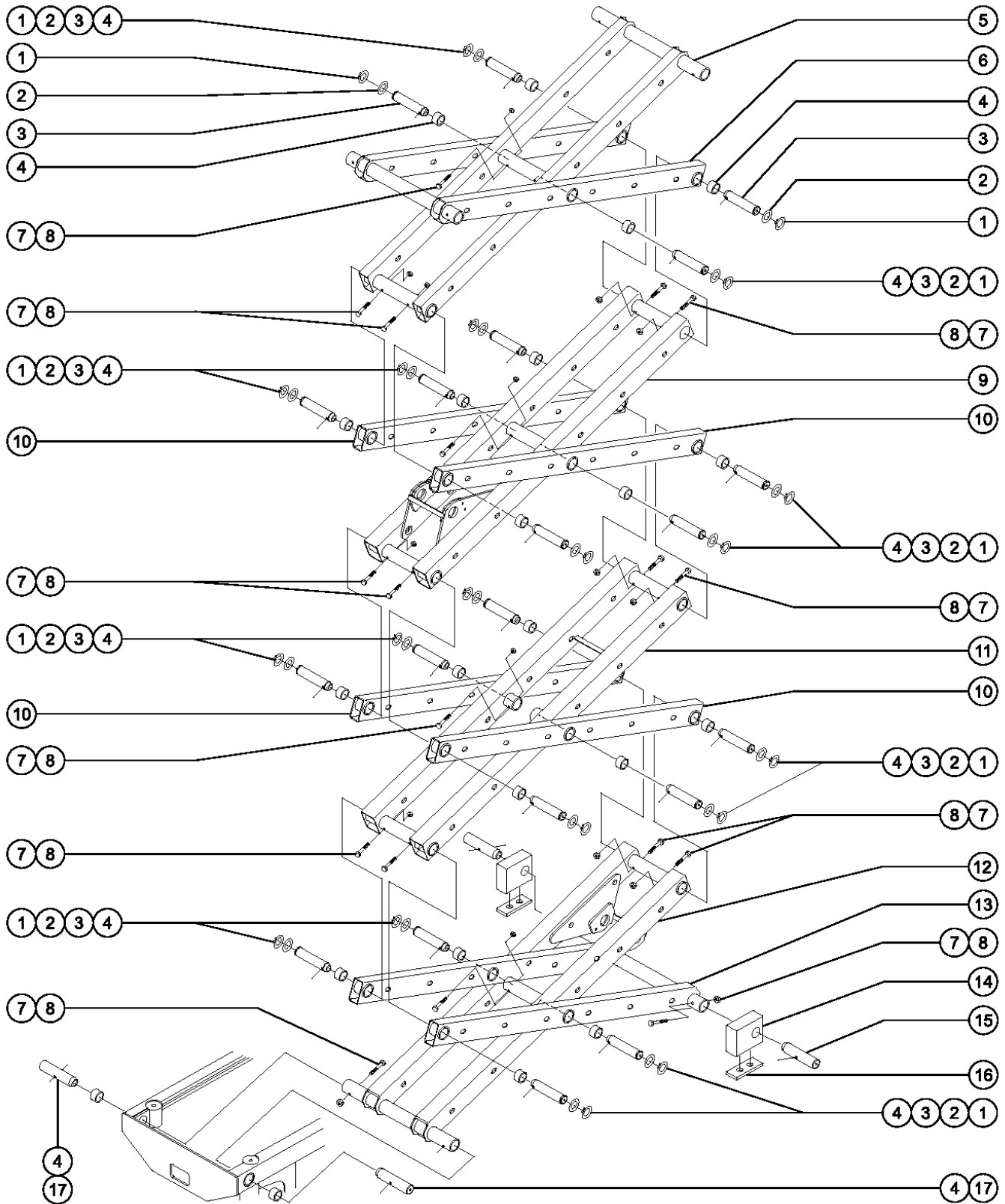
302.4 Scissor Assembly, GS-1530, View 2 (from serial number 50515)



302.4 Scissor Assembly, GS-1530, View 2 (from serial number 50515)

Item	Part No.	Description	Qty.
1	8516	SCREW,HHC,3/8-16 X 1.50,GR5.....	2
2	6097	WASHER,FLAT,USS,3/8",Y.....	10
3	4828	NUT,NYLOCK,3/8-16.....	12
4	45226	ROD END,.375 X 3.69..... (0.95 x 8.2 cm)	2
5	47666	PIN,1.50DIA X 8.95LG,1HOLE..... (22.73 x 3.81 cm) (from SN 2131)	2
6	47502	BUMPER,1.25 INCH O.D.,SCISSORS..... (3.2 cm)	14
7	11966	SCREW,BHHS,1/4-20 X 1.5.....	2
8	55487	CROSS TUBE COLAR, GS30\32.....	1
9	6888	SCREW,HHC,1/4-20 X 1.....	7
10	6638	WASHER,FLAT,USS,1/4"Y.....	7
11	6091	NUT,NYLOCK,1/4-20.....	5
12	55336	CHOCK STOP CUSHION.....	1
13		Ref. Lift Cylinder Assembly..... (refer to Figure 205.1)	1
14	6019	SCREW,HHC,3/8-16 X 1.25 GRD 5.....	6
15	39270P	POTHOLE ACTUATOR PUSHER WLDMT.....	1
16	45454	CLAMP,RUB CUSH,0.75,#12 X 3/8*.....	8
17	47573P	PLATE,LIFT ARM CAM GS1530.....	1
18	8514	SCREW,FHS,1/4-20 X .75.....	2
19	39127	WASHER,SCIS ARM,1.79X2.25X.120.....	1
20	18383	SNAP RING,EXTERNAL,1.5 DIA***.....	1
21	28443	CABLE TIE,11.5" BLACK..... (29.2 cm)	2
22	78687	FORMING, CABLE BRIDGE, UPPER.....	1
23	66098	CABLE TIE,9" X .5.....	2
24	78686	FORMING,CABLE BRIDGE,MAIN***.....	1
25	39560	CLIP,CABLE TIE MOUNT..... (quantity listed for this item is approximate. Actual quantity may vary to ensure proper fit)	10
26	58000	SAFETY CHOCK,SCISSOR..... (includes 2 each, items 2, 3 and 14)	1

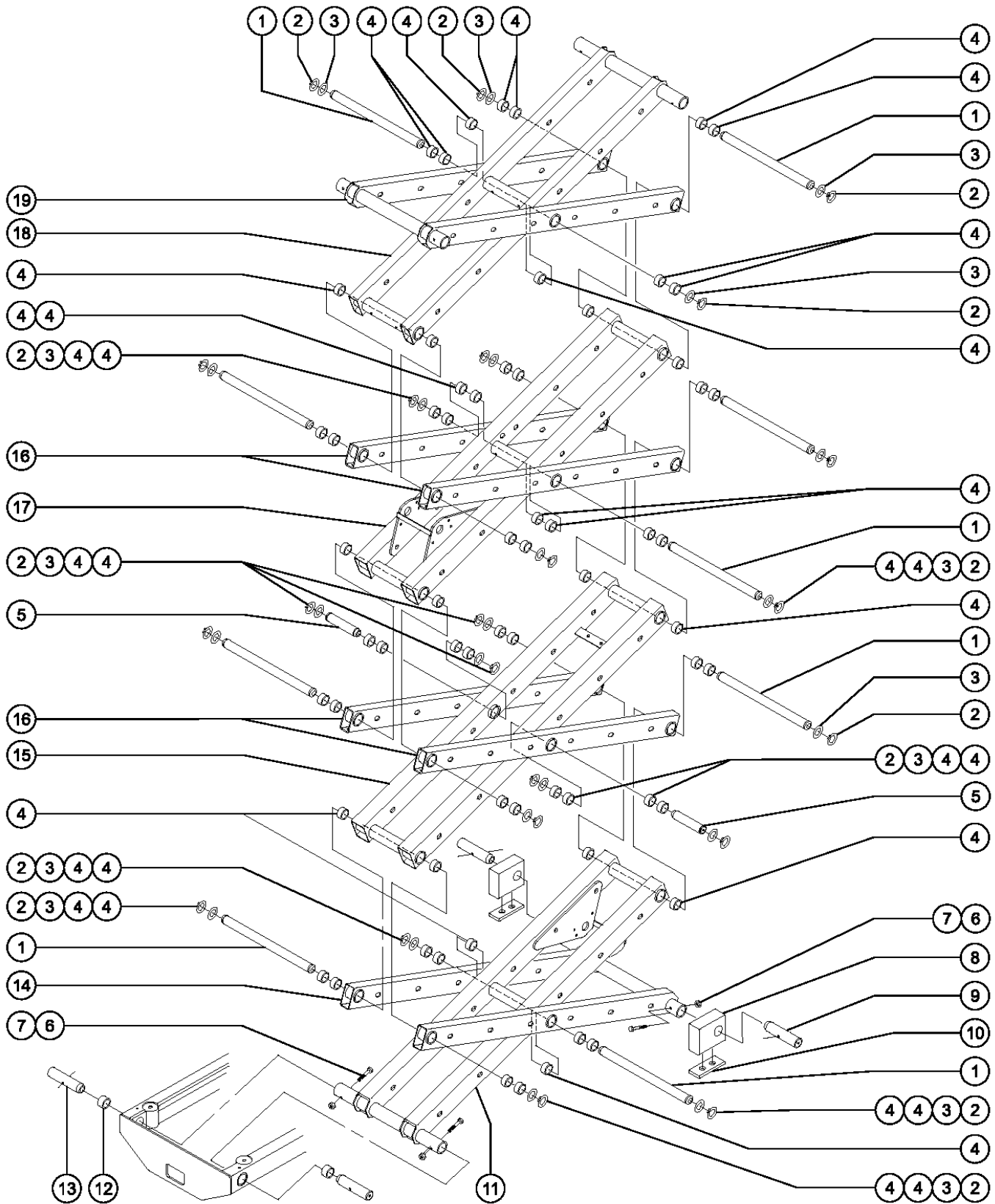
303.1 Scissor Assembly, GS-1930, View 1 (to serial number 631)



303.1 Scissor Assembly, GS-1930, View 1 (to serial number 631)

Item	Part No.	Description	Qty.
1	18384	SNAP RING,EXTERNAL,1.75 DIA.....	20
2	39127	WASHER,SCIS ARM,1.79X2.25X.120.....	20
3	39094	PIN,1.75 X 8.187"LG.,SCR.....	20
		(20.8 x 4.445 cm)	
4	39274	BEARING,1.75ID X 2"OD X 2.5"LG.....	22
		(4.45 x 5.08 x 6.35 cm)	
5	46244	ARM-#4 INNR, PLATFORM (1930).....	1
		(includes 2 each, item 4)	
6	44161	ARM-#3 OUTER (GS-1530).....	1
		(includes 4 each, item 4)	
7	14033	SCREW,HHC,3/8-16 X 2.75.....	30
8	4828	NUT,NYLOCK,3/8-16.....	30
9	44215	ARM-#3 INNER (GS-1930).....	1
		(includes 2 each, item 4)	
10	44162	ARM-#2 OUTR.GS1530 & #3 OUTR.....	4
		(includes 3 each, item 4)	
11	44231	ARM-#2 INNER (GS15/GS19)**.....	1
		(includes 2 each, item 4)	
12	44214	ARM-#1 INNER W/DECALS,GS15/19.....	1
		(includes 2 each, item 4)	
13	44746	ARM-#1 OUTER (GS1530,GS1930).....	1
		(includes 4 each, item 4)	
14	47158	SLIDER BLOCK.....	2
15	39095	PIN,1.75DIA X 7.35LG,CHAMFER....	2
		(18.67 x 4.445 cm)	
16	47599	WEAR PAD, SLIDER.....	2
		(5.72 x 11.43 x 0.64 cm)	
17	47102	PIN,1.75DIA.X7.94LG, 1HOLE.....	2
		(4.45 x 20.17 cm)	

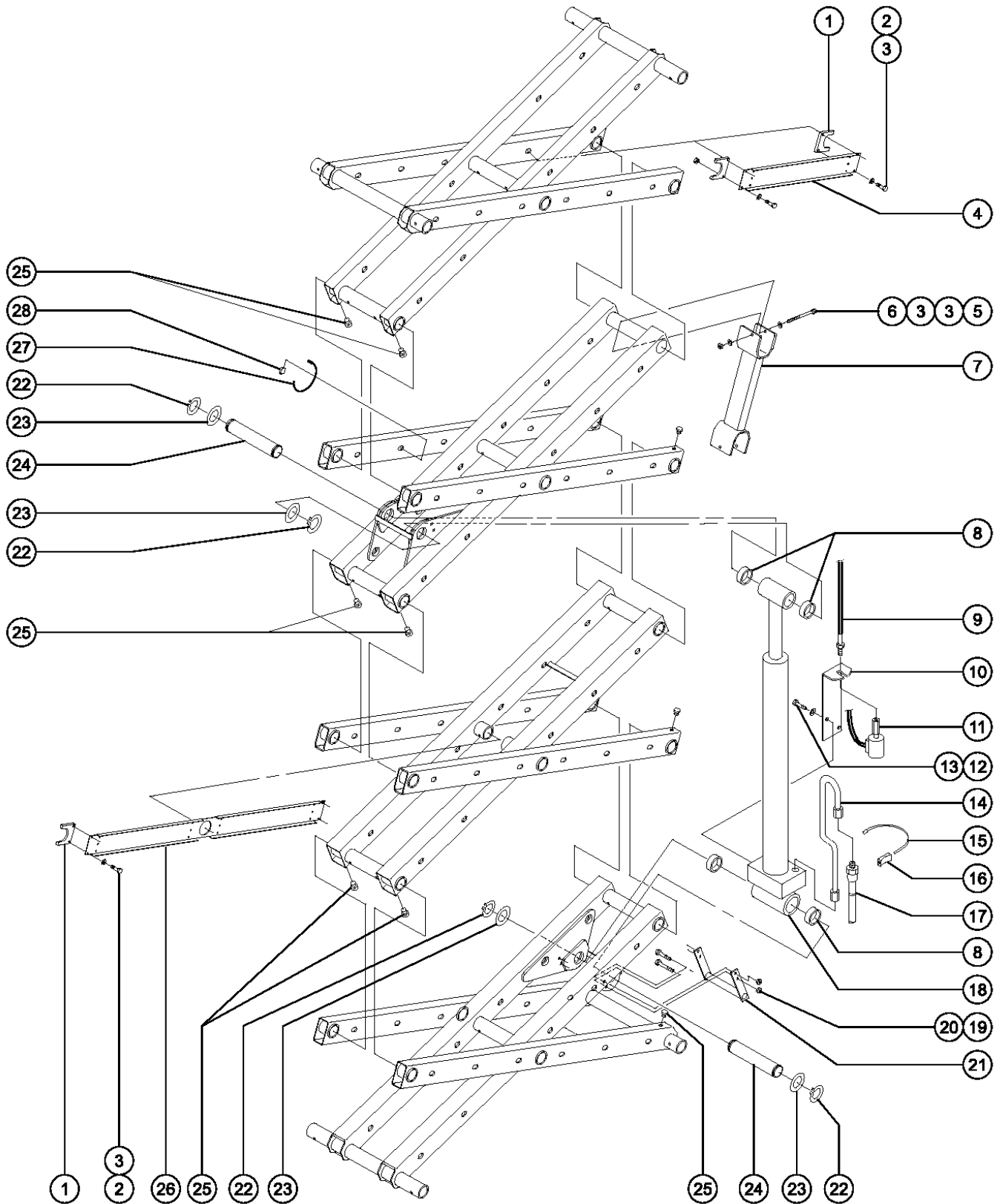
303.2 Scissor Assembly, GS-1930, View 1 (from serial number 632)



303.2 Scissor Assembly, GS-1930, View 1 (from serial number 632)

Item	Part No.	Description	Qty.
1	47595	PIN,1.50DIA X 21.03LG,2RING.....9 (53.92 x 3.81 cm)	9
2	18383	SNAP RING,EXTERNAL,1.5 DIA***22 (3.81)	22
3	39835	WASHER,SCIS ARM,1.54X2.00X.125.....22	22
4	66055	BEARING,1.50IDX1.77ODX1.25L..64	64
5	47655	PIN,1.50DIA X 7.42LG,2RING.....2 (19.38 x 3.81 cm)	2
6	4828	NUT,NYLOCK,3/8-16.....4	4
7	14033	SCREW,HHC,3/8-16 X 2.75.....4	4
8	47158	SLIDER BLOCK.....2	2
9	39095	PIN,1.75DIA X 7.35LG,CHAMFER.....2 (19 x 4.445 cm)	2
10	47599	WEAR PAD, SLIDER.....2	2
11	48382	ARM-#1 INNER W/DECALS,GS15/19.....1 (to SN 2130) (includes 4 each, item 4)	1
11A	48678	ARM-#1 INNER W/DECALS,GS15/19.....1 (from SN 2131) (includes 4 each, item 4)	1
12	51763	BEARING,FL,1.75IDX2.25ODX.85L.2 (4.45 x 5.08 x 6.35 cm)	2
13	47102	PIN,1.75DIA.X7.94LG, 1HOLE.....2 (20.17 x 4.445 cm)	2
14	48381	ARM-#1 OUTER (GS1530,GS1930).....1 (includes 8 each, item 4)	1
15	48384	ARM-#2 INNER (GS1530/GS1930).....1 (includes 8 each, item 4)	1
16	48383	ARM-#2 OUTR.GS1530 & #3 OUTR.....4 (includes 6 each, item 4)	4
17	48387	ARM-#3 INNER (GS-1930).....1 (to SN 2130) (includes 8 each, item 4)	1
17A	48681	ARM-#3 INNER (GS-1930).....1 (from SN 2131) (includes 8 each, item 4)	1
18	48388	ARM-#4 INNR. PLATFORM (1930).....1 (includes 4 each, item 4)	1
19	48385	ARM-#3 OUTER (GS-1530).....1 (includes 8 each, item 4)	1

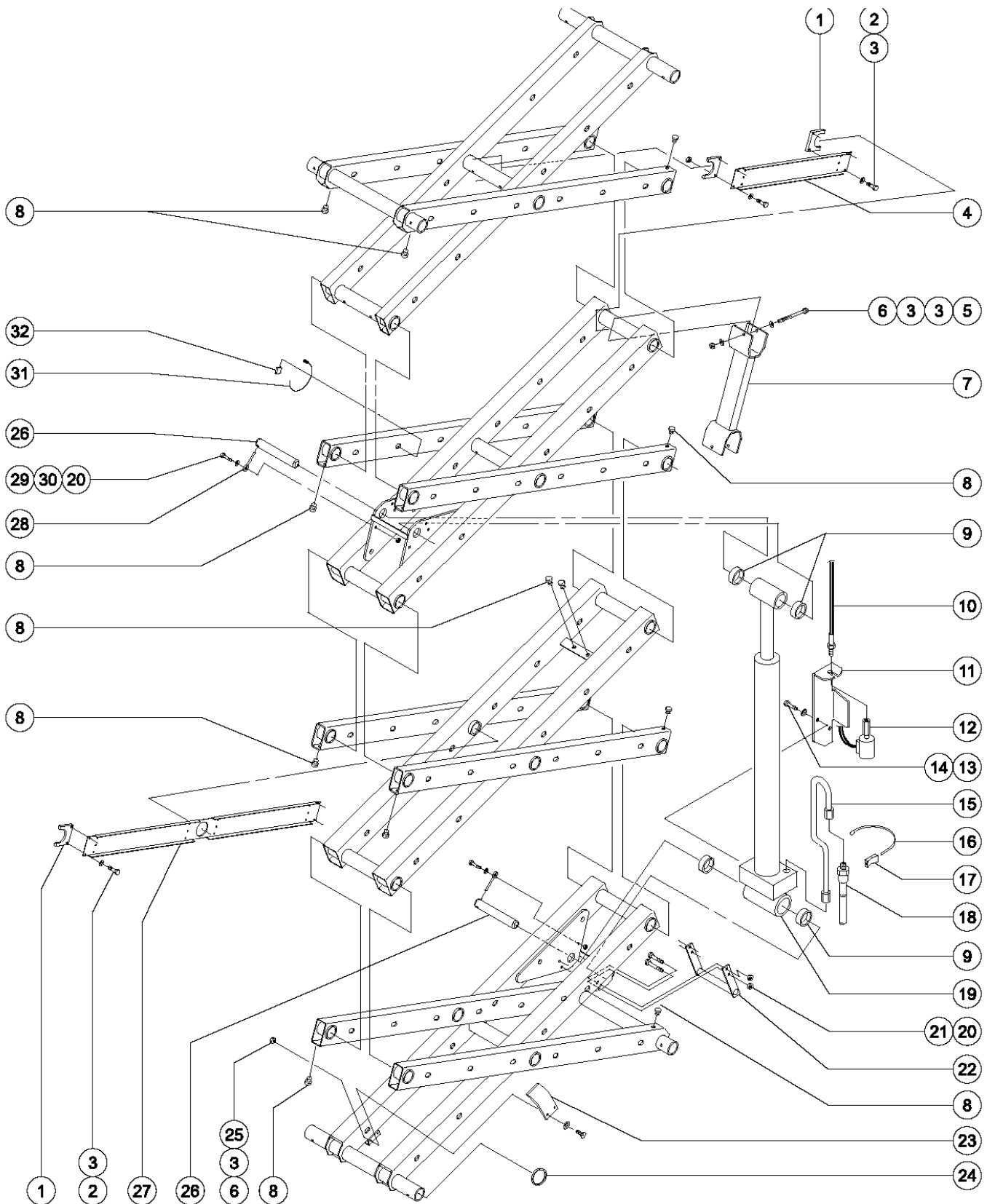
304.1 Scissor Assembly, GS-1930, View 2 (to serial number 631)



304.1 Scissor Assembly, GS-1930, View 2 (to serial number 631)

Item	Part No.	Description	Qty.	Item	Part No.	Description	Qty.
1	47164	SPACER,CABLE BRIDGE.....	4	22	18384	SNAP RING,EXTERNAL,1.75 DIA.....	4 (4.44 cm)
2	8914	SCREW,HHC,1/4-20 X .625.....	8	23	39127	WASHER,SCIS ARM,1.79X2.25X.120.....	4
3	6638	WASHER,FLAT,USS,1/4"Y.....	10	24	39096	PIN,1.75 X 8.686"LG.,SCR.....	2 (23.37 x 4.445 cm)
4	39440P	BRKT,UPPER CABLE BRIDGE,GRAY.....	1	25	47230	BUMPER,RUBBER.....	20 (3.2 cm)
5	6115	SCREW,HHC,1/4-20 X 3.5.....	1	26	47711P	BRACKET,MAIN CABLE BRIDGE....	1 (to SN 50515)
6	6091	NUT,NYLOCK,1/4-20.....	1	26	78686	FORMING,CABLE BRIDGE,MAIN***.....	1 (from SN 50516)
7		Ref. Safety Arm.....	1 (refer to Figure 302.3)	27	21121	CABLE TIE,4" BLK,HEAT RESISTNT.....	10 1 (10.2 cm)
8	39275	BEARING,1.75ID X 2"OD X .75"LG.....	4	28	39560	CLIP,CABLE TIE MOUNT.....	10 1
9		Ref. Cable - Manual Lowering.....	4 (refer to Figure 202. 1)	Footnotes			
10	41557-S	CABLE BRACKET,PAINTED.....	1	1: Quantity listed for this item is approximate. Actual quantity may vary to ensure proper fit.			
11	66465	VALVE,W/NC SOLENOID,MANUAL***.....	1				
11	84422	COIL-SOLENOID VALVE,20V DC***.....	1 (direct replacement for 66467)				
12	7339	SCREW,HHC,1/4-20 X .5.....	2				
13	6356	WASHER,LOCK,.25.....	2				
14	47012	FLARE TUBE ASSY,LIFT CYLINDER.....	1				
15	66098	CABLE TIE,9" X .5.....	1				
16	47046	CABLE TIE MOUNT.....	1				
17		Ref. Hydraulic Hoses and Fittings.....	1 (refer to Figure 2 13. 1)				
18	58145	CYLINDER UPDATE GS-1930.....	1 (to SN 23567) (complete)				
--	39274	BEARING,1.75ID X 2"OD X 2.5"LG.....	1 (4.5 x 5.1 x 6.4 cm)				
--	39878	CONNECTOR,070120-6-6.....	1				
--	44249	SEAL KIT 46221 & 46222(SCISR)...	1 (Taxes Hydraulic)				
--	55558	ORIFICE,LONG, .037***.....	1 (0.94 mm)				
--	55715	CYLINDER-LIFT,GS30.....	1 (included in update kit 58145, used from SN 23568)				
19	4828	NUT,NYLOCK,3/8-16.....	4				
20	6019	SCREW,HHC,3/8-16 X 1.25 GRD 5.....	4				
21	39270P	POTHOLE ACTUATOR PUSHER WLDMT.....	1				

304.2 Scissor Assembly, GS-1930, View 2 (from serial number 632 to 23567)



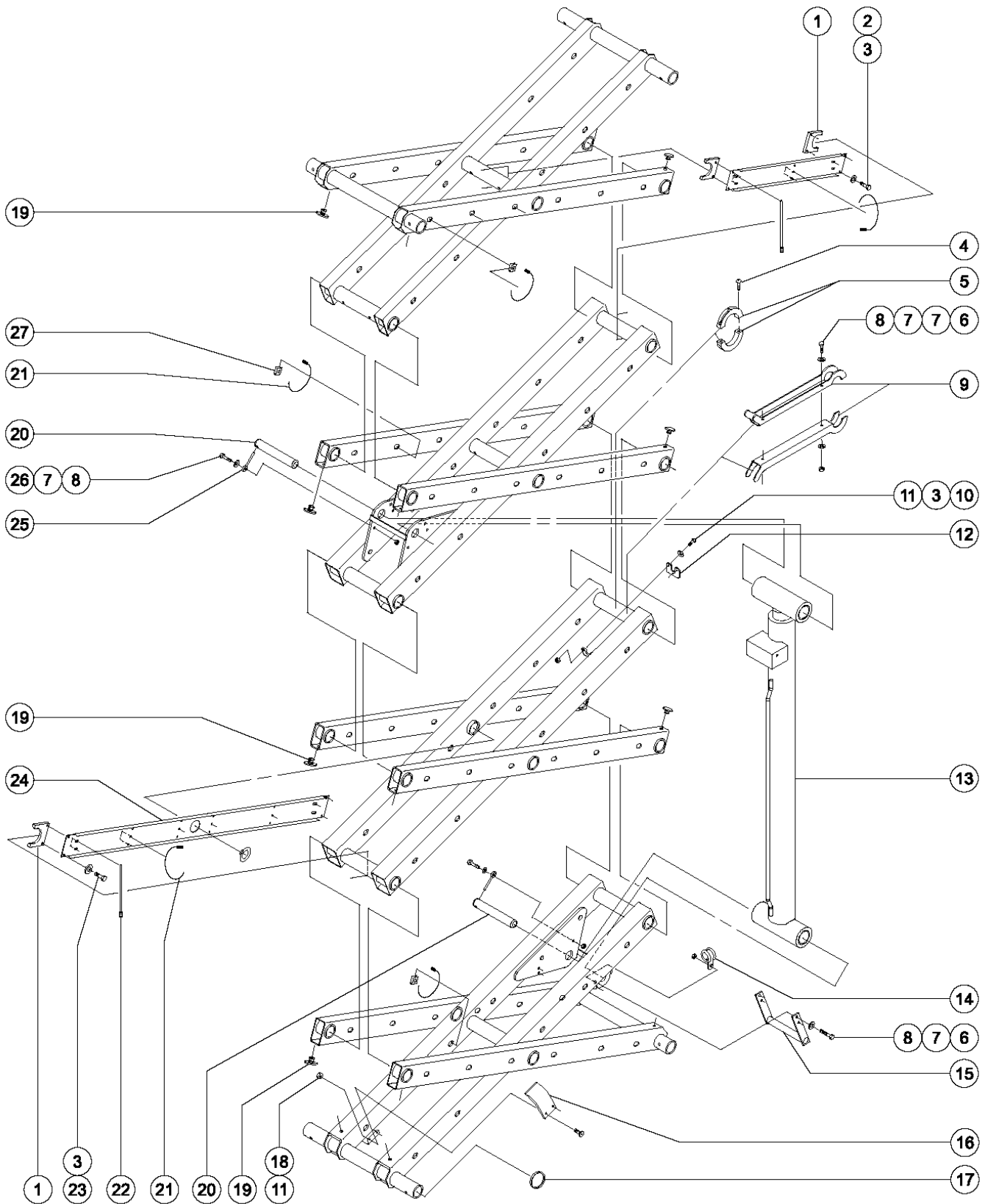
304.2 Scissor Assembly, GS-1930, View 2 (from serial number 632 to 23567)

Item	Part No.	Description	Qty.	Item	Part No.	Description	Qty.
1	47164	SPACER,CABLE BRIDGE.....	4	--	78910	SEAL KIT, 55715 DY LIFTCYL..... <i>(Dong Yang)</i>	1
2	8914	SCREW,HHC,1/4-20 X .625.....	8	20	4828	NUT,NYLOCK,3/8-16.....	6
3	6638	WASHER,FLAT,USS,1/4"Y.....	12	21	6019	SCREW,HHC,3/8-16 X 1.25 GRD 5.....	4
4	39440P	BRKT,UPPER CABLE BRIDGE,GRAY.....	1	22	39270P	POTHOLE ACTUATOR PUSHER WLDMT.....	1
5	6115	SCREW,HHC,1/4-20 X 3.5.....	1	23	47566-S	PLATE,LIFT ARM CAM 1930,32,46.....	1
6	6091	NUT,NYLOCK,1/4-20.....	3	24	39127	WASHER,SCIS ARM,1.79X2.25X.120.....	1
7		Ref. Safety Arm..... <i>(refer to Figure 302.3)</i>	3	25	6090	SCREW,HHC,1/4-20 X .75.....	2
8	47502	BUMPER,1.25 INCH O.D.,SCISSORS.....	22 <i>(3.2 cm)</i>	26	39096	PIN,1.75 X 8.686"LG.,SCR..... <i>(to SN 2130) (23.37 x 4.445 cm)</i>	2
9	39275	BEARING,1.75ID X 2"OD X .75"LG.....	4 <i>(4.45 x 5.08 x 1.91 cm)</i>	26A	47666	PIN,1.50DIA X 8.95LG,1HOLE..... <i>(from SN 2131) (22.73 x 3.81 cm)</i>	2
10		Ref. Cable - Manual Lowering..... <i>(refer to Figure 202.1 or 202.2)</i>	4	27	47711P	BRACKET,MAIN CABLE BRIDGE....	1
11	41557-S	CABLE BRACKET,PAINTED.....	1	28	45226	ROD END,.375 X 3.69..... <i>(0.95 x 8.2 cm)</i>	2
12	66465	VALVE,W/NC SOLENOID,MANUAL***.....	1	29	8516	SCREW,HHC,3/8-16 X 1.50,GR5....	2
--	84422	COIL-SOLENOID VALVE,20V DC***.....	1 <i>(direct replacement for 66467)</i>	30	6097	WASHER,FLAT,USS,3/8",Y.....	2
13	7339	SCREW,HHC,1/4-20 X .5.....	2	31	21121	CABLE TIE,4" BLK,HEAT RESISTNT.....	10
14	6356	WASHER,LOCK,.25.....	2			1 <i>(10.2 cm)</i>	
15	47012	FLARE TUBE ASSY,LIFT CYLINDER.....	1	32	39560	CLIP,CABLE TIE MOUNT.....	10
16	66098	CABLE TIE,9" X .5.....	1			1	
17	47046	CABLE TIE MOUNT.....	1				
18		Ref. Hydraulic Hoses and Fittings..... <i>(refer to Figure 213.1)</i>	1				
19	58145	CYLINDER UPDATE GS-1930..... <i>(to SN 23567)</i>	1				
--	39274	BEARING,1.75ID X 2"OD X 2.5"LG.....	1 <i>(to SN 2130)</i>				
--	39878	CONNECTOR,070120-6-6.....	1				
--	44249	SEAL KIT 46221 & 46222(SCISR)... <i>(Texas Hydraulic)</i>	1				
--	45071	BEARING,1.5ID X 1.75OD X 1.5L..... <i>(from Sn 2131)</i>	1				
--	55558	ORIFICE,LONG, .037***.....	1 <i>(0.94 mm)</i>				
--	55715	CYLINDER-LIFT,GS30..... <i>(included in update kit 58145, used from SN 23568)</i>	1				

Footnotes

1: Quantity listed for this item is approximate. Actual quantity may vary to ensure proper fit.

304.3 Scissor Assembly, GS-1930, View 2 (from serial number 23568 to 50515)



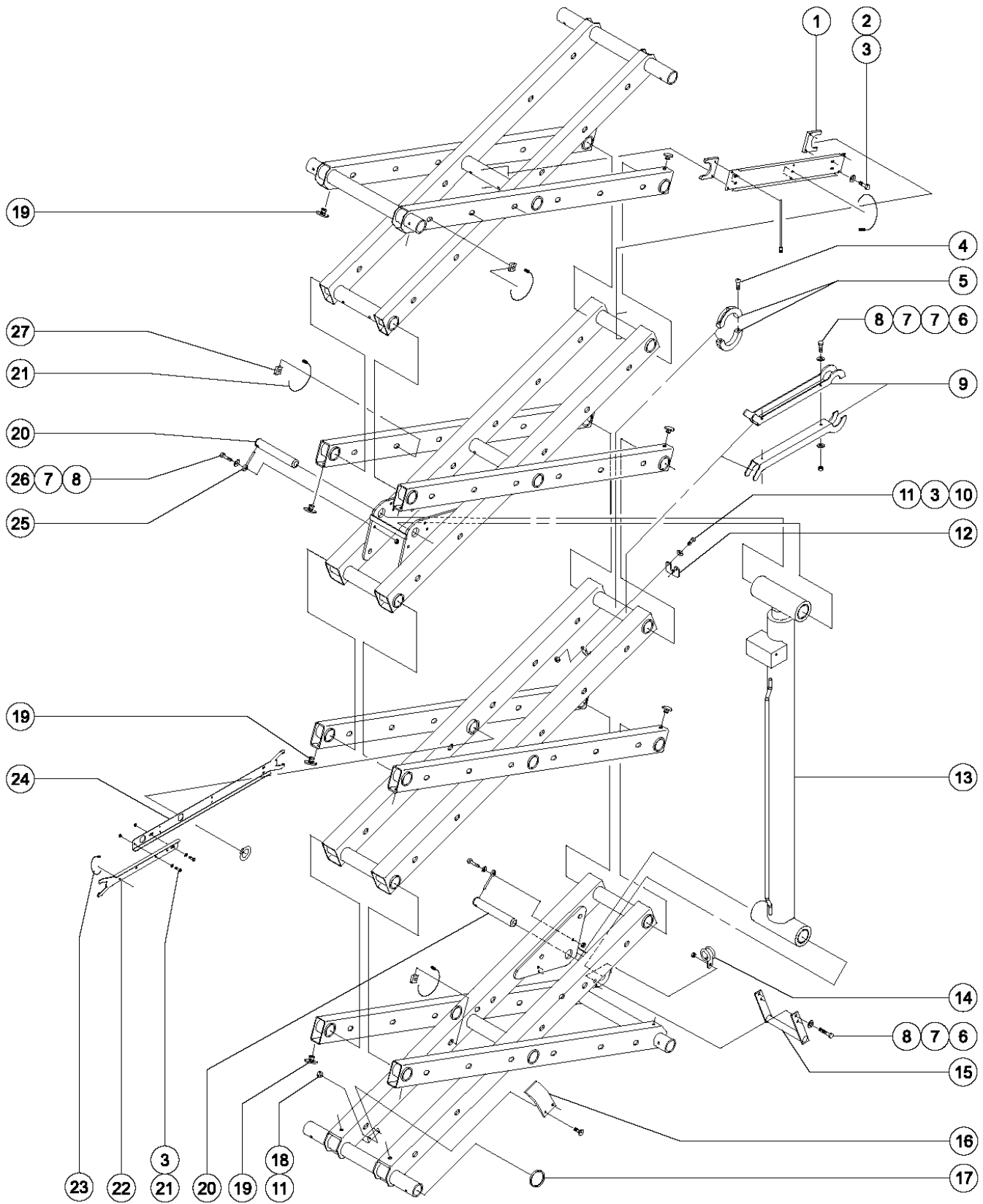
304.3 Scissor Assembly, GS-1930, View 2 (from serial number 23568 to 50515)

Item	Part No.	Description	Qty.
1	39440P	BRKT,UPPER CABLE BRIDGE,GRAY.....	1
1	47164	SPACER,CABLE BRIDGE.....	2
2	8914	SCREW,HHC,1/4-20 X .625.....	4
3	6638	WASHER,FLAT,USS,1/4"Y.....	11
4	11966	SCREW,BHHS,1/4-20 X 1.5.....	2
5	55487	CROSS TUBE COLAR, GS30\32.....	1
6	6019	SCREW,HHC,3/8-16 X 1.25 GRD 5.....	6
7	6097	WASHER,FLAT,USS,3/8",Y.....	10
8	4828	NUT,NYLOCK,3/8-16.....	8
9	58000	SAFETY CHOCK,SCISSOR.....	1
10	6888	SCREW,HHC,1/4-20 X 1.....	3
11	6091	NUT,NYLOCK,1/4-20.....	5
12	55336	CHOCK STOP CUSHION.....	1
13		Ref. Lift Cylinder Assembly..... <i>(refer to Figure 305.1)</i>	1
14	45454	CLAMP,RUB CUSH,0.75,#12 X 3/8*.....	8
15	39270P	POTHOLE ACTUATOR PUSHER WLDMT.....	1
16	47566P	PLATE,LIFT ARM CAM,PAINTED....	1
17	39127	WASHER,SCIS ARM,1.79X2.25X.120.....	1
18	8514	SCREW,FHS,1/4-20 X .75.....	2
19	47502	BUMPER,1.25 INCH O.D.,SCISSORS..... <i>(3.2 cm)</i>	16
20	47666	PIN,1.50DIAX8.95LG,1HOLE..... <i>(22.73 x 3.81 cm)</i>	2
21	28443	CABLE TIE,11.5" BLACK..... <i>(29.2 cm)</i>	1
22	66098	CABLE TIE,9" X .5..... <i>(22.9 cm)</i>	4
23	8914	SCREW,HHC,1/4-20 X .625.....	4
24	47711P	BRACKET,MAIN CABLE BRIDGE.... <i>(to SN 50515)</i>	1
25	45226	ROD END,.375 X 3.69..... <i>(0.95 x 8.2 cm)</i>	2
26	8516	SCREW,HHC,3/8-16 X 1.50,GR5....	2
27	39560	CLIP,CABLE TIE MOUNT.....	10

Footnotes

1: Quantity listed for this item is approximate. Actual quantity may vary to ensure proper fit.

304.4 Scissor Assembly, GS-1930, View 2 (from serial number 50516)



304.4 Scissor Assembly, GS-1930, View 2 (from serial number 50516)

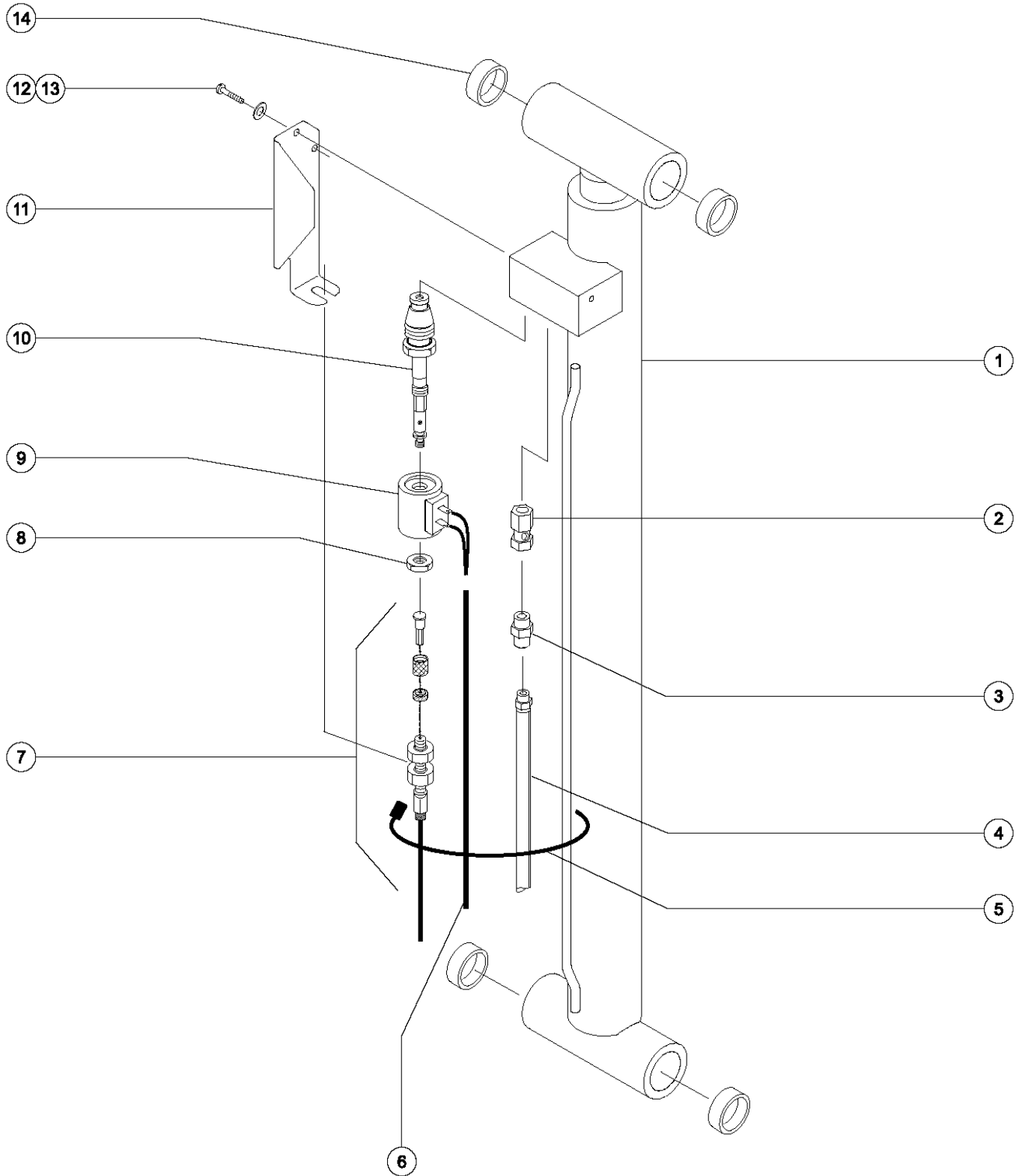
Item	Part No.	Description	Qty.
1	39440P	BRKT,UPPER CABLE BRIDGE,GRAY.....	1
1	47164	SPACER,CABLE BRIDGE.....	2
2	8914	SCREW,HHC,1/4-20 X .625.....	4
3	6638	WASHER,FLAT,USS,1/4"Y.....	11
4	11966	SCREW,BHHS,1/4-20 X 1.5.....	2
5	55487	CROSS TUBE COLAR, GS30\32.....	1
6	6175	SCREW,HHC,3/8-16 X 1.....	4
7	6097	WASHER,FLAT,USS,3/8",Y.....	6
8	4828	NUT,NYLOCK,3/8-16.....	4
9	58000	SAFETY CHOCK,SCISSOR.....	1
10	6888	SCREW,HHC,1/4-20 X 1.....	3
11	6091	NUT,NYLOCK,1/4-20.....	5
12	55336	CHOCK STOP CUSHION.....	1
13		Ref. Lift Cylinder Assembly..... <i>(refer to Figure 305.1)</i>	1
14	45454	CLAMP,RUB CUSH,0.75,#12 X 3/8*.....	8
15	39270P	POTHOLE ACTUATOR PUSHER WLDMT.....	1
16	47566-S	PLATE,LIFT ARM CAM 1930,32,46.....	1
17	39127	WASHER,SCIS ARM,1.79X2.25X.120.....	1
18	8514	SCREW,FHS,1/4-20 X .75.....	2
19	47502	BUMPER,1.25 INCH O.D.,SCISSORS..... <i>(3.2 cm)</i>	16
20	47666	PIN,1.50DIAX8.95LG,1HOLE..... <i>(22.73 x 3.81 cm)</i>	2
21	28443	CABLE TIE,11.5" BLACK..... <i>(29.2 cm)</i>	1
22	78687	FORMING, CABLE BRIDGE, UPPER.....	1
23	66098	CABLE TIE,9" X .5.....	2
24	78686	FORMING,CABLE BRIDGE,MAIN***.....	1
25	45226	ROD END,.375 X 3.69..... <i>(0.95 x 8.2 cm)</i>	2
26	8516	SCREW,HHC,3/8-16 X 1.50,GR5.....	2
27	39560	CLIP,CABLE TIE MOUNT.....	10

Item	Part No.	Description	Qty.
------	----------	-------------	------

Footnotes

1: Quantity listed for this item is approximate. Actual quantity may vary to ensure proper fit.

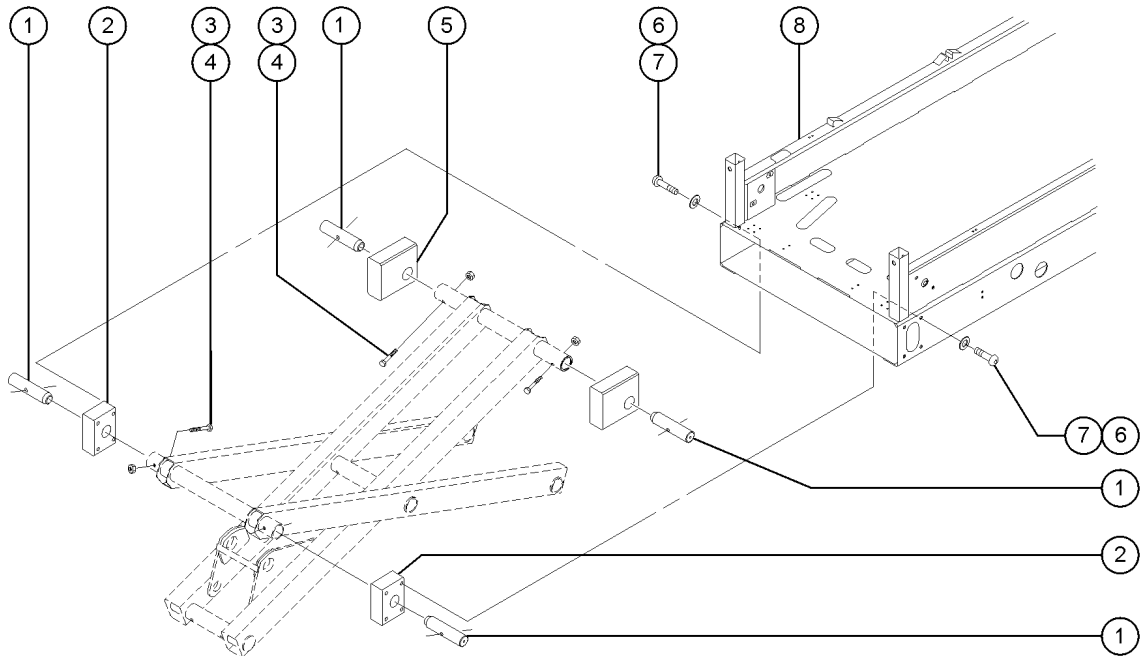
305.1 Lift Cylinder Assembly, GS-1530, GS-1930 (from serial number 23568)



305.1 Lift Cylinder Assembly, GS-1530, GS-1930 (from serial number 23568)

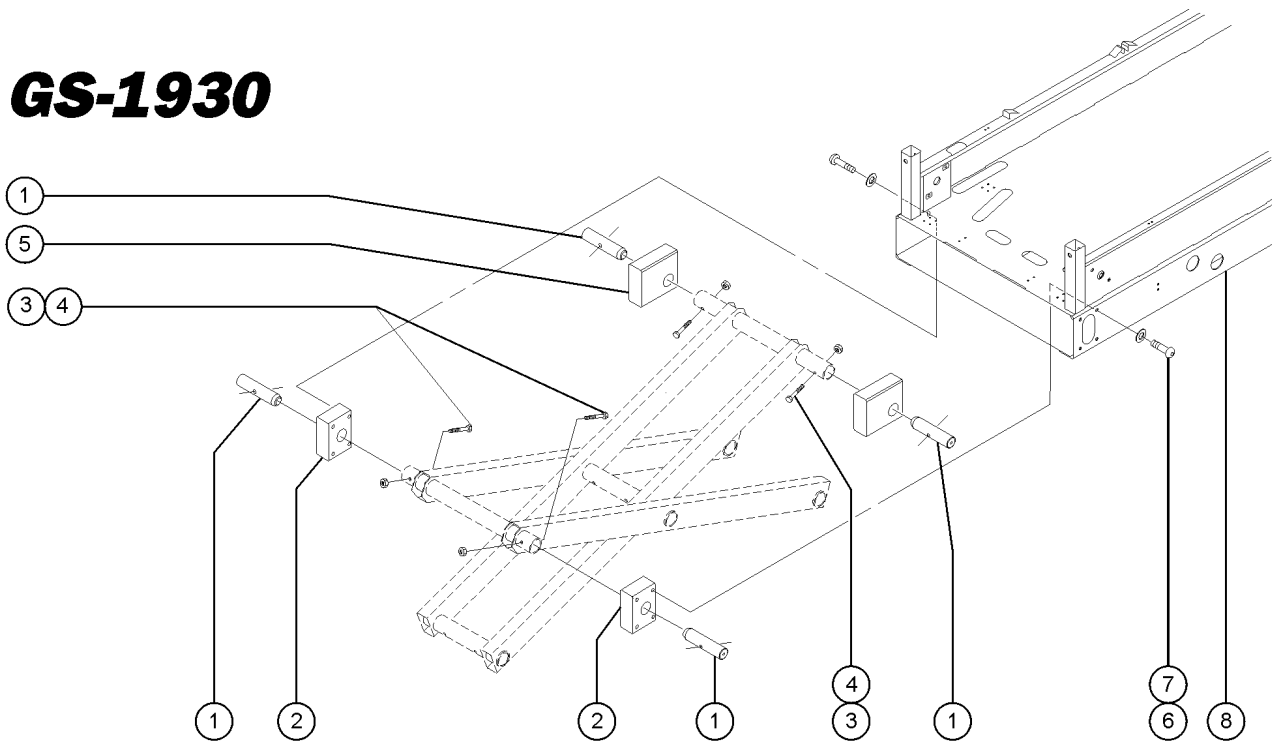
Item	Part No.	Description	Qty.
--	58146	CYL.ASSY,1530*** (includes orifice and fitting)	
--	58147	CYL.ASSY,1930 (includes orifice and fitting)	
1	55715	CYLINDER-LIFT,GS30.....	1
--	66469	SEAL KIT, 55715 TX LIFTCYL (Texas Hydraulic)	
--	78910	SEAL KIT, 55715 DY LIFTCYL.....	1
		(Dong Yang)	
2	55558	ORIFICE, LONG, .037***	1
		GS-1930 (0.94 mm)	
2	55559	ORIFICE, LONG, .046.....	1
		GS-1530 (1.17 mm)	
3	39878	CONNECTOR,070120-6-6.....	1
4		Ref. Hose Assembly.....	1
		(refer to Figure 214.1 or 214.2)	
5	28443	CABLE TIE,11.5" BLACK.....	3
		(29.21 cm)	
6		Ref. Wire Harness (consult factory).....	3
7		Ref. Cable - Manual Platform Lowering.....	3
		(refer to Figure 202.3 or 202.4)	
8	44973	NUT,COIL (39909).....	1
9	84422	COIL-SOLENOID VALVE,20V DC***	1
		(direct replacement for 66467)	
10	66465	VALVE,W/NC SOLENOID,MANUAL***	1
--	44979	SEAL KIT,39909,PLAT LWR VALVE*	1
11	41557-S	CABLE BRACKET,PAINTED.....	1
12	7339	SCREW,HHC,1/4-20 X .5.....	2
13	6356	WASHER,LOCK,.25.....	2
14	65738	BUSHING 1.5X1.75X2.5.....	4
		(4.45 x 5.1 x 6.35 cm)	

401.1 Platform Installation



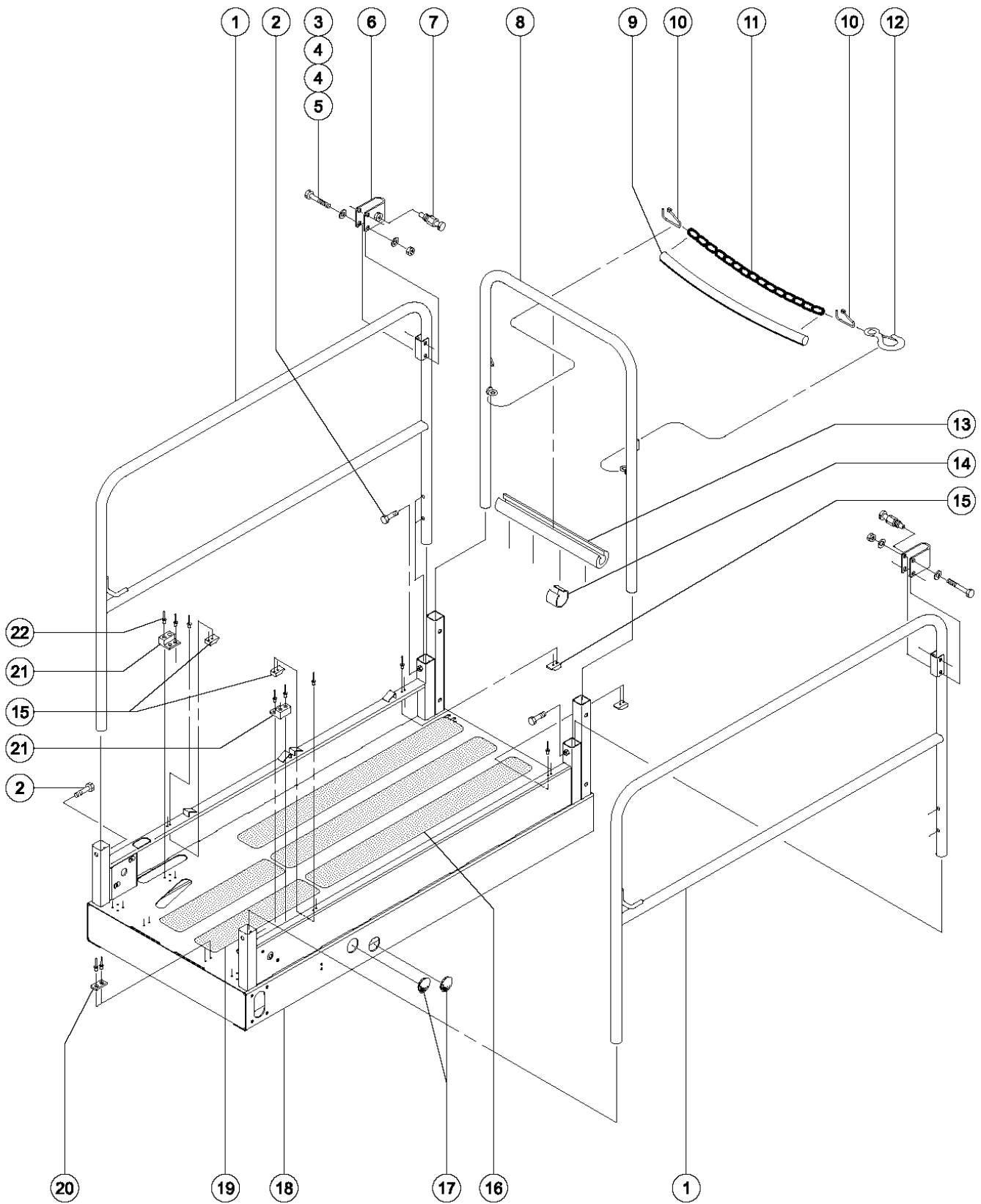
GS-1530

GS-1930



Item	Part No.	Description	Qty.
1	39095	PIN,1.75DIAX7.35LG,CHAMFER.....4 (18.67 x 4.445 cm)	4
2	47160	BLOCK, PLATFORM ANCHOR.....2	2
3	14033	SCREW,HHC,3/8-16 X 2.75.....4	4
4	4828	NUT,NYLOCK,3/8-16.....4	4
5	131426	SLIDER BLOCK,PLATFORM.....2	2
6	36874	SCREW,BHHS,3/8-16 X 2.5.....8	8
7	6021	WASHER,LOCK,.375.....8	8
8		Ref. Platform Assembly.....8 (refer to 402.1, 403.1, 404.1, 405.1, and 406.1)	8

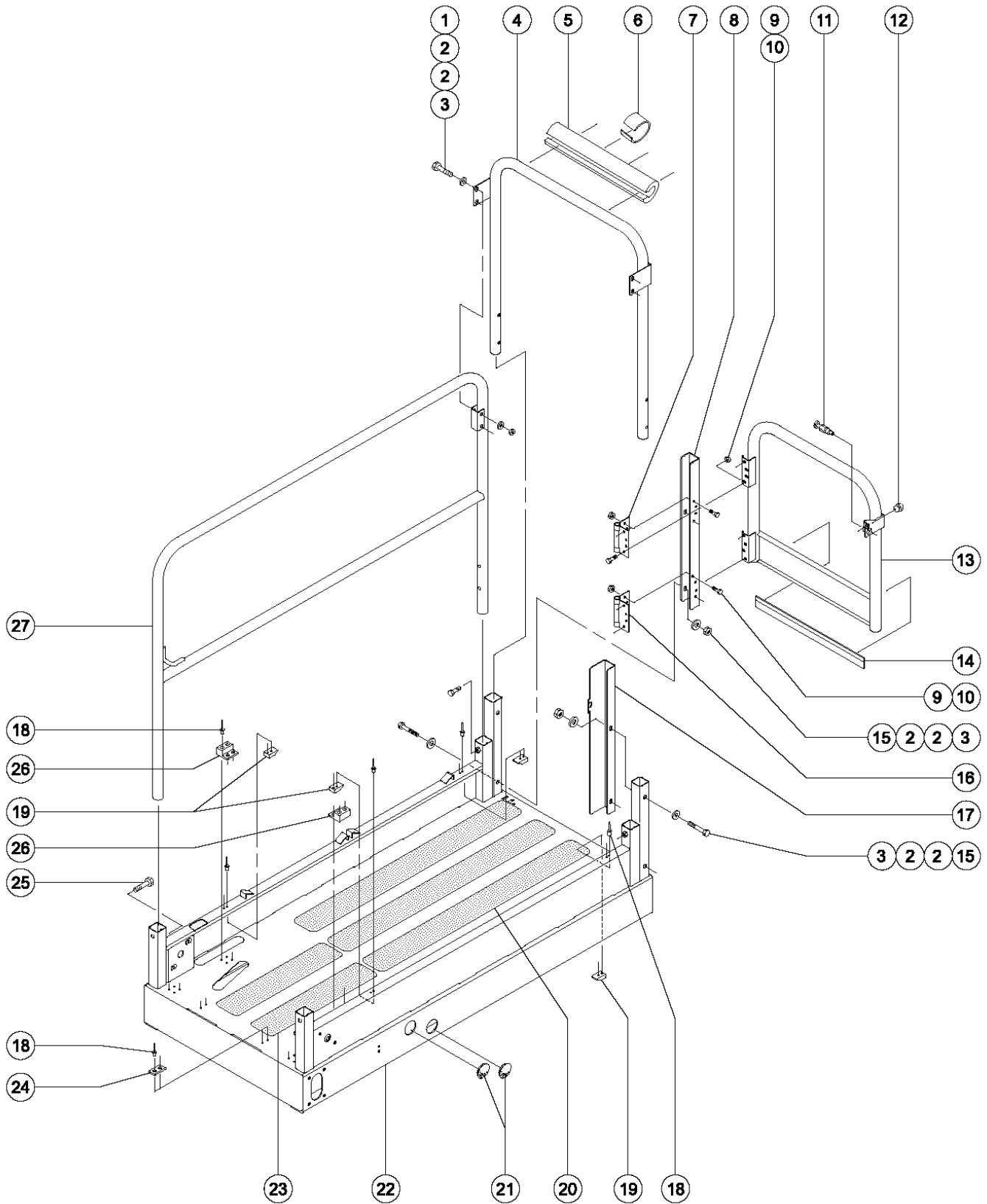
402.1 Platform Railings with Entry Chain - Round Tube



402.1 Platform Railings with Entry Chain - Round Tube

Item	Part No.	Description	Qty.	Item	Part No.	Description	Qty.
1	39046	WELDMENT,PLATFORM RAILING,30.....	2	18C	48671	PLAT.ASY.W/DECALS(GS-1930)CE.1 <i>(includes items 16, 2 each, items 17, 20, 4 each, items 15 and 21, 28 each, item 22)</i>	
2	39478	SCREW,HHC,3/8-16 X 2 FULL THRD.....	4	19	47231	TAPE,NON-SKID,DIE CUT,4"X 16".....	2
3	8178	SCREW,HHC,3/8-16 X 2.5.....	4			<i>(10.2 x 40.6 cm)</i>	
4	6097	WASHER,FLAT,USS,3/8",Y.....	8	20	39474	WEAR PAD,PLATFORM.....	2
5	4828	NUT,NYLOCK,3/8-16.....	4			<i>(5.1 x 2.5 x 0.64 cm)</i>	
6	39341-S	PLATFORM RAIL SNAP PIN BRACKET.....	2	21	39310	WEAR/GUIDE PAD MAIN PLATFORM.....	4
7	47138	PIN,SNAP,ENTRY RAIL.....	2	22	T113787	RIVET,ALUM,STL,.188 X .250.....	30
8	39342P	WELDMENT,PLATFORM GATE 30.....	1				
9	47224	TUBING,PVC,1",BLACK***.16-inches <i>(41 cm)</i>					
10	96163	LINK, OPEN-END.....	2				
11	39509	CHAIN,3/16,OPEN LINK 22.5".....	1				
		<i>(54.6 cm)</i>					
12	39510	RIGID EYE SNAP.....	1				
13	47188	FOAM,CLOSED CELL 1.75X.250X18".....	1				
		<i>(3.5 x 0.64 x 46 cm)</i>					
14	33550	TAPE,WARNING,BLK/YEL, 50'***	1				
		<i>(1 roll)</i>					
15	39317	STOP PLATFORM ROLLER.....	4				
		<i>(4.14 x 2.5 cm)</i>					
16	47098	TAPE,NON-SKID,DIE CUT,4"X 40".....	4				
		<i>(10.2 x 101.6 cm)</i>					
17	45840	PLUG,NYLON 2.00 BLACK DOMED.....	2				
		<i>(5.1 cm)</i>					
18	46248	PLAT. ASSY.W/DECALS GS-1530.....	1				
		<i>(ANSI, CSA) (includes items 16, 2 each, items 17, 20, 4 each, items 15 and 21, 28 each, item 22)</i>					
18A	48670	PLAT.ASY.W/DECALS(GS-1530)CE.1 <i>(includes items 16, 2 each, items 17, 20, 4 each, items 15 and 21, 28 each, item 22)</i>					
18B	44741	PLAT. ASSY.W/DECALS GS-1930.....	1				
		<i>(ANSI, CSA) (includes items 16, 2 each, items 17, 20, 4 each, items 15 and 21, 28 each, item 22)</i>					

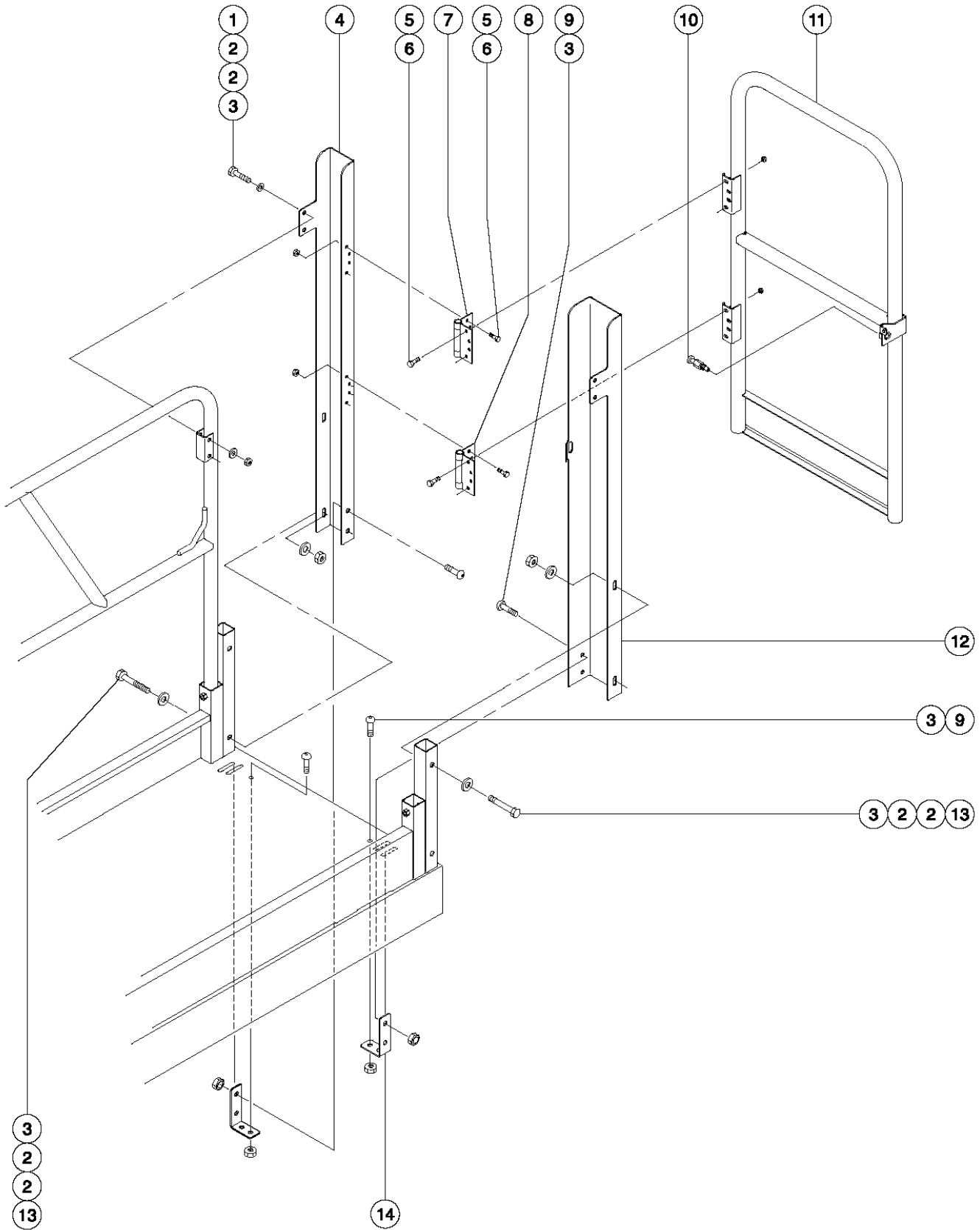
403.1 Platform Railings with Entry Gate - Round Tube



403.1 Platform Railings with Entry Gate - Round Tube

Item	Part No.	Description	Qty.	Item	Part No.	Description	Qty.
--	46978	SWING GATE-INSTALL KIT-GS15/1930 <i>round tube</i>		25	6019	SCREW,HHC,3/8-16 X 1.25 GRD 5.....	4
1	6708	SCREW,HHC,3/8-16 X 2.25.....	4	26	39310	WEAR/GUIDE PAD MAIN PLATFORM.....	4
2	6097	WASHER,FLAT,USS,3/8",Y.....	16			(5.08 x 5.03 x 2.54 cm)	
3	4828	NUT,NYLOCK,3/8-16.....	8	27	39046	WELDMENT,PLATFORM RAILING,30.....	2
4	47370	WELDMENT,ENTRY RAIL 30..... (ANSI, CSA)	1				
5	47188	FOAM,CLOSED CELL 1.75X.250X18"..... (3.5 x 0.64 x 46 cm)	1				
6	33550	TAPE,WARNING,BLK/YEL, 50'***..... (1 roll)	1				
7	47524	HINGE,CLOSING (SPRING) 4 X 4.....	1				
8	47148	BRACKET,HINGE MOUNTING**.....	1				
9	6091	NUT,NYLOCK,1/4-20.....	12				
10	6090	SCREW,HHC,1/4-20 X .75.....	12				
11	47138	PIN,SNAP,ENTRY RAIL.....	1				
12	47785	BUMPER,RUBBER,.63 X .63H..... (from SN 2394)	1				
13	39603	WELDMENT,SWING GATE 30.....	1				
13A	51326	WELDMENT,FULL SWING GATE CE.....	1				
14	47598	WEATHERSTRIP,SWING GATE.....	18-inches				
15	14033	SCREW,HHC,3/8-16 X 2.75.....	4				
16	47523	HINGE,4 X 4.....	1				
17	39608	BRACKET,LATCH SUPPORT.....	1				
18	T113787	RIVET,ALUM,STL,.188 X .250.....	24				
19	39317	STOP PLATFORM ROLLER..... (4.14 x 2.5 cm)	4				
20	47098	TAPE,NON-SKID,DIE CUT,4"X 40"..... (10.2 x 101.6 cm)	4				
21	45840	PLUG,NYLON 2.00 BLACK DOMED..... (5.1 cm)	2				
22		Ref Platform Assembly..... (refer to Figure 405.1)	2				
23	47231	TAPE,NON-SKID,DIE CUT,4"X 16"..... (10.2 x 40.6 cm)	2				
24	39474	WEAR PAD,PLATFORM..... (5.1 x 2.5 x 0.64 cm)	2				

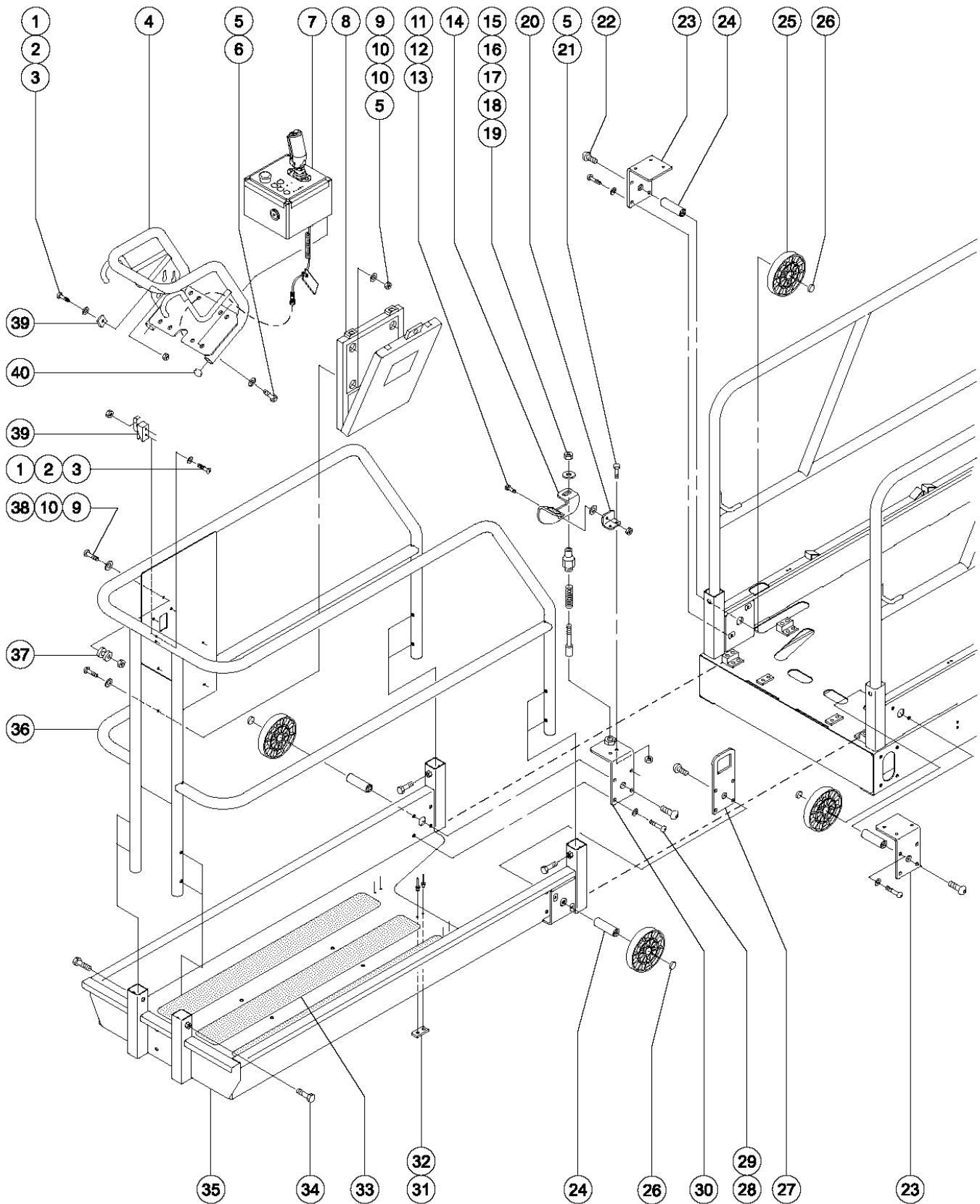
404.1 Platform Entry Gate Installation - Round Tube



404.1 Platform Entry Gate Installation - Round Tube

Item	Part No.	Description	Qty.
1	8178	SCREW,HHC,3/8-16 X 2.5.....	4
2	6097	WASHER,FLAT,USS,3/8",Y.....	12
3	4828	NUT,NYLOCK,3/8-16.....	14
4	51320	FORMING,FULL SWING HINGE ANSI.....	1 (ANSI)
4A	51325	FORMING,FULL SWING HINGE CE.....	1 (CE)
5	6090	SCREW,HHC,1/4-20 X .75.....	8
6	6091	NUT,NYLOCK,1/4-20.....	8
7	47524	HINGE,CLOSING (SPRING) 4 X 4.....	1
8	47523	HINGE,4 X 4.....	1
9	28487	SCREW,BHHS,3/8-16 X 1.....	6
10	47138	PIN,SNAP,ENTRY RAIL.....	1
11	51314	WELDMENT,FULL SWING GATE ANSI.....	1 (ANSI)
11A	51326	WELDMENT,FULL SWING GATE CE.....	1 (CE)
12	51319	FORMING,FULL SWING CATCH ANSI.....	1 (ANSI)
12A	51324	FORMING,FULL SWING CATCH CE.....	1 (CE)
13	14033	SCREW,HHC,3/8-16 X 2.75.....	4
14	66375-S	BRACKET, FULL HT SWING GATE.....	2

405.1 Platform Extension - Round Tube

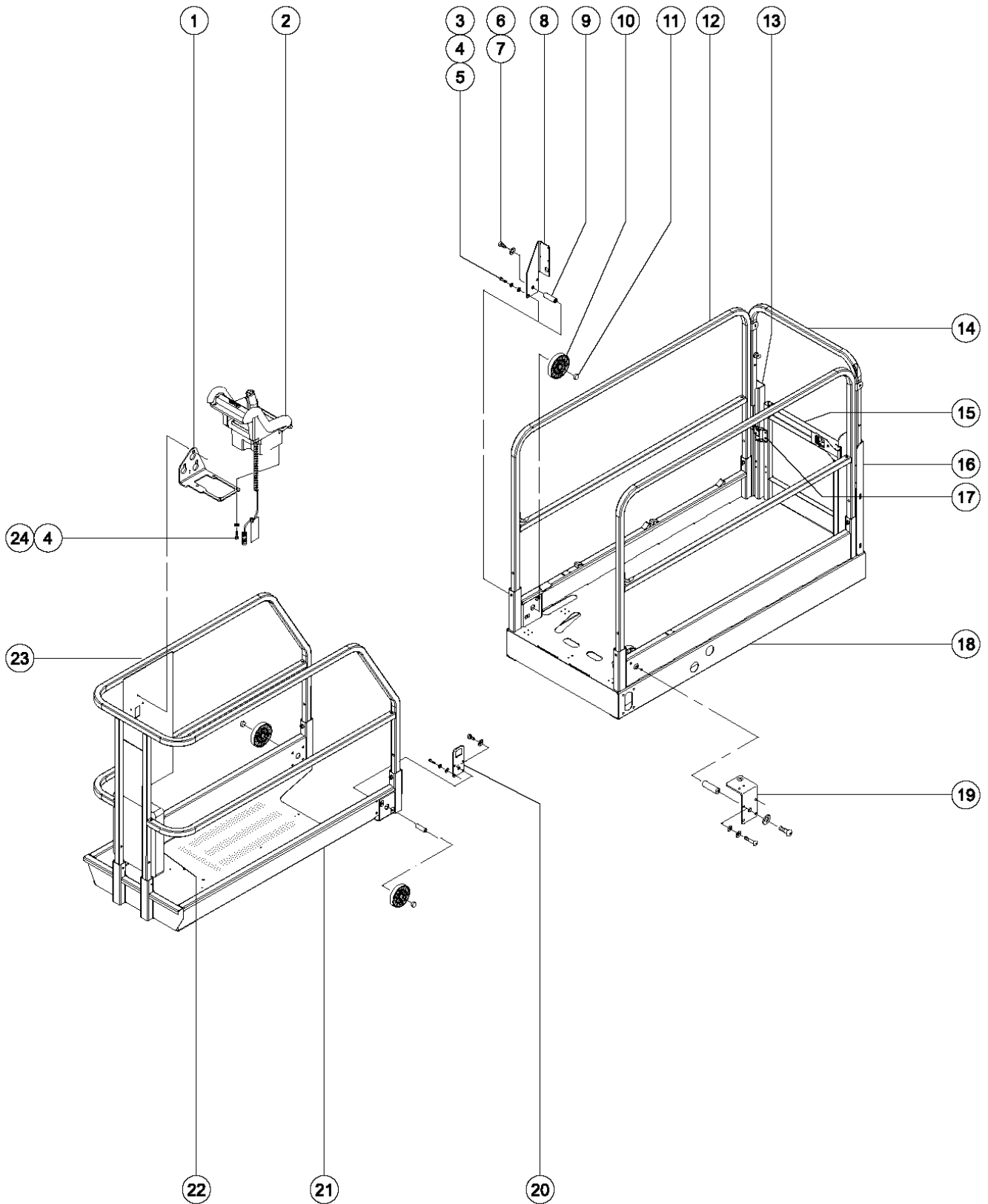


405.1 Platform Extension - Round Tube

Item	Part No.	Description	Qty.	Item	Part No.	Description	Qty.
1	47363	SCREW,RHM,8-32 X .50.....	3	31	39474	WEAR PAD,PLATFORM.....	3
2	35461	WASHER,FLAT,MS,#8,Y.....	6	32	T113787	RIVET,ALUM,STL.,188 X .250.....	6
3	18605	NUT,NYLOCK,8-32.....	3	33	47374	TAPE,NON-SKID,DIE CUT,4"X 32".....	3
4	39796	WELDMENT, ALUM,JOYSTICK GUARD.....	1	34	6019	SCREW,HHC,3/8-16 X 1.25 GRD 5.....	2
5	6090	SCREW,HHC,1/4-20 X .75.....	10	35	44745	PLAT. EXTENSION ASSY.W/NONSKI.....	1
6	6886	WASHER,LOCK,.313.....	4			<i>(includes items 31, 32 and 33)</i>	
7		Ref. Platform Controls..... <i>(refer to 408.1, 408.2, 408.3 and 408.4)</i>	4	36	44744	PLAT.EXT. RAILING ASSY.W/DECLS.....	1
8	44743	MANUAL BOX W/DECALS***	1			<i>(includes 4 each, items 5 and 8-10)</i>	
9	6091	NUT,NYLOCK,1/4-20.....	7	37	66866	BUTTON,JOYSTICK MOUNT,BRASS***	3
10	6638	WASHER,FLAT,USS,1/4"Y.....	11	38	11968	SCREW,BHHS,1/4-20 X 1.....	3
11	47227	SCREW,SHS,5/16-18 X .25.....	1	39	47218	DRAW LATCH,OVER-CENTER***	1
12	47222	WASHER,SHOULDER,NYLON.....	1	40	47389	PLUG,ROUND TUBING,1"	2
13	6002	NUT,LP NYLOCK,5/16-18.....	1				
14	46260	FOOTPEDAL W/NON-SKID TAPE,GS.....	1				
--	47225	TAPE,NON-SKID,DIE CUT,1.38X1.5.....	1				
15	7713	NUT,LP NYLOCK,3/8-16.....	1				
16	6097	WASHER,FLAT,USS,3/8",Y.....	1				
17	41630	HOUSING,LOCK PIN.....	1				
18	39469	SPRING,COMPRESSION.485 X1.75**.....	1				
19	39470	PIN, LOCK.....	1				
20	47167	BRACKET,FOOT PEDAL SUPPORT.....	1				
21	6889	NUT,LP NYLOCK,1/4-20.....	2				
22	51692	SCREW,BHSC,5/8-11 X 1.....	4				
23	65167	BRACKET ASSY-ROLLER, PLTFRM***	2			<i>(includes items 22, 24 and 26)</i>	
24	51367	PIN, THREADED ROLLER.....	4				
25	47163	ROLLER,PLATFORM EXTENSION.....	4				
26	21279	BUTTON, .800 O.D. X .281.....	4				
27	51290	PLATFORM LANYARD..... <i>(includes items 22, 24 and 26)</i>	1				
28	39429	SCREW,BHHS,3/8-16 X 1.75.....	8				
29	6021	WASHER,LOCK,.375.....	8				
30	96413	WLDMT,LOCKING ROLLER SUPPORT.....	1				



406.1 Platform Railings and Platform Extension - Square Tube

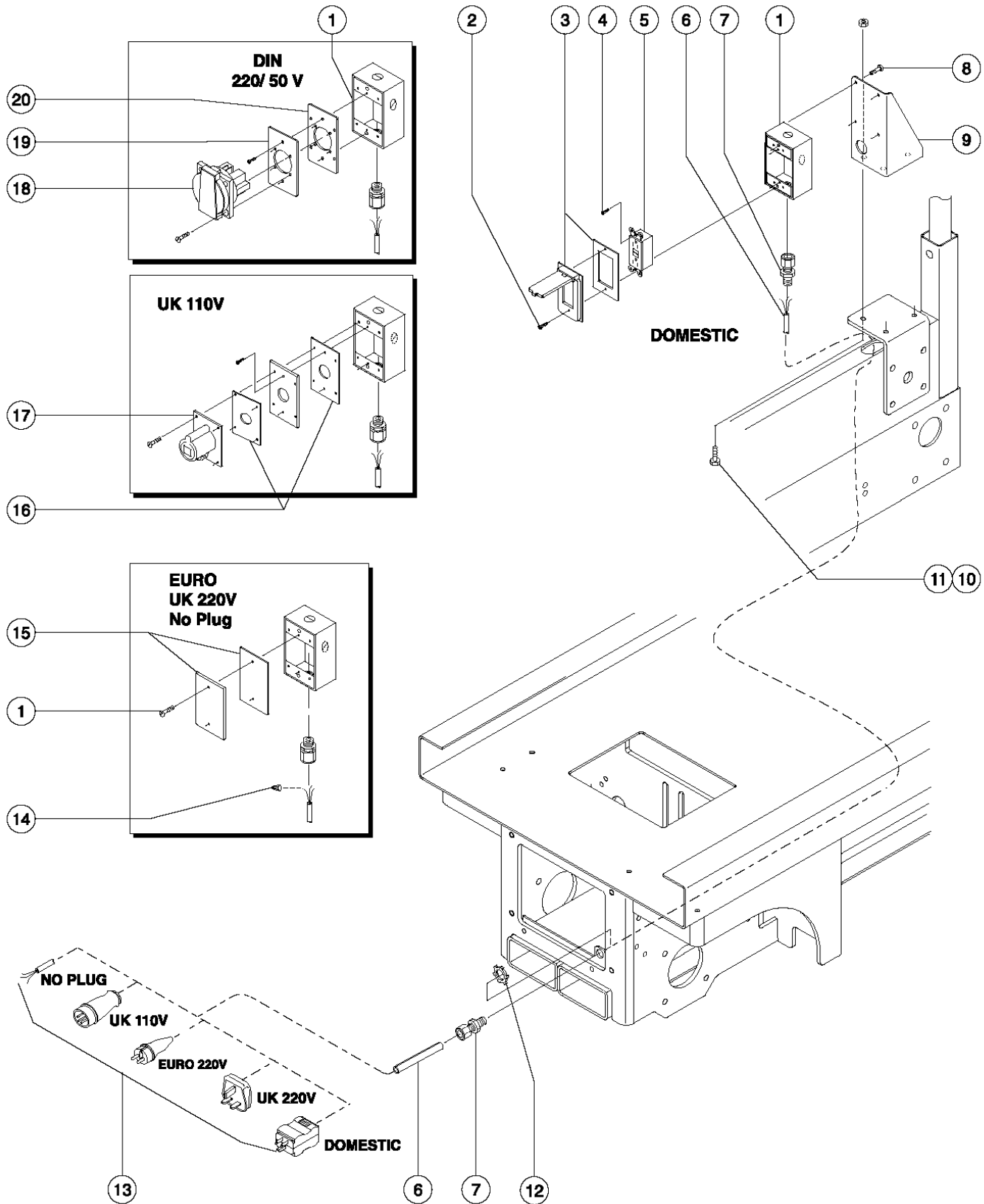


406.1 Platform Railings and Platform Extension - Square Tube

Item	Part No.	Description	Qty.	Item	Part No.	Description	Qty.
1	66685	BRACKET,PLAT CONTROL BOX SLAB.....	1	18A	97038	GS30 MAIN DECK ASSY,1530 CE.....	1
2		Ref. Platform Controls..... <i>(refer to Figure 408.4 or 409.3)</i>	1	18B	97039	GS30 MAIN DECK ASSY,1930 ANSI..... <i>(and CSA)</i>	1
3	5224	SCREW,HHC,3/8-16 X 2.....	8	18C	97040	GS30 MAIN DECK ASSY,1930 CE.....	1
4	6021	WASHER,LOCK,.375.....	12	19	96246	WELDMENT,ROLLER BRACKET,LT***..... <i>(battery pack side)</i>	1
5	5397	WASHER,FLAT,USS,5/16",Y.....	8	20	51290	PLATFORM LANYARD..... <i>(battery pack side)</i>	1
6	51692	SCREW,BHSC,5/8-11 X 1.....	4	21	97037	GS30 EXT. DECK ASSY SQ RAIL...1	
7	6036	WASHER,LOCK,.625 PLTD.....	4	--	39474	WEAR PAD,PLATFORM..... <i>(5.1 x 2.5 x 0.64 cm)</i>	1
8	96247	WELDMENT,ROLLER BRACKET,RT***..... <i>(ground controls side)</i>	1	--	47098	TAPE,NON-SKID,DIE CUT,4"X 40"..... <i>(10.16 x 101.6 cm)</i>	1
9	96199	PIN, ROLLER.....	4	--	66951	WELDMENT, EXT. PLATFORM.....1	
10	47163	ROLLER,PLATFORM EXTENSION.....	4	--	T113787	RIVET,ALUM,STL.,188 X .250.....1	
11	21279	BUTTON, .800 O.D. X .281..... <i>(20.3 mm)</i>	4	22	44743	MANUAL BOX W/DECALS***.....1	
12	97034	GS30 RIDGID MAIN SIDE SQ RAIL.....	2	--	6090	SCREW,HHC,1/4-20 X .75.....4	
13	66883	FORMING, HALF GATE HINGE.....1		--	6091	NUT,NYLOCK,1/4-20.....7	
14	66949	WELDMENT, CHAIN ENTRY GATE..... <i>(shown)</i>	1	--	6638	WASHER,FLAT,USS,1/4"Y.....4	
14A	97280	CHAIN GATE KIT,GS30.....	1	23	97035	GS30 RIDGID EXT. SQ RAIL ASSY..... <i>(includes item 22)</i>	1
15	66551	WELDMENT, HALF GATE.....	1	24	8255	SCREW,HHC,3/8-16 X .75.....4	
--	22446	SPRING,COMPRESSION .835 X 2..... <i>for 65990-S</i>	1				
--	4828	NUT,NYLOCK,3/8-16..... <i>for 65990-S</i>	1				
--	5224	SCREW,HHC,3/8-16 X 2..... <i>for 65990-S</i>	1				
--	65990-S	KIT,GATE LATCH..... <i>includes 22446, 5224, 4828, and 66544, listed below</i>	1				
--	66544	LATCH HANDLE <i>for 65990-S</i>					
16	78107	FORMING, HALF GATE CATCH....1					
17	104804	HINGE, SPRING, LONG LEG..... <i>(includes mounting fasteners)</i>	2				
--	6091	NUT,NYLOCK,1/4-20.....	2				
--	6637	SCREW,HHC,1/4-20 X 1.75.....	2				
--	6638	WASHER,FLAT,USS,1/4"Y.....	2				
18	97036	GS30 MAIN DECK ASSY,1530 ANSI..... <i>(CSA)</i>	1				



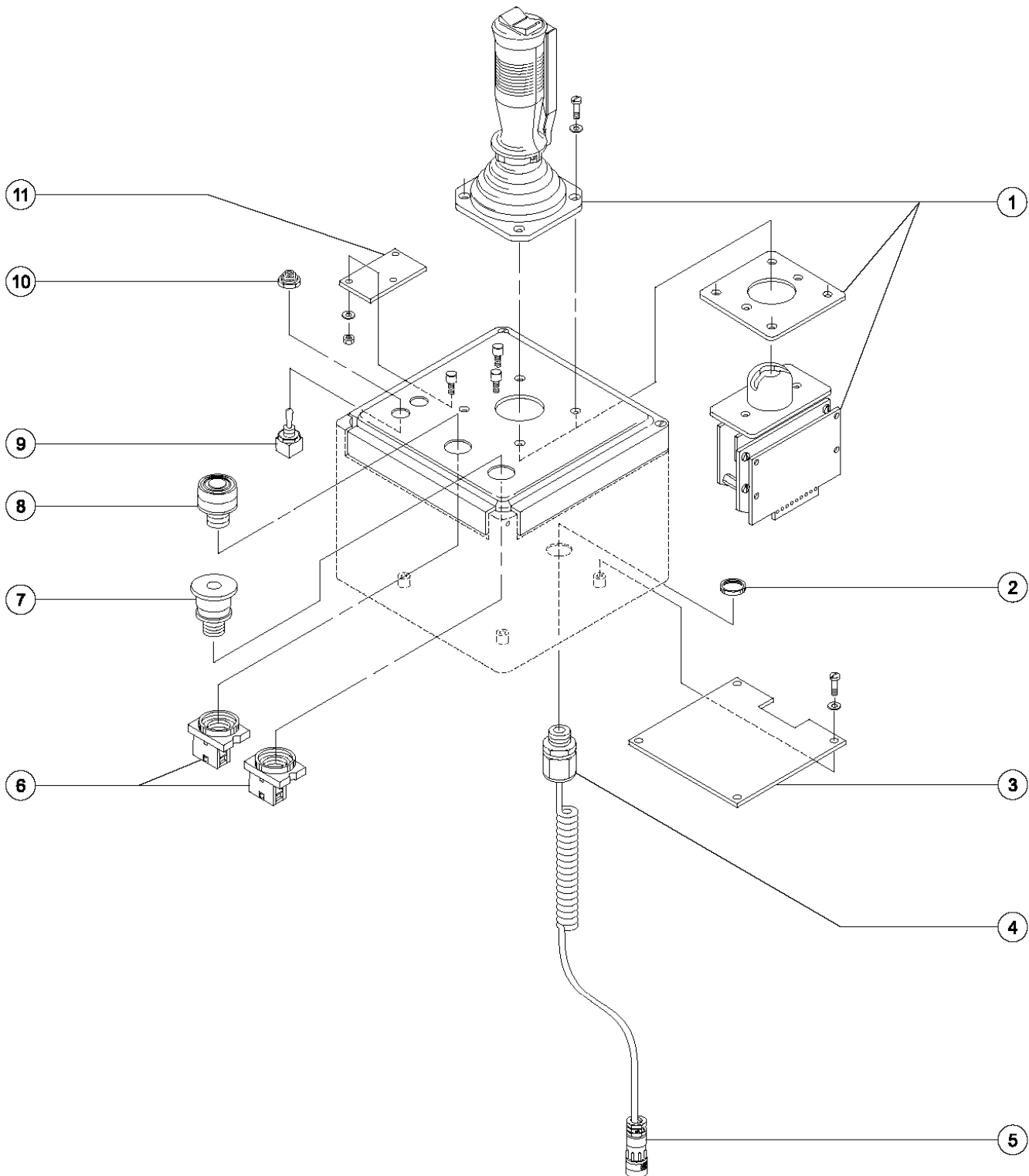
407.1 Power to Platform



407.1 Power to Platform

Item	Part No.	Description	Qty.	Item	Part No.	Description	Qty.
1	10775	T-BOX,2.75 X 4.5 X 2.0.....	1	19	96236	PLATE,AC ADAPTER,DIN/UK***.....	1
2	7127	SCREW,PHILLIPS,PHM,6-32 X .75.....	2	20	33724	KIT,GASKET,UK POWER TO PLAT.....	1
3	45437	COVER,GFCI,WEATHERPROOF.... <i>(North America) (includes gasket and mounting fasteners)</i>	1				
4	45546	SCREW,RHM,6-32 X .5.....	4				
5	13585	OUTLET,110V GFCI***..... <i>(North America)</i>	1				
6	6918	WIRE CABLE,16/3 SJO,BULK.....228-inches <i>GS-1530 (5.79 m)</i>					
6A	6918	WIRE CABLE,16/3 SJO,BULK.....288-inches <i>GS-1930 (7.32 m)</i>					
7	7056	CONN,SQUEEZE,1/2NPT .38-.50,SM..... <i>(12.7 mm)</i>	2				
8	33759	SCREW,PHILLIPS,PHM,8-32 X.375.....	4				
9	96247	WELDMENT,ROLLER BRACKET,RT***.....	1				
10	6090	SCREW,HHC,1/4-20 X .75.....	3				
11	6091	NUT,NYLOCK,1/4-20.....	3				
12	6935	LOCKNUT,ELEC,1/2".....	1				
13	6595	PLUG,ELECTRICAL,DOMESTIC.....	1				
13A	144161	PLUG,PWR,UK,16AMP,3PIN,BLK...1					
13B	6666	PLUG,ELECTRICAL,220/50,NOVON.1					
13C	25388	PLUG,FUSED,250V,13AMP,U.K.**...1					
13D		Ref. No Plug - Consult Factory.....	1				
14	6626	WIRE CAP,ORANGE.....	3				
15	10777	COVER,BLANK.....	1				
16	33724	KIT,GASKET,UK POWER TO PLAT..... <i>(includes one each p/n 66355 and 66356)</i>	1				
--	66346	GASKET, UK RECEPTACLE <i>2.9 x 2.9 inches</i>					
--	66355	GASKET, UK & DIN PWR. TO PLAT. <i>4.6 x 2.9 inches</i>					
--	66356	GASKET, UK RECEPTACLE <i>2.9 x 2.9 inches</i>					
17	T112563	SVC KIT,UK RECEPT.REPLACEMENT.....	1				
18	66353	RECEPTACLE, DIN, 220V 50A.....	1				

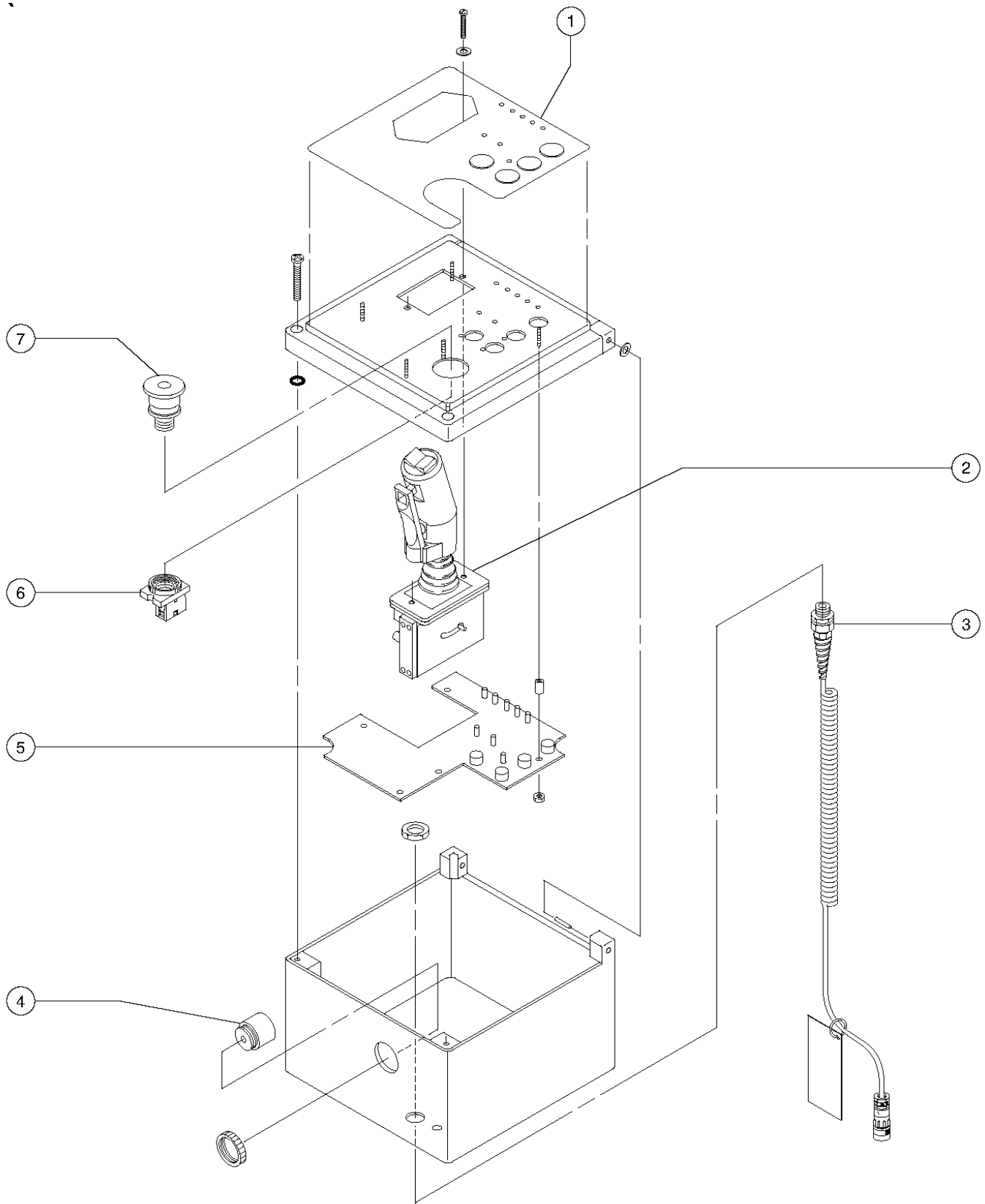
408.1 Platform Controls (to serial number 17407)



408.1 Platform Controls (to serial number 17407)

Item	Part No.	Description	Qty.	Item	Part No.	Description	Qty.
--		KIT,CONTROL BOX UPDATE,GS30 <i>(this kit upgrades units from Gen 1 thru 3 to Gen 4) obsolete, see 105295 for upgrade to Gen 5</i>		9	66410	TOGGLE SWITCH, PREWIRED***.....	1
--	105295	KIT,GEN1 TO GEN5 CONTRL SYS*** <i>(this kit upgrades units from Gen 1 thru 4 to Gen 5)</i>		10	27246	BOOT,TOGGLE SWITCH,SHORT*.....	1
--	58914	BOX, GRAY SCISSOR CONTROLLERS		11	46253	PCB,ASSY,LED,GS JOYSTICK.....	1
--	65298	PLATFRM CNTRLS W/DECALS GS30					
1		Ref. Joystick Controller <i>(refer to Figure 409.1)</i>					
2	46267	NUT-STRAIN RELIEF-GS JOYSTICK~.....	1				
3	105295	KIT,GEN1 TO GEN5 CONTRL SYS***.....	1				
4	46266	STRAIN RELIEF-GS JOYSTICK**~.....	1				
5	46254	COIL CORD ASSY,GS JOYSTICK***..... <i>(includes connector)</i>	1				
6		Ref. Base, Switch..... <i>(refer to items 7 or 8)</i>	2				
7	66761	SERVICE KIT,E-STOP..... <i>(to SN 36365) (this is an update kit; the original E-stop button is no longer available from the supplier. Please note, if this kit has already been installed on the unit, refer to the part numbers listed below)</i>	1				
--	66812	BUTTON,PUSH,RED MUSHROOM HEAD					
--	66817	BASE WITH 1 NC CONTACT, E-STOP					
--	66818	CONTACT,NC					
8	66762	SERVICE KIT,E-DOWN 3246..... <i>(to SN 36365) (this is an update kit; the original black push button is no longer available from the supplier. Please note, if this kit has already been installed on the unit, refer to the part numbers listed below)</i>	1				
--	66813	BUTTON,PUSH,BLACK W/SEAL ***					
--	66815	BASE, W/1 N.O. CONTACTS***					
--	66816	CONTACT,N.O.					

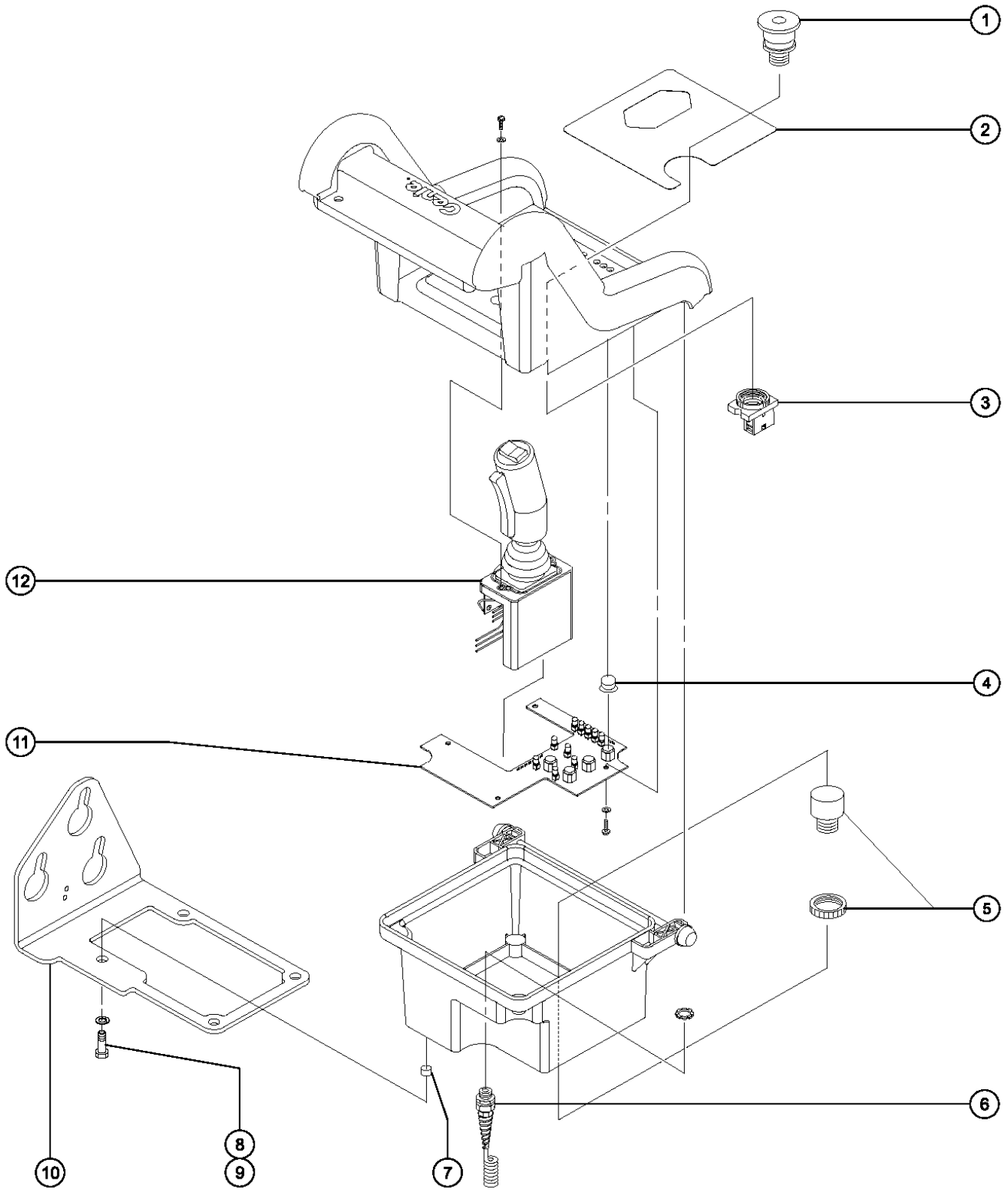
408.2 Platform Controls (from serial number 17408 to 42999)



408.2 Platform Controls (from serial number 17408 to 42999)

Item	Part No.	Description	Qty.
--	65298	PLATFRM CNTRLS W/DECALS GS30	
1	66157	OVERLAY,PLAT CONTROLLER SLAB.....1	1
2		Ref. Joystick Controller.....1 <i>(refer to Figure 409.2)</i>	1
3	62223	COIL CORD-JOYSTICK, SLABS.....1 <i>(includes connector)</i>	1
--	78314	CONNECTOR KIT,ITT CABLE/WIRE	
4	51860	ALARM ASSY.12VDC,ITT.....1 <i>Does not include 72326 nut</i>	1
--	72326	NUT - PLASTIC,RING FOR ALARMS.....1	1
5	66158	PC BOARD,PLAT CNTRL,SLAB.....1	1
6		Ref. Base, Push Button.....1 <i>(refer to item 7)</i>	1
7	66761	SERVICE KIT,E-STOP.....1 <i>(to SN 36365) (this is an update kit; the original E-stop button is no longer available from the supplier. Please note, if this kit has already been installed on the unit, refer to the part numbers listed below)</i>	1
--	66812	BUTTON,PUSH,RED MUSHROOM HEAD	
--	66817	BASE WITH 1 NC CONTACT, E-STOP <i>(contact with base)</i>	
--	66818	CONTACT,NC	

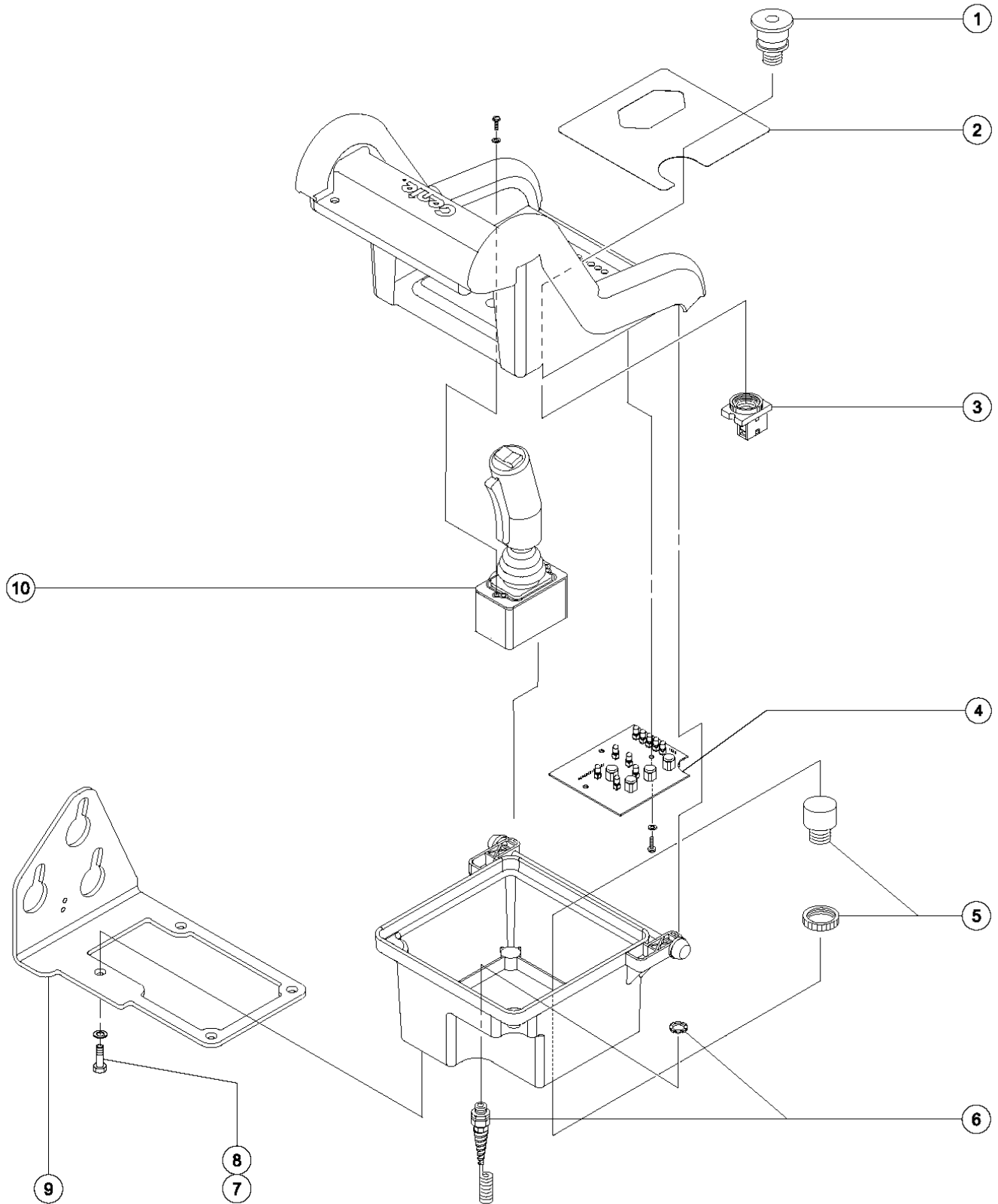
408.3 Platform Controls (from serial number 43000 to 51014)



408.3 Platform Controls (from serial number 43000 to 51014)

Item	Part No.	Description	Qty.
--	78805	BOX,MOLDED UPPER CONTROL	
--	96421	PLAT CONTRL,G4,DEC,IPCB,32/46	
1	66812	BUTTON,PUSH,RED MUSHROOM HEAD.....1	1
2		Ref. Decal - Overlay, Platform Controls.....1 <i>(refer to Figure 101.1)</i>	1
3	66817	BASE WITH 1 NC CONTACT, E-STOP.....1	1
--	66818	CONTACT,NC.....1	1
4	72254	ACTUATR,SWITCH,UNDER OVERLAY*~.....1	1
5	51860	ALARM ASSY.12VDC,ITT.....1 <i>Does not include 72326 nut</i>	1
--	72326	NUT - PLASTIC,RING FOR ALARMS.....1	1
6	62223	COIL CORD-JOYSTICK, SLABS.....1 <i>(includes connector)</i>	1
--	78314	CONNECTOR KIT,ITT CABLE/WIRE	
7	66843	INSERT, 3/8-16 X .5.....1	1
8	8255	SCREW,HHC,3/8-16 X .75.....4	4
9	6021	WASHER,LOCK,.375.....4	4
10	66685	BRACKET,PLAT CONTROL BOX SLAB.....1	1
11	66158	PC BOARD,PLAT CNTRL,SLAB.....1	1
12		Ref. Joystick Controller.....1 <i>(refer to Figure 409.2)</i>	1

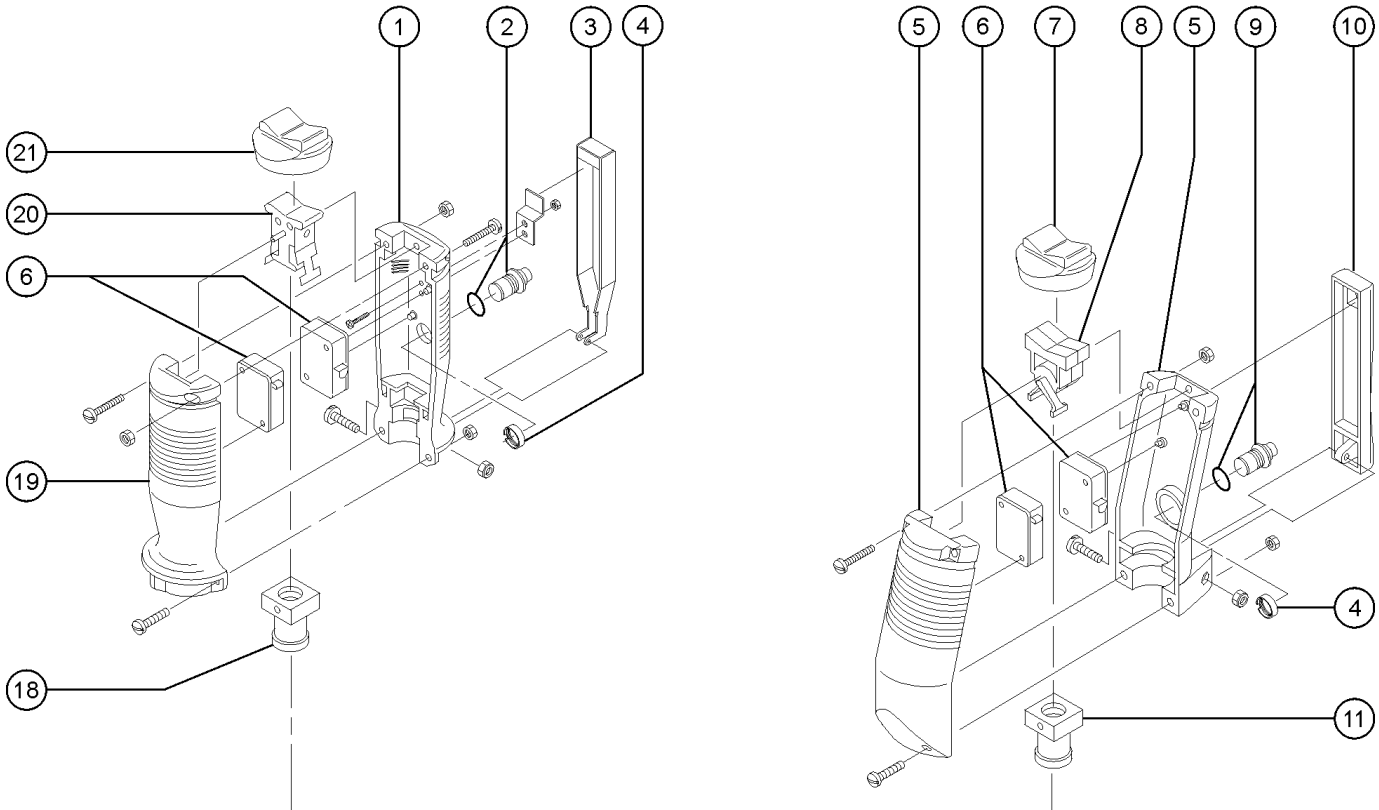
408.4 Platform Controls (from serial number 51015)



408.4 Platform Controls (from serial number 51015)

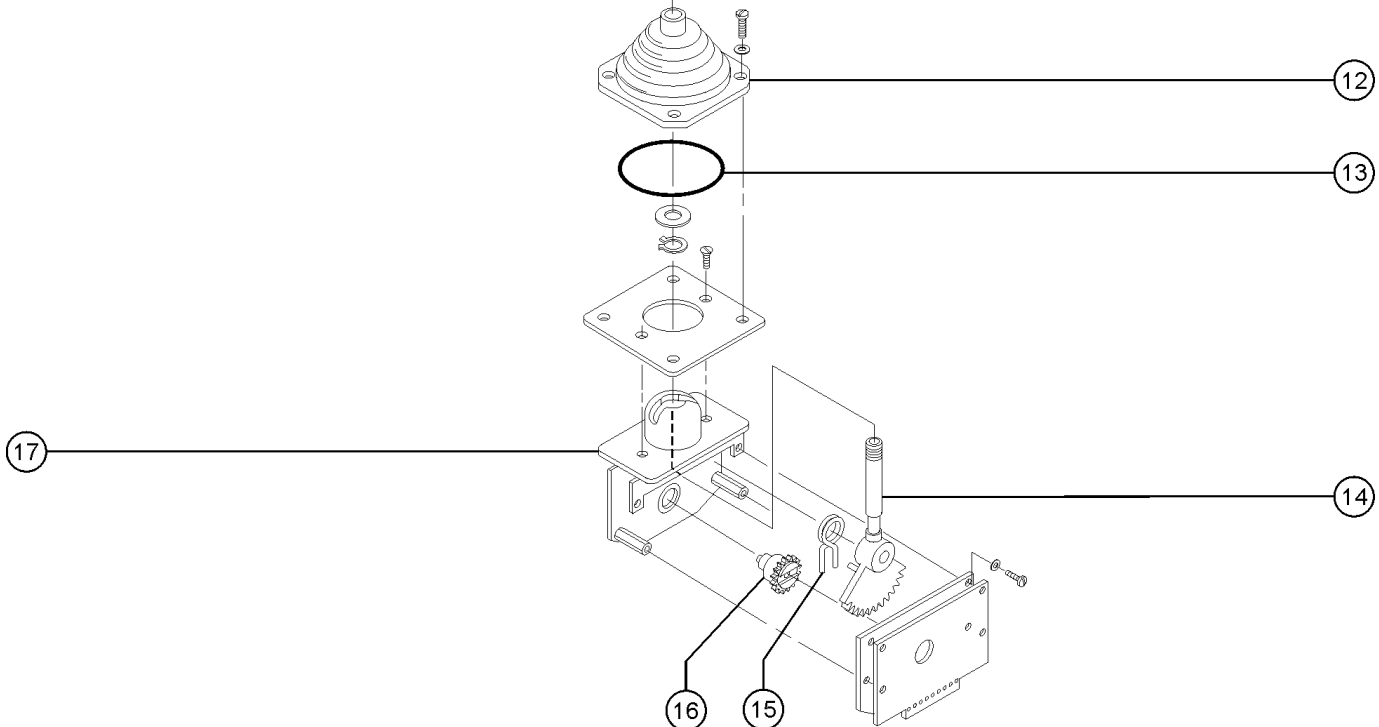
Item	Part No.	Description	Qty.
--	78892	BOX,MOLDED UPPER CONTROL	
--	96020	ADAPTER, HARNESS <i>(connects Gen 4 platform controls with deutsch connector to machines to SN 53999)</i>	
--	96420	PLAT CONTRL,G4,DEC,IPCB,MINI	
1	66812	BUTTON,PUSH,RED MUSHROOM HEAD.....	1
2		Ref. Decal - Overlay, Platform Controls..... <i>(refer to Figure 101.1)</i>	1
3	66817	BASE WITH 1 NC CONTACT, E-STOP.....	1
--	66818	CONTACT,NC.....	1
4	78904	PC BOARD,SLAB,GEN 4.....	1
5	51860	ALARM ASSY.12VDC,ITT..... <i>Does not include 72326 nut</i>	1
--	72326	NUT - PLASTIC,RING FOR ALARMS.....	1
6	62223	COIL CORD-JOYSTICK, SLABS..... <i>(to SN 53999) (includes connector)</i>	1
--	78314	CONNECTOR KIT,ITT CABLE/WIRE <i>(to SN 53999)</i>	
6A	144065	KIT,GEN 5 COIL CORD..... <i>(from SN 54000) (kit, includes connector, coil cord, instructions, dielectric grease and cable tie; see below)</i>	1
6B	78314	CONNECTOR KIT,ITT CABLE/WIRE <i>(from SN 54000)</i>	
7	8255	SCREW,HHC,3/8-16 X .75.....	4
8	6021	WASHER,LOCK,.375.....	4
9	66685	BRACKET,PLAT CONTROL BOX SLAB.....	1
10		Ref. Joystick Controller..... <i>(refer to Figure 409.3)</i>	1

409.1 Joystick Controller (to serial number 17407)



Control handle with metal function enable switch lever

Control handle with plastic function enable switch lever

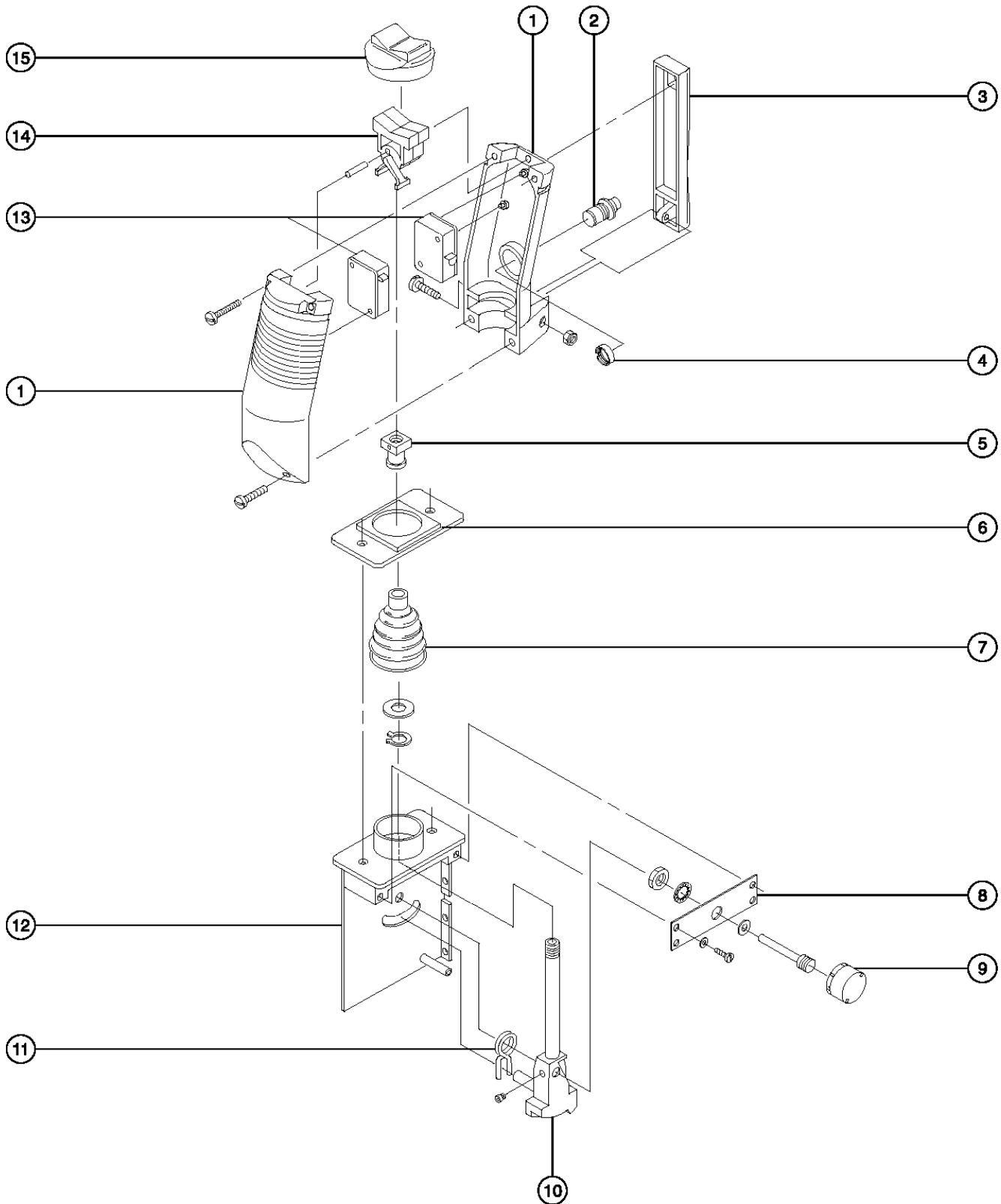


409.1 Joystick Controller (to serial number 17407)

Item	Part No.	Description	Qty.	Item	Part No.	Description	Qty.
--		<i>The GS-1530 and GS-1930 Models were produced using one of two different styles of control handles: one with a metal function enable switch lever, and the other with a plastic function enable switch lever. A serial number break is not available.</i>		--	46272	FLANGE-JOYSTICK MOUNTING,44988.....	1
--	44792	HANDLE HALF SET-FOR 44988 (includes items 1-4 and 21) (for models with metal function enable switch)		13	31526	O-RING,BOOT,CONTROLLER.....	1
--	44988	JOYSTICK W/ENCODER CARD-GS (complete)		14	46227	SHAFT ASSY, JOYSTICK***.....	1
--	65805	ENCODER W/PIGTAIL, 44988		15	21434	SPRING & BUSHING KIT,RETURN***.....	1
--	69537	BEARING,JOYSTICK (57890)		16	19731	GEAR, SLAVE, MS4,45048.....	1
1	46274	HANDLE HALF,ENABLE SW.SIDE-GS.....1 (for models with metal function enable switch)	1	17	19720	CASTING,45049, 40612.....	1
2	46270	PUSHBUTTON-FUNC.ENABLEW/ORING.1 (for models with metal function enable switch)	1	18	43040	NUT,JS,36867/42032/44988/40612.1 (for models with metal function enable switch)	1
3	46269	LEVER,FUNC.ENABLE.SWITCH,METAL.1 (for models with metal function enable switch)	1	19	46275	HANDLE HALF-BACKSIDE,GS JYSTK.....	1
4	46271	NUT-MOUNTING,PUSH BUTTON-44988.....	1			<i>for models with metal function enable switch</i>	
5		Ref. Joystick Handle Set.....1 (refer to Figure 409.2)	1	20		ROCKER ASSEMBLY,45049.....	1
6	19722	MICROSWITCH-V319M.....	2			<i>for models with metal function enable switch (Part No Longer Available)</i>	
7	43038	BOOT-THUMB ROCKER** BLACK.....	1	21	46268	BOOT-THUMB ROCKER, 44988 RED**.....	1
8	65178	ROCKER ASSY W/ROLLPIN***.....1 (for models with plastic function enable switch)	1			<i>for models with metal function enable switch</i>	
9	52050	PUSHBUTTON-FUNC.ENABLEW/ORING.1 (for models with plastic function enable switch)	1				
10	52042	LEVER,FUNC ENABLE SWITCH,RGE**.....	1				
11	52043	NUT,JOYSTICK,44988, RGE.....	1				
12	27134	BOOT,CONTROLLER.....1 includes 46272	1				



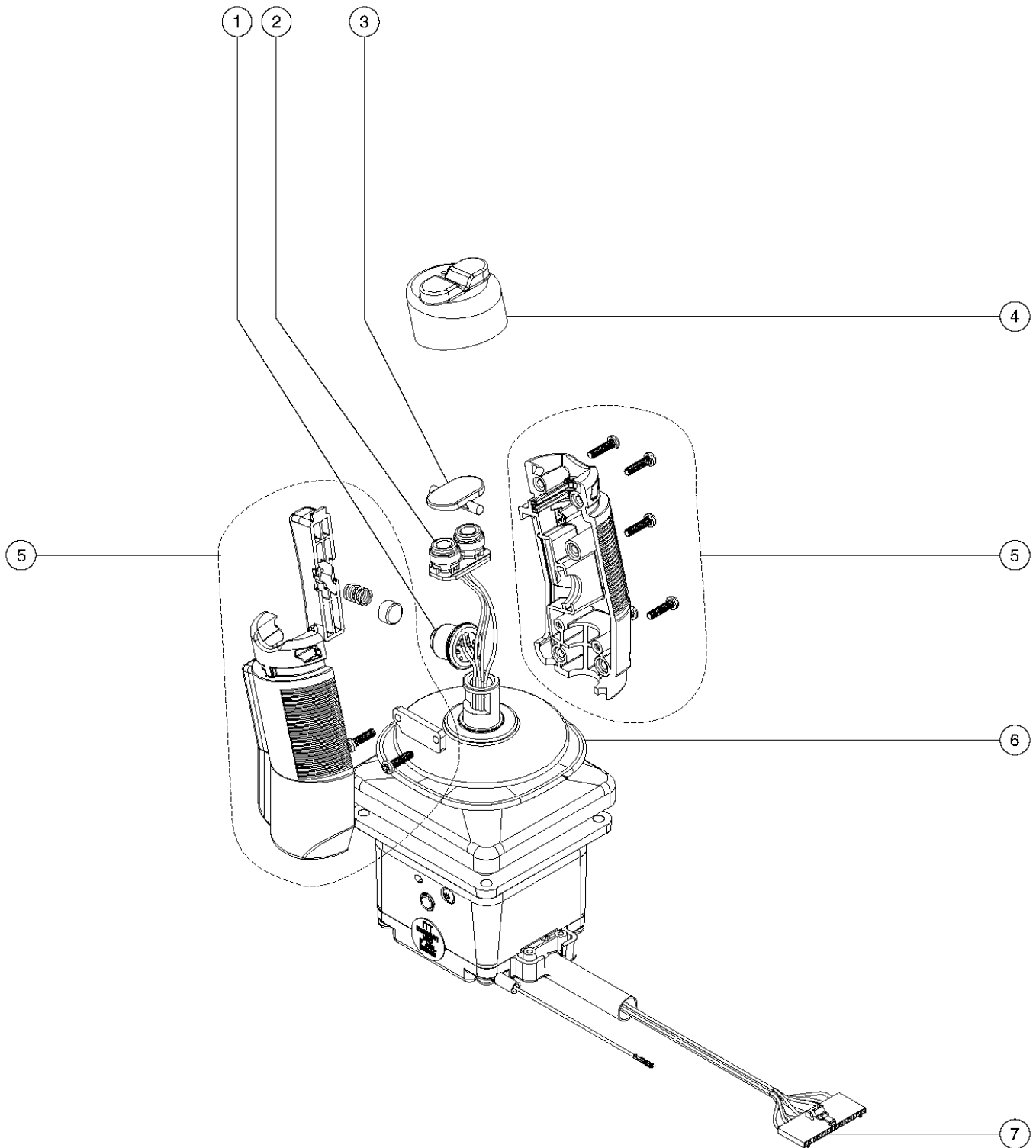
409.2 Joystick Controller (from serial number 17408 to 51014)



409.2 Joystick Controller (from serial number 17408 to 51014)

Item	Part No.	Description	Qty.
--	62161	JOYSTICK CONTROLLER <i>(complete) (verify OEM P/N prior to ordering, label located on bottom of joystick)</i>	
--	62161H	JOYSTICK CONTROLLER <i>aftermarket joystick replacement</i>	
1	58293	HANDLE KIT,GS JYSTK,BOTH HALVE.....1 <i>Complete</i>	1
2	52050	PUSHBUTTON-FUNC.ENABLW/ORING.1 <i>includes mounting hardware</i>	1
3	52042	LEVER,FUNC ENABLE SWITCH,RGE**1	1
4	46271	NUT-MOUNTING,PUSH BUTTON-44988.....1	1
5	52043	NUT,JOYSTICK,44988, RGE.....1	1
6	52529	GASKET-JOYSTICK.....1	1
7	21427	BOOT,CONTROLLER**.....1	1
8	52527	POTENTIOMETER MOUNT PLATE.....1	1
9	65179	POTENTIOMETER (62161)***1	1
10	52525	SHAFT ASSY,JOYSTICK.....1	1
11	21434	SPRING & BUSHING KIT,RETURN***1	1
12	65180	CASTING-JOYSTICK, GS2032.....1	1
13	19722	MICROSWITCH-V319M.....2	2
14	65178	ROCKER ASSY W/ROLLPIN***1	1
15	19710	BOOT, PROTECTIVE, 45049 BLACK.....1	1

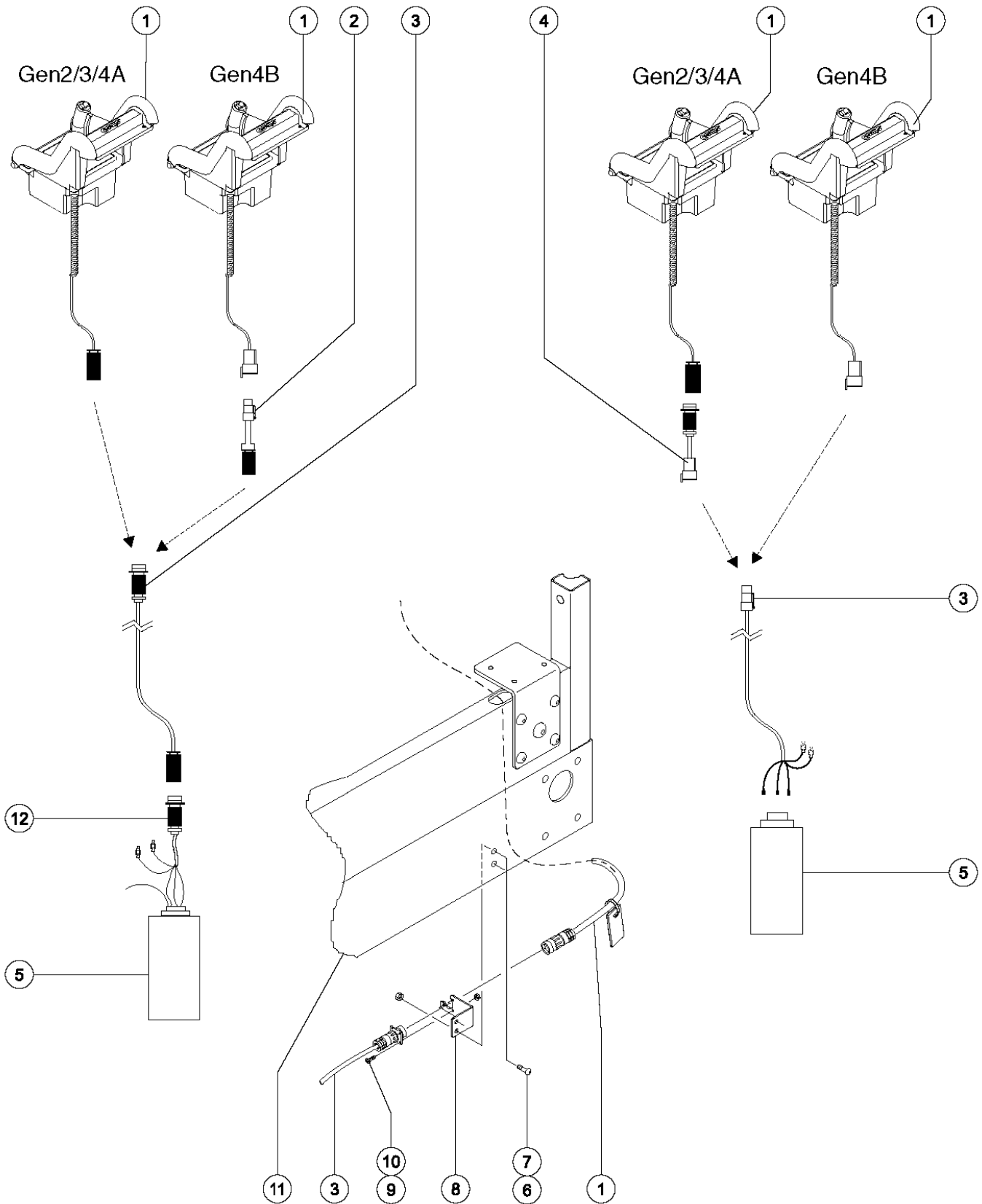
409.3 Joystick Controller (from serial number 51015)



409.3 Joystick Controller (from serial number 51015)

Item	Part No.	Description	Qty.
--	78903	JOYSTICK,SINGL AXIS,HALL,SLAB* <i>OEM joystick (verify OEM P/N prior to ordering, label located on bottom of joystick)</i>	
--	78903H	JOYSTICK,SINGL AXIS,HALL,SLAB <i>aftermarket joystick</i>	
1	105171	KIT,JOYSTICK ENABLE SWITCH....1	
2	105115	KIT,JOYSTICK STEER SWITCH.....1	
3	105109	TURN SWITCH ACTUATOR,JOYSTICK**.....1	
4	97015	BOOT,THUMB ROCKER***.....1	
5	97014	JOYSTICK HANDLE SET, COMPLETE.....1	
6	97013	BOOT, JOYSTICK~.....1	
7	105172	KIT, PLATFORM PC RECEPT/SOC.....1	

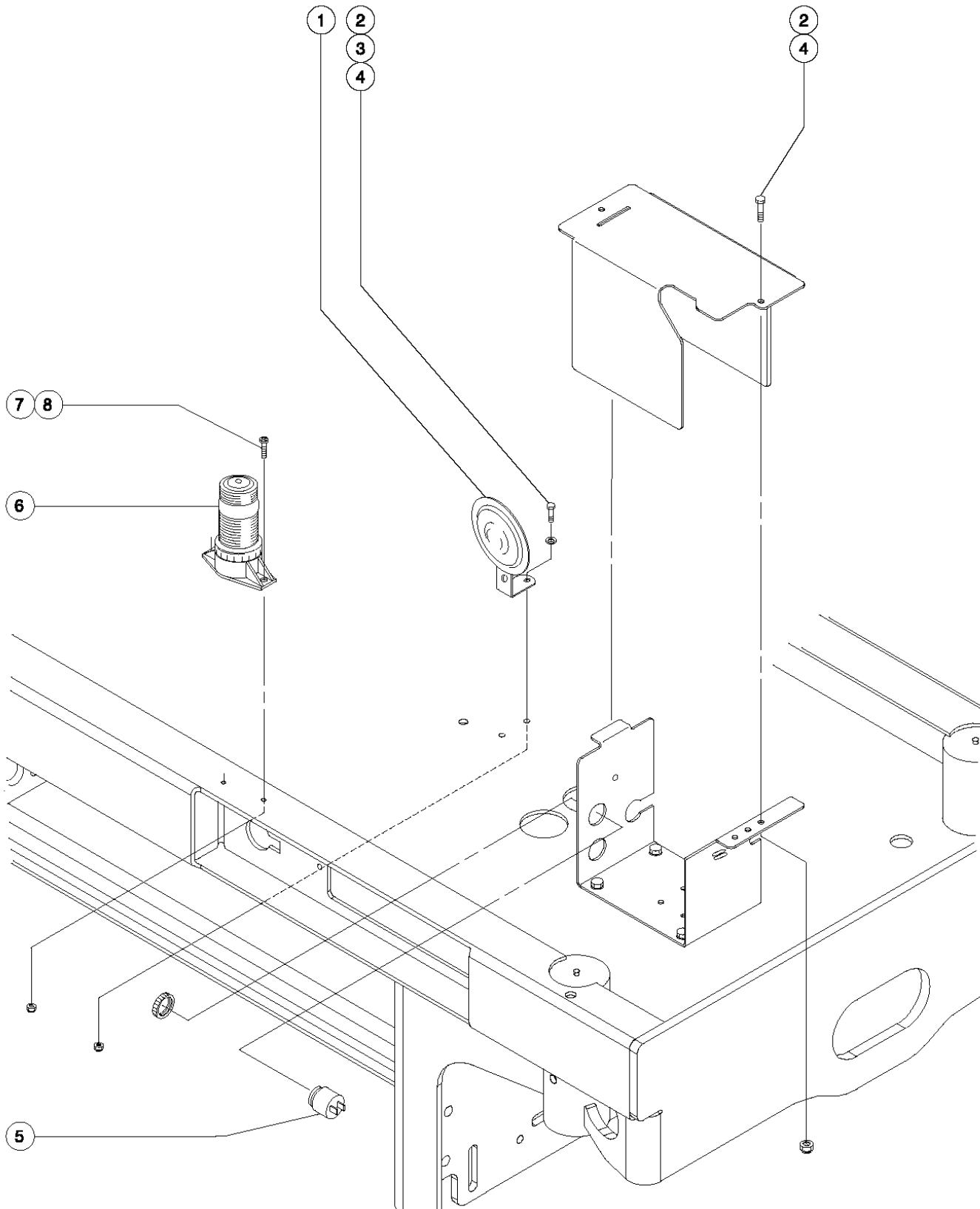
410.1 Control Cable - Chassis to Platform



410.1 Control Cable - Chassis to Platform

Item	Part No.	Description	Qty.
1		Ref. Platform Control Box - Complete (refer to Figures 408.1, 408.2, 408.3 or 408.4)	
2	96019	ADAPTER, HARNESS (to SN 53999) (connects Gen 4 platform controls with deutsch connector to machine harness with round connector)	
3	44749	CONTROL CABLE ASSY., GS-1530.....1 (to SN 6843)	1
--	51618	WIRE ASSEMBLY,GS1530.....1 (from SN 6844) (connects Gen 2 and Gen 3 platform controls with round connector to machine harness with deutsch connector)	1
--	96012	WIRE ASSEMBLY, GS1530.....1 (from SN 54000)	1
3A	46273	CNTRL/CABLE ASSY(OLD)GS,1930.....1 (to SN 6843)	1
--	51619	CABLE ASSEMBLY,1930 CONTROL.....1 (from 6844)	1
--	96013	WIRE ASSEMBLY,GS1930/1932/2032.....1 (from 54000)	1
4	96020	ADAPTER, HARNESS.....1 (from SN 54000)	1
5		Ref. Electronic Control Module.....1 (refer to Figure 204.1, 204.2, 204.3 or 204.4)	1
6	14297	SCREW,BHHS,1/4-20 X .75.....2 (to SN 53999)	2
7	6091	NUT,NYLOCK,1/4-20.....2 (to SN 53999)	2
8	47867	BRACKET,JOYSTICK QUICK DISCNT.....1 (to SN 53999)	1
9	65430	SCREW,PHS,6-32 X 0.25.....3 (to SN 53999)	3
10	12344	NUT,NYLOCK,6-32.....3 (to SN 53999)	3
11		Ref. Platform.....3 (refer to Figures 402.1, 403.1, 404.1, 405.1 or 406.1)	3
12	64258	WIRE ASSY,CHASSIS CONTROL PIGT.....1 (to SN 53999)	1

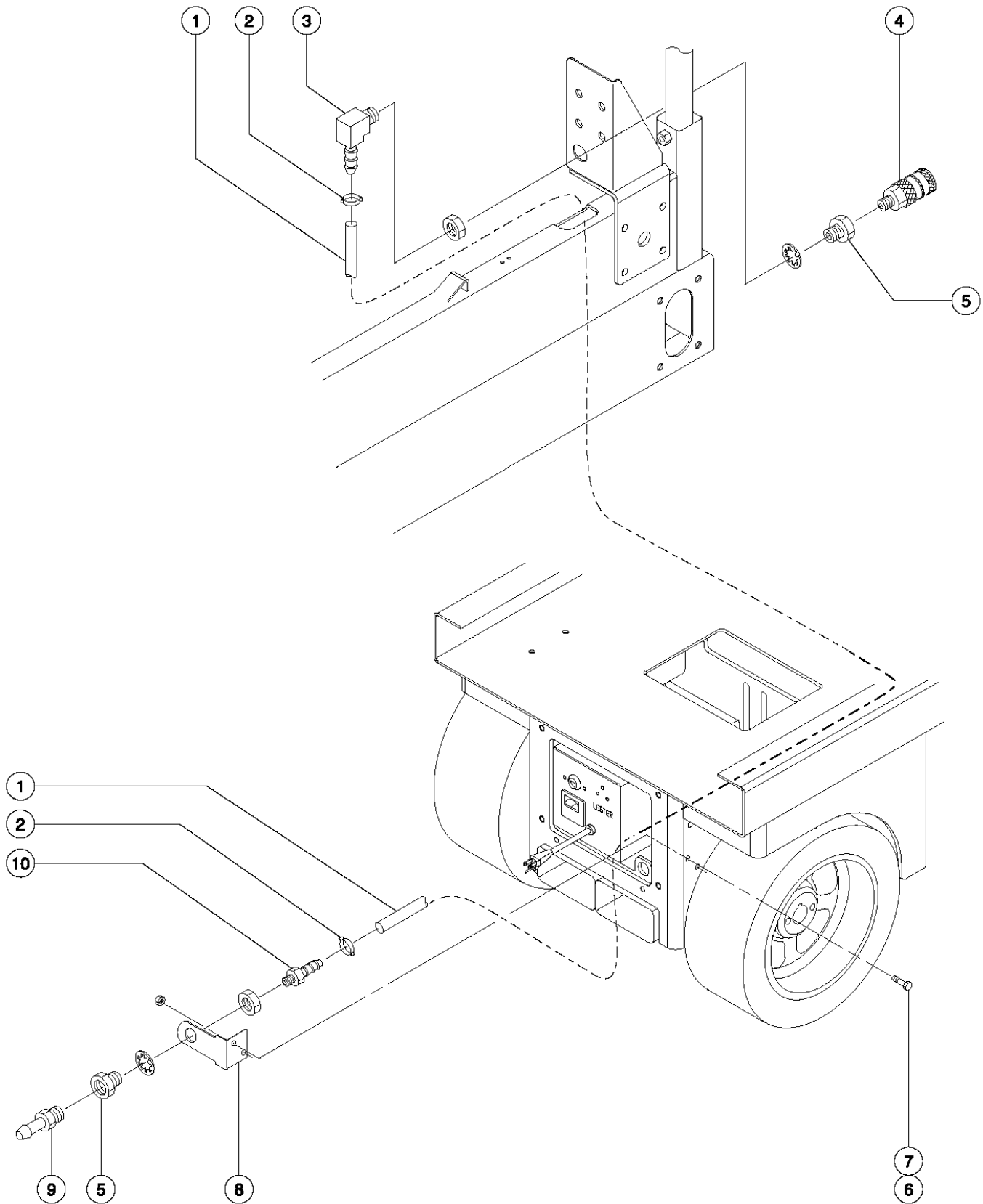
501.1 Alarms, Horn and Flashing Beacon



501.1 Alarms, Horn and Flashing Beacon

Item	Part No.	Description	Qty.
A	47676	GS SLAB AC BEACON <i>(includes wiring harness and installation instructions)</i>	
--	47663	HARNESS,BEACON ACCESSORY, SLAB	
--	48371	INSTALLATION INSTRC.BEACON	
B	47892	GS SLAB AC MOTION ALARM <i>(includes wiring harness and installation instructions)</i>	
--	47662	HARNESS,ALARM ACCESSORY	
--	47679	INSTALLATION INSTRUCT.,ALARM	
C	40826	GS SLAB AC HORN <i>(includes wiring harness and installation instructions)</i>	
--	105992	HORN HARNESS	
--	47680	INSTALLATION INSTRC.HORN	
1	81579	HORN,24VDC,SPADE TERMINALS***1 <i>(automotive style)</i>	1
2	8914	SCREW,HHC,1/4-20 X .625.....3	3
3	6638	WASHER,FLAT,USS,1/4"Y.....1	1
4	6091	NUT,NYLOCK,1/4-20.....3	3
5	18963	ALARM.INTERMITTENT TONE.24V.....1 <i>(does not include 72326 nut) (104 dB)</i>	1
--	72326	NUT - PLASTIC,RING FOR ALARMS.....1	1
6	66909	STROBE,BEACON,W/OUT HARDWARE**1 <i>(amber)</i>	1
--	58973	LIGHT,REPLACEMENT BULB (39676).....1	1
7	6606	SCREW,RHM,10-32 X .75.....2	2
8	6178	NUT,NYLOCK,10-32.....2	2

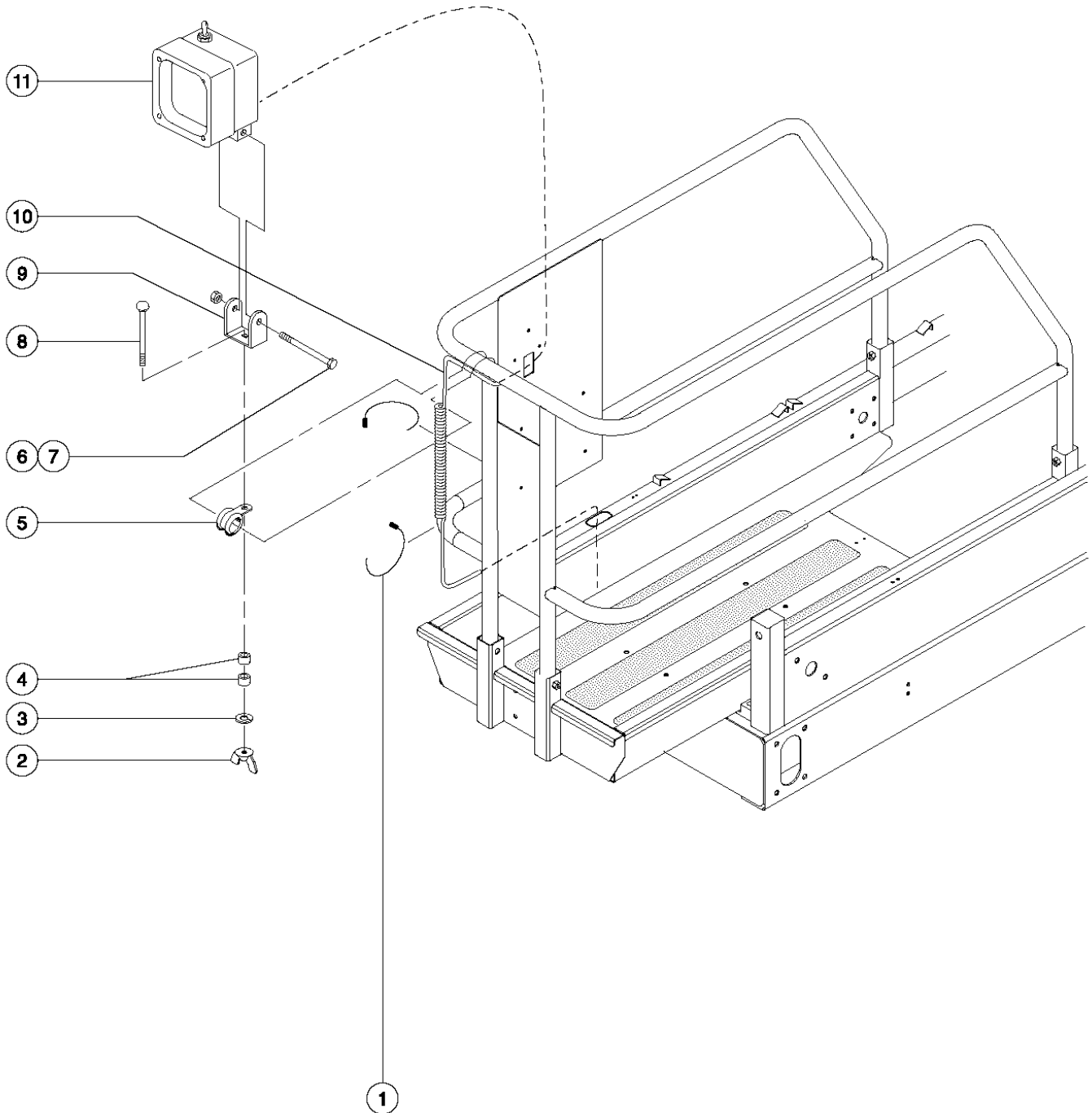
502.1 Air Line to Platform



502.1 Air Line to Platform

Item	Part No.	Description	Qty.
--	40829	GS SLAB AC 1530 AIR TO PLAT	
--	47086	GS SLAB AC 1930 AIR TO PLAT	
1	27903	HOSE,LOW PRESSURE,.375 ID,BLK.....275-inches GS-1530	
1A	27903	HOSE,LOW PRESSURE,.375 ID,BLK.....340-inches GS-1930	
2	27902	CLAMP,HOSE,2 EAR, 5/8.....2	
3	27904	HOSE END,BARBED,RIGID,90DEG6-6.....1	
4	27895	COUPLER,1/4"SERIES 3/8 MPT.....1	
5	27900	BULKHEAD,FEMALE X 6 X 6.....2 (includes mounting fasteners)	
6	6019	SCREW,HHC,3/8-16 X 1.25 GRD 5.....2	
7	4828	NUT,NYLOCK,3/8-16.....2	
8	47077-S	BRACKET,AIRLINE MOUNTING.....1	
9	27894	PLUG,1/4"SERIES,3/8 MPT.....1	
10	27901	HOSE END,BARBED,RIGID,-6-6.....1	

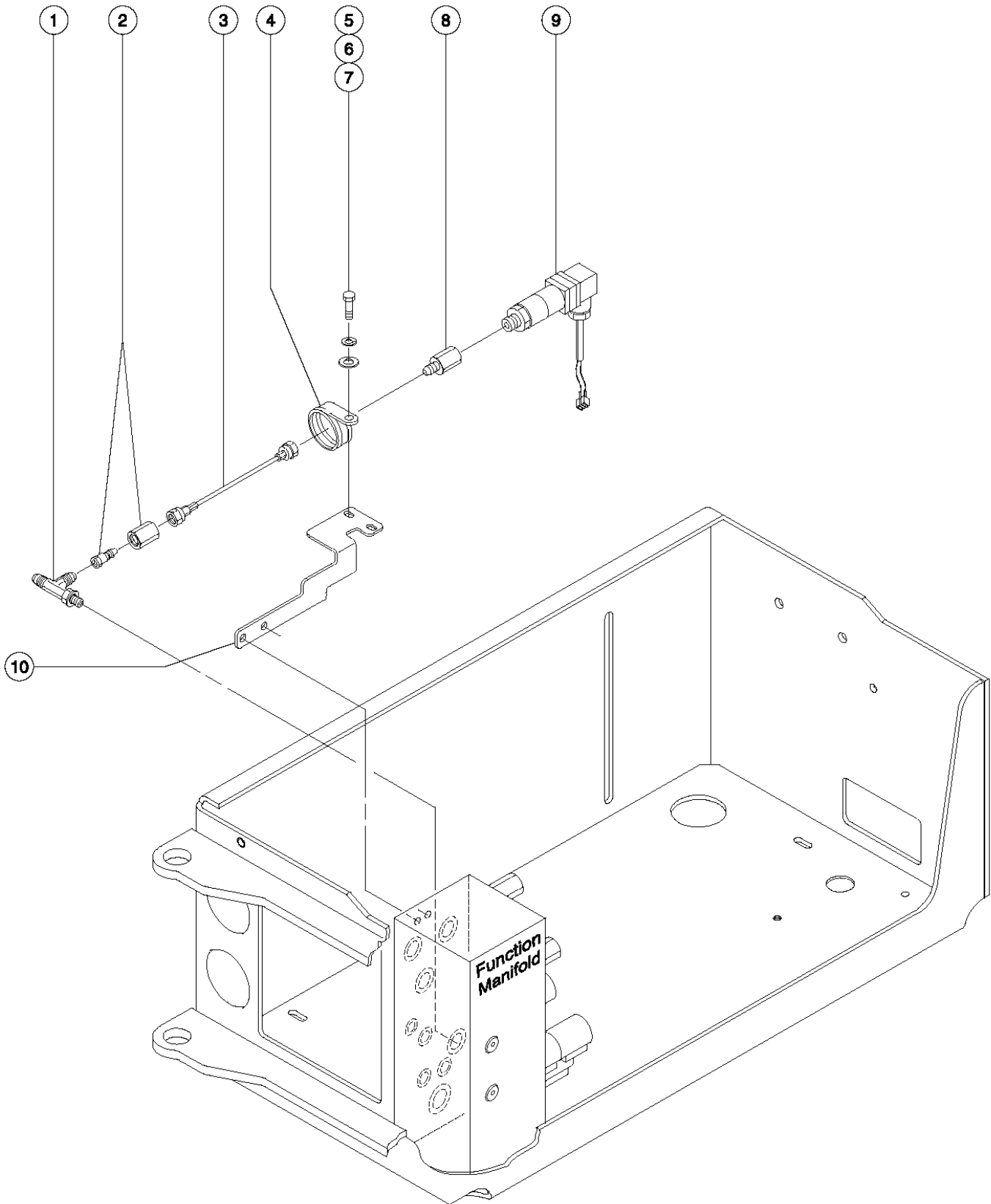
503.1 Platform Worklight



503.1 Platform Worklight

Item	Part No.	Description	Qty.
A	55572	GS SLAB AC 1530 WORK LIGHT	
--	105971	WORKLIGHT PIGTAIL ASSY (chassis)	
--	105972	WORKLIGHT CABLE,GS15XX (linkset) GS-1530	
B	55691	GS SLAB AC 1930 WORK LIGHT	
--	105971	WORKLIGHT PIGTAIL ASSY (chassis)	
--	105973	WORKLIGHT CABLE,GS19/20XX (linkset) GS-1930	
1	28443	CABLE TIE,11.5" BLACK.....	2
2	69229	NUT,WING 5/16-18.....	1
3	6886	WASHER,LOCK,.313.....	1
4	65435	SPACER, .35ID X .785OD X .435....	2
5	33784	CLAMP,1.31,#21 X 1/4,RUB CUSH.....	1
		(3.3 cm)	
6	50793	SCREW,HHC,5/16-18 X 2.....	1
7	6782	NUT,NYLOCK,5/16-18.....	1
8	65439	BOLT,CARRIAGE,5/16-18 X 2.0,G2.....	1
9	144011	WORKLIGHT,24V,COIL CORD.....	1
10	65721	COIL CORD,WORKLIGHT(144011).....	1
11	144011	WORKLIGHT,24V,COIL CORD.....	1

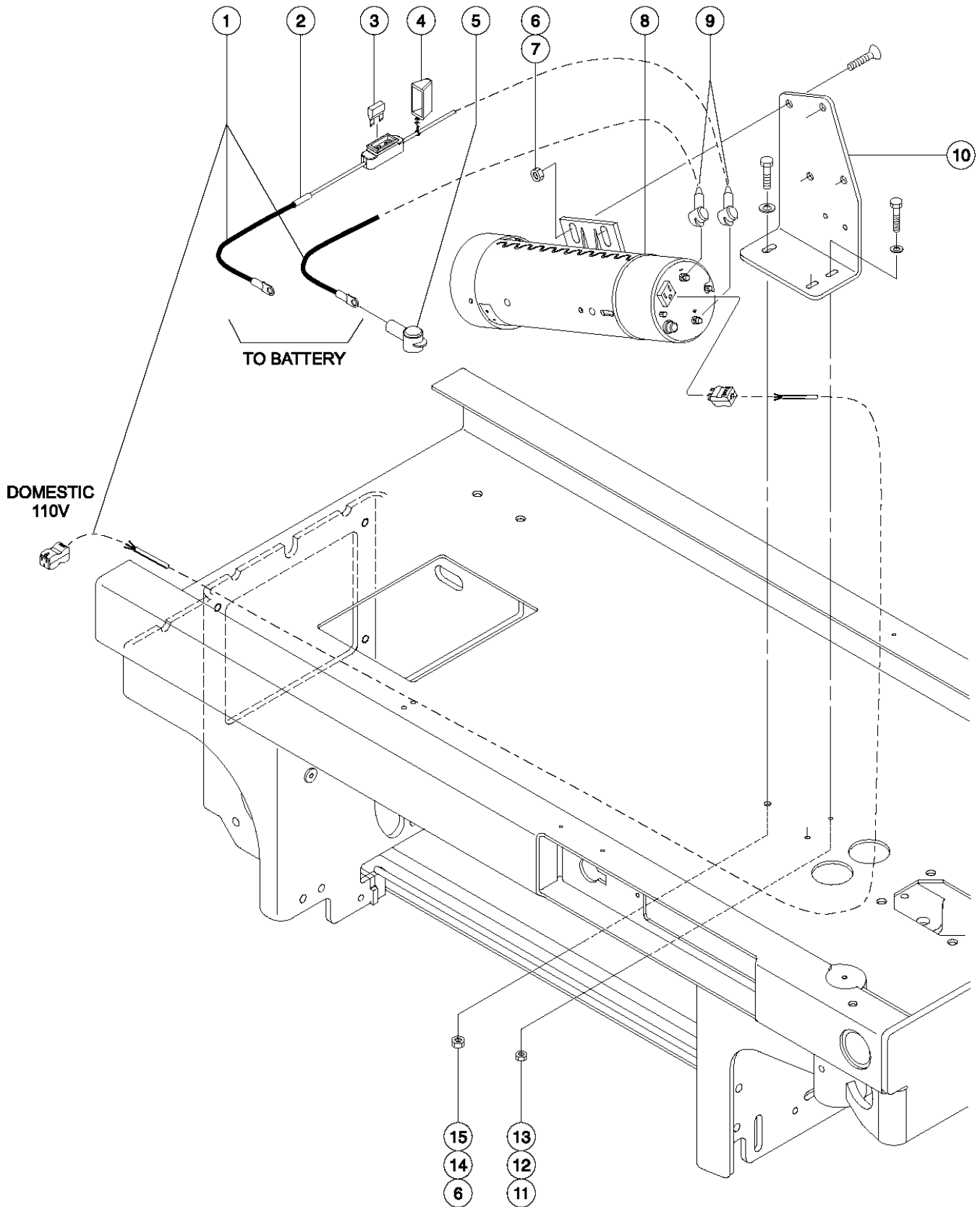
504.1 Platform Overload Protection



504.1 Platform Overload Protection

Item	Part No.	Description	Qty.
--	51328	GS SLAB AC LOAD SENSOR <i>(from SN 17409)</i>	
--	66446	GS SLAB AC LD SENSOR (RLY) <i>(to SN 17408)</i>	
1	51152	TEE,RUN 070432-6*****	1
2	51153	REDUCER,070123-6-4.....	1
2	51508	NUT,070110-6.....	1
3	78873	HOSE ASSY, HANDPUMP/L BRAKE,32..... <i>Hose End - Female JIC Swivel (Parker 10655-4-2), Hose End - Female JIC Swivel (Parker 10655-4-2) and Hose, 1/8" Thermoplastic Medium Pressure (Parker 540N-2)</i>	1
4	21618	CLAMP,1.13,#18 X 1/4,RUB CUSH..... <i>(2.85 cm)</i>	1
5	8914	SCREW,HHC,1/4-20 X .625.....	1
6	6353	SCREW,RHM,1/4-20 X .5.....	1
7	6638	WASHER,FLAT,USS,1/4"Y.....	1
8	51154	CONNECTOR,070103-4-4.....	1
9	51151	SWITCH,PRESS 2500-6000 PSI ADJ..... <i>(172.4 - 413.7 bar)</i>	1
10		Ref. Bracket - Filter Mount..... <i>(refer to Figure 208.1, 208.2, 208.3 or 208.4)</i>	1

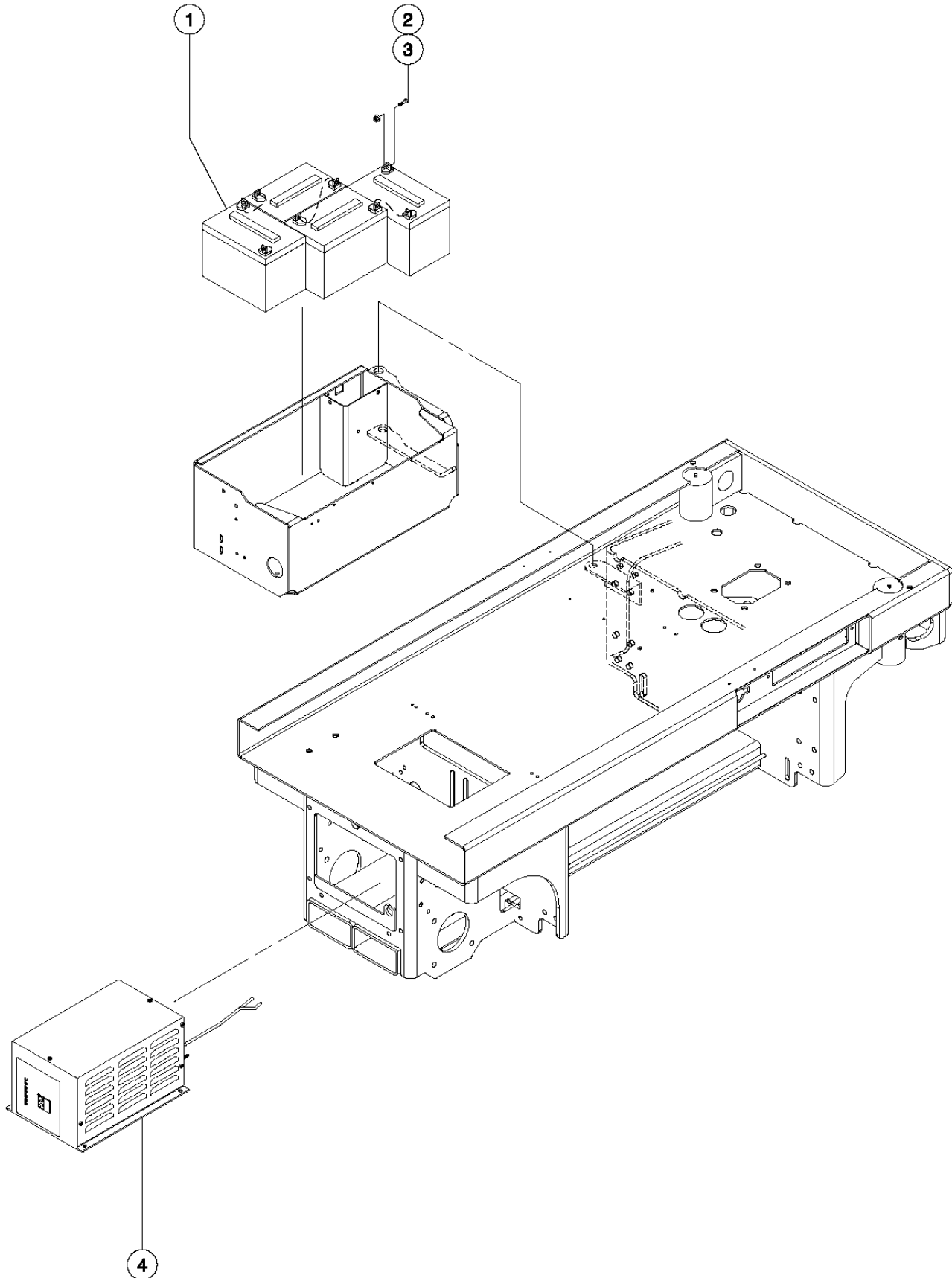
505.1 Voltage Inverter



505.1 Voltage Inverter

Item	Part No.	Description	Qty.
1	66807	FUSE/WIRE ASSY, GS30/GS2632.....	1
2	66466	BUTT SPLICE, 6-GA.....	1
3	55726	FUSE,50 AMP.....	1
4	55747	FUSE HOLDER,INLINE,GS.....	1
5	51147	BOOT,CABLE TERMINAL,LG,RED,2/0.....	1
6	4828	NUT,NYLOCK,3/8-16.....	1
7	54074	SCREW,FHS,3/8-16 X 1,ZINC.....	1
8		INVERTER <i>component no longer available</i>	
9	55748	BOOT,CABLE TERMINAL,SMALL...2	
10	55734	FORMING,INVERTER MOUNTING,GS30.....	1
11	6091	NUT,NYLOCK,1/4-20.....	2
12	6638	WASHER,FLAT,USS,1/4"Y.....	4
13	6090	SCREW,HHC,1/4-20 X .75.....	2
14	4828	NUT,NYLOCK,3/8-16.....	2
15	6097	WASHER,FLAT,USS,3/8",Y.....	1
16	6175	SCREW,HHC,3/8-16 X 1.....	1

506.1 Battery - Maintenance Free



506.1 Battery - Maintenance Free

Item	Part No.	Description	Qty.
--	66380	CHARGER,MAINT. FREE-GS	
1	105150	BATTERY,MAINTENANCE FREE,6V***	4
2	10107	SCREW,HHC,5/16-18 X .75.....	8
3	18503	NUT,LOCKING-LG.FLANGE,5/16-18.8	
4		Ref. Battery Charger..... <i>(refer to Figure 203.1)</i>	8

Part Number Index

The Part Number Index is a numeric index of all part numbers included in this manual. The index shows what page(s) the part is used on.

Part Number	Page	Part Number	Page	Part Number	Page	Part Number	Page
10107	73, 75, 77, 79, 81, 183	18666	51-52, 55, 57	28175	12	39438P	73, 75, 77
10262	67	18722	17, 19, 21-22, 25, 27-28	28176	11-12	39440P	133, 135, 137, 139
104804	153	18963	173	28235	11-12	39447	49, 59, 73, 81
105067	101	19273	77, 79, 107-108	28236	11-12	39469	49, 59, 81, 83, 151
105109	169	19284	51-52, 55, 57, 59, 61, 75, 85	28443	125, 127, 137, 139, 141, 177	39470	49, 59, 81, 83, 151
105115	169	19436	49, 51-52, 55, 57, 111, 113, 115	28487	149	39474	49, 73, 145, 147, 151, 153
105122	17, 19, 21-22, 25, 27-28, 63, 65	19491	33, 35, 37-38	29868	35, 37-38	39478	145
105150	183	19506	89, 91, 93	31060	12	39479	17, 19, 27-28
105171	169	19710	167	31508	12	39494	103-104
105172	169	19720	165	31526	165	39497	103-104, 107-108
105295	51-52, 157	19722	165, 167	32148	113, 115	39498	103-104
105334	47	19731	165	32149	113, 115	39500	103-104
105390	87	19815	73, 75	32150	11-12	39506	104, 108
105457	95, 97, 99	19871	73, 75	32151	11-12	39509	145
105739	47	19872	73, 75	32339	77, 79	39510	145
10587	49, 51-52	20224	95, 97, 99, 103-104	32645	65	39518	73, 75, 79
105902	111	20912	21-22, 25, 27-28	33550	145, 147	39532	49, 51-52, 73, 81
105903	111	21121	121, 123, 133, 135	33681	59, 65, 83	39540	31, 33, 35, 37-38
105904	111, 113, 115	21279	151, 153	33724	155	39542	67, 69, 71
105905	113, 115	21427	167	33759	155	39559	63
105906	113, 115	21434	165, 167	33784	177	39560	121, 123, 125, 127, 133, 135, 137, 139
105911	111, 113, 115	214873	11-12	35461	67, 151	39579	49, 73
10597	49, 59, 61, 63, 65, 67, 69, 71, 73, 81, 83, 85	214875	11-12	35463	69, 71	39580	17, 19, 21-22, 67, 69, 71
105971	177	214876	11-12	36369	49, 55, 59, 81	39581	25, 27-28, 67, 69, 71
105972	177	214877	11-12	36874	143	39582	17
105973	177	214878	11-12	37145	12	39586	17, 19, 21-22, 25, 27-28
105977	111, 113, 115	214879	11-12	37947	89, 91	39593	67
10598	63, 65	214880	11-12	38028	17, 19, 21-22, 27-28, 59, 61, 69, 71, 83, 85	39603	147
105992	173	214881	11-12	39038	17, 19, 21-22, 25, 27-28	39608	147
10775	155	214882	11-12	39046	145, 147	39612	15
10777	155	214883	11-12	39094	117, 129	39657	65
115426	57	214884	11-12	39095	117, 119, 129, 131, 143	39794	49
11966	49, 51-52, 55, 57, 125, 127, 137, 139	214885	11-12	39096	121, 123, 133, 135	39796	151
11968	51-52, 55, 57, 151	214886	11-12	39127	117, 121, 123, 125, 127, 129, 133, 135, 137, 139	39796	151
12017	41	214887	11-12	39223	73, 75, 79, 107-108	39835	119, 131
12344	171	21618	179	39225	73, 75, 79, 107-108	39870	104
1268	11-12	218236	73, 75, 77, 79	39225	73, 75, 79, 107-108	39871	104
12960	35, 38	219480	47	39226	73, 75, 79, 103-104	39872	103-104, 108
12960	35, 38	219492	52, 55, 57	39226	73, 75, 79, 103-104	39873	103-104, 108
12960	35, 38	219493	52, 55, 57	39227	73, 75, 77, 79	39874	103-104, 108
12981	63	219494	52, 55, 57	39227	73, 75, 77, 79	39875	103-104, 107-108
13000	61, 85	219498	73, 75, 77, 79	39232	31, 33, 35, 37-38	39876	103-104, 107-108
13002	49, 51-52, 55, 57, 61, 75, 85	219556	73, 75, 77, 79	39240	17, 19, 21-22, 25, 27-28	39877	101, 103-104, 108
13008-6	41	21982	89, 91	39244	49, 59, 67, 81	39878	103-104, 107-108, 121, 123, 133, 135, 141
131426	143	22264	75	39250	17, 19, 21-22	39879	103-104, 108
13585	155	22265	75	39270P	121, 123, 125, 127, 133, 135, 137, 139	39880	104, 107-108
13635-10	27-28, 63	22446	153	39271	63, 65	39883	103-104
13757	108	227782	27-28	39271	63, 65	39885	103-104
13918	35, 37-38	23083-S	31, 33, 35, 37-38	39274	117, 121, 123, 129, 133, 135	39889	79
14033	117, 119, 129, 131, 143, 147, 149	232582	115	39275	121, 133, 135	39895	77, 79
14041	35, 38	233368	115	39288	17	39906	67
14297	31, 33, 35, 37-38, 171	233371	115	39297	49	39907	33, 35, 37-38
144011	177	233431	115	39297P	59	40265	67, 69, 71
144065	163	23845	75	39298	73	40434	11-12
144161	41, 155	25388	41, 155	39298P	81	40536	41
144180	47	27134	165	39301	73	40537	41
1484	11-12	27246	89, 91, 93, 157	39301P	75	40552	111, 113, 115
16487	31	27262	41	39310	145, 147	40594	69, 71
18383	119, 125, 127, 131	27488	31, 33, 35, 37-38	39317	69, 71, 145, 147	40826	173
18384	117, 121, 129, 133	27894	175	39341-S	145	40829	175
18385	49	27895	175	39342P	145	40832	73, 75, 77, 79
18503	183	27900	175	39347	95		
18542	45	27901	175	39429	151		
18605	67, 71, 151	27902	175				
		27903	175				
		27904	175				
		28161	12				
		28164	12				
		28171	12				
		28174	11-12				

Part Number Index (continued)

Part Number	Page	Part Number	Page	Part Number	Page	Part Number	Page
40833	49, 51-52, 55, 57	44736	11-12	46978	147	47548	19, 21-22, 25,
40835	49, 81	44737	12	47012	103-104, 121,		27-28, 59, 61,
40836	31, 33, 35, 37-38	44739	73		123, 133, 135		73, 83, 85
40844	87	44740	49	47030	104, 108	47566-S	135, 139
41557-S	121, 123, 133,	44741	145	47046	121, 123, 133,	47566P	137
	135, 141	44742	63, 65		135	47573P	123, 125, 127
41630	49, 59, 81, 83,	44743	151, 153	47077-S	175	47595	119, 131
	151	44744	151	47086	175	47598	147
41695	69, 71	44745	151	47098	145, 147, 153	47599	117, 119, 129,
42019	73, 75	44746	117, 129	47102	117, 119, 129,		131
42079	17, 19, 21-22,	44749	171		131	47655	119, 131
	25, 27-28, 65	44750	87	47129	67, 69, 71	47662	173
42280	73, 75, 103-104	44751	87	47130	67, 69, 71	47663	173
4266	69, 71	44752	87	47138	145, 147, 149	47666	123, 125, 127,
43038	165	44753	12	47148	147		135, 137, 139
43040	165	44777	87	47158	117, 119, 129,	47670	103-104
43089	12	44778	87		131	47676	173
43090	11-12	44780	17, 19, 21-22,	47160	143	47679	173
43091	11-12		25, 27-28, 63, 65	47161	67, 69, 71	47680	173
43092	11-12	44781	17, 19, 21-22,	47162	67, 69, 71	47711	121
43093	12		25, 27-28, 63, 65	47163	151, 153	47711P	123, 125, 133,
43616	12	44782	17, 19, 21-22,	47164	121, 123, 125,		135, 137
43617	12		25, 27-28		133, 135, 137,	47785	147
43618	11-12	44783	17, 27-28		139	47793	51-52, 59, 61,
43619	12	44784	67	47165	49		75, 85
43658	11-12	44785	67	47167	151	47867	171
43685	87	44788	73, 75, 77, 79	47188	145, 147	47892	173
43696	11-12	44792	165	47189	17, 19	47907	69, 71
43956	63, 65	44828	63	47190	17, 19	47923	51-52, 55, 57
44160	49, 81	44829	63	47191	67	47946	25, 27-28
44161	117, 129	44973	141	47194P	31, 33	4828	19, 25, 27-28,
44162	117, 129	44974	67	47218	151		63, 65, 69, 71,
44166	95	44979	141	47222	151		117, 119, 121,
44167	95, 97	44980	11-12	47224	145		123, 125, 127,
44168	95, 97, 99	44988	165	47225	151		129, 131, 133,
44169	95, 97, 99	44994	12	47227	59, 83, 151		135, 137, 139,
44170	95, 97	45071	123, 135	47228	59, 83		143, 145, 147,
44174	95, 97, 99	45226	123, 125, 127,	47230	133		149, 153, 175,
44175	95, 97, 99		135, 137, 139	47231	145, 147		181
44176	95	45385	33, 35	47232	35, 37-38, 49,	48282	43
44177	95	45437	155		51-52, 55, 57,	48324	69, 71
44178	95, 97	45454	49, 51-52, 55,		75, 77, 79	48371	173
44179	97		57, 125, 127,	47255	17, 19, 21-22,	48381	119, 131
44207	73, 75, 77, 79		137, 139		59, 61, 69, 71,	48382	119, 131
44213	117	45546	155		83, 85	48383	119, 131
44214	117, 129	45748	17, 19, 21-22,	47273	67	48384	119, 131
44215	129		25, 27-28	47323	59, 61, 83, 85	48385	119, 131
44216	101	45840	89, 91, 145, 147	47324	59, 61, 83, 85	48386	119
44217	101	46131	103-104	47325	59	48387	131
44218	101	46216	99	47331	83	48388	131
44220	11-12	46227	165	47332	83	48659	95, 97
44224	95, 97, 99, 101	46238	11-12	47342	59, 61, 83, 85	48670	145
44225	95, 97, 99	46244	129	47363	151	48671	145
44226	95, 97, 99	46248	145	47370	147	48672	31, 33
44227	95, 97, 99	46253	157	47374	151	48673	19
44228	95, 97	46254	157	47389	151	48678	119, 131
44229	95, 97, 99	46260	151	47455	59, 61, 85	48680	119
44230	95, 97, 99	46262	12	47462	19, 21-22	48681	131
44231	117, 129	46263	111, 113, 115	47464	19, 21-22	48685	121
44232	97	46264	111	47476	113, 115	48708	51-52, 55, 57
44233	101	46266	157	47478	51-52, 55, 57, 93	48709	75, 77, 79
44236	95, 97, 99	46267	157	47480	55, 57	48710	69, 71
44243	111	46268	165	47502	121, 123, 125,	48711	69, 71
44244	111	46269	165		127, 135, 137,	48712	69, 71
44247	95	46270	165		139	48713	69, 71
44249	121, 123, 133,	46271	165, 167	47514	35	48880	95, 97, 99, 103-
	135	46272	165	47520	17, 19, 21-22,		104, 108
44250	17, 19, 21-22,	46273	171		25, 69, 71	48977	108
	25, 27-28	46274	165	47521	19, 21-22	48997	95, 97, 99
44251	17	46275	165	47522	75, 77, 79	49901	111
44252	17	46288	95, 97, 99	47523	147, 149	49902	111, 113, 115
44253	11-12	46335	41	47524	147, 149	49903	111
44254	11-12	46337	41	47543-S	33	49904	111, 113, 115
44255	11-12	46347	59	47547	25	49905	111
44716	49, 51-52, 55, 57	46348	83			49906	111, 113, 115
44733	59, 83	46976	49			49907	111, 113, 115

Part Number Index (continued)

Part Number	Page	Part Number	Page	Part Number	Page	Part Number	Page
49908	111, 113, 115	55558	133, 135, 141	6097	17, 19, 35, 37-38	65977	25
50793	177	55559	121, 123, 141		38, 49, 51-52,	65982	61
51063	33, 35, 37-38, 69, 71	55572	177		59, 63, 65, 73,	65990-S	153
51145	35, 37-38	55616	73, 75, 77, 79, 103-104, 107-108		77, 79, 83, 87, 123, 125, 127, 135, 137, 139,	66055	119, 131
51147	181				145, 147, 149, 151, 181	6606	173
51151	179	55620	43			6607	33
51152	179	55691	177			66098	121, 123, 125, 127, 133, 135, 137, 139
51153	179	55715	123, 133, 135, 141	6115	71, 121, 123, 133, 135	66157	15, 159
51154	179			6145	49, 51-52, 55, 57	66158	159, 161
51277	104	55725	35, 37-38	6146	69, 71	66159	103-104, 107-108
51278	104	55726	181	6147	49, 51-52, 55, 57	66204	77, 79, 107-108
51282	104	55734	181	6175	19, 35, 37-38,	66206	87
51283	104	55747	181		49, 51-52, 63,	6626	155
51284	104	55748	181		65, 73, 77, 79,	66346	155
51285	104	55789	77, 79		139, 181	66353	155
51286	103-104, 107-108	55917	21-22, 25, 27-28	6178	31, 33, 35, 37-38, 49, 51-52,	66355	155
		55921	87		55, 57, 69, 71,	6637	67, 153
51288	41, 43, 65	55941	79		173	66375-S	149
51290	151, 153	55953	21-22, 25, 27-28	6198	17, 19, 21-22, 25, 27-28, 63, 65	6638	49, 51-52, 55, 57, 63, 65, 73, 75, 77, 79, 121, 123, 125, 127, 133, 135, 137, 139, 151, 153, 173, 179, 181
51314	149	55968	107-108			66380	183
51319	149	55983	59, 61, 69, 83, 85			66397	49, 51-52, 55, 57
51320	149	55989-S	17, 19, 21-22, 25	62053	11-12	66410	157
51324	149	55990-S	17, 19, 21-22, 25	62054	11-12	66411	113, 115
51325	149	56100	89, 91, 93	62082	95, 97, 99	66412	41
51326	147, 149	56302	49, 51-52, 55	62161	167	66427	49, 51-52
51328	179	56912	31, 33, 35, 37-38, 51-52, 55, 57, 63, 65	62161H	167	66428	35, 37-38
51346	65			62223	159, 161, 163	66446	179
5135	49, 59, 73, 81	58000	125, 127, 137, 139	62231	41	66455	89, 91
51367	151			62232	41	66458	31, 33, 35, 37-38
51496	61, 85	58125	123	62233	41	66465	121, 123, 133, 135, 141
51508	179	58145	133, 135	62234	41	66466	181
51618	171	58146	141	62237	41	66469	141
51619	171	58147	141	62858-S	41	66478	45
51678	95, 97	58243	65	6353	179	66544	153
51692	151, 153	58286	65	6356	17, 19, 21-22, 25, 27-28, 31, 33, 49, 51-52,	66551	153
51763	119, 131	58293	167		55, 57, 63, 65,	6666	41, 45, 155
51860	159, 161, 163	58914	157		73, 75, 77, 79,	66685	153, 161, 163
52042	165, 167	58973	173		121, 123, 133,	66714	85
52043	165, 167	58992	101		135, 141	66717	49, 51-52, 55, 57
52050	165, 167	6002	61, 85, 151			66750	27-28
52060	11-12	6019	17, 19, 27-28, 121, 123, 125, 127, 133, 135, 137, 147, 151, 175	64258	55, 171	66761	89, 91, 93, 157, 159
52061	11-12			65052	12	66762	157
52062	11-12	6021	35, 37-38, 73, 75, 87, 143, 151, 153, 161, 163	65057	12	66771	99
52168	43	6033	49, 51-52, 59, 63, 65, 73, 81	65167	151	66778	28
52169	43			65178	165, 167	66785	25
52170	43, 45	6034	22, 25	65179	167	66807	181
52171	43	6035	21-22, 27-28	65180	167	66812	89, 91, 93, 157, 159, 161, 163
52172	43, 45	6036	153	65184	97, 99	66813	157
52173	43, 45	6037	49, 51-52, 55, 57	65298	157, 159	66815	157
52174	43	6086	59, 61, 67, 69, 71, 83, 85	65299	31, 35, 37-38	66816	157
52175	43			65318	77, 79, 103-104	66817	89, 91, 93, 157, 159, 161, 163
52176	43	6090	21-22, 25, 49, 51-52, 55, 57, 63, 65, 123, 135, 147, 149, 151, 153, 155, 181	65335	87	66826	107-108
5224	25, 153			65430	171	66827	107-108
52525	167	6091	27-28, 31, 33, 35, 37-38, 49, 51-52, 55, 57, 65, 69, 71, 73, 75, 77, 79, 121, 123, 125, 127, 133, 135, 137, 139, 147, 149, 151, 153, 155, 171, 173, 181	65432-S	41	66829	27-28
52527	167			65435	177	66843	161
52529	167			65439	177	66866	151
52594	97, 99			6545	25, 27-28	66871	89, 91, 93, 157, 159, 161, 163
52595	97, 99			65721	177	66878	25
52628	19, 21-22			65734	89, 91	66880	181
52629	21-22			65736	73, 75, 77, 79	66882	107-108
52864	12, 15			65738	141	66883	153
5397	49, 51-52, 73, 75, 77, 79, 153			65763	101	66900	61, 85
54074	181			6578	49, 51-52, 55, 57		
55010	47			65805	165		
55018	47			6595	41, 43, 155		
55019	45, 47			65962	99		
55021	47			65967	61		
55298	51-52, 55			65968	85		
55336	125, 127, 137, 139			65969	21-22, 25		
55355	19, 21-22, 25, 27-28			65974	107-108		
55487	125, 127, 137, 139			65976	25		

Part Number	Page	Part Number	Page	Part Number	Page
66901	61, 85	78314	51-52, 55, 159,	96013	171
66909	173		161, 163	96019	171
66945	108	78315	71	96020	163, 171
66949	153	78321	57	96110	49, 51-52, 55, 57
66951	153	78422	79	96163	145
66986	27-28	78546	77, 79	96193	87
6700	73, 75, 77, 79	78585	73, 75, 77, 79	96197	27-28
6708	147	78589	63, 65	96199	153
6782	59, 61, 73, 75,	78622	73, 75, 77, 79	96214	41, 43, 45
	77, 79, 83, 85,	78630	63, 65	96236	155
	177	78672	37-38	96246	153
6873	49, 51-52, 55, 57	78673	15	96247	153, 155
6884	27-28	78674	37-38	96257	63, 65
6886	73, 75, 77, 79,	78683	108	96317	19, 63, 65
	81, 151, 177	78686	127, 133, 139	96388	27-28
6888	17, 19, 21-22,	78687	127, 139	96413	151
	27-28, 49, 63,	78696	103-104, 107-	96416	63, 65
	125, 127, 137,		108	96420	163
	139	78716	113, 115	96421	161
6889	19, 21-22, 49,	78725	51-52, 55, 57	96452	89, 91, 93
	51-52, 55, 57,	78805	161	96461	101
	59, 61, 63, 67,	78859	103-104, 107-	96472	12
	69, 71, 75, 85,		108	96948	33, 35, 37-38
	151	78860	103-104, 107-	97013	169
6918	155		108	97014	169
69229	177	78861	103-104, 108	97015	169
6935	31, 33, 63, 65,	78862	104, 108	97034	153
	155	78864	108	97035	153
69537	165	78873	179	97036	153
69580	45	78892	163	97037	153
69581	45	78903	169	97038	153
69582	45	78903H	169	97039	153
69583	45	78904	163	97040	153
69584	45	78910	123, 135, 141	97055	49, 51-52
69585	45	78949	63, 65	97056	27-28
69586	45	78960	37-38	97059	47
7056	31, 33, 35, 37-	78962	37-38	97128	33
	38, 63, 65, 67,	81579	173	97280	153
	69, 71, 155	8178	145, 149	T112563	155
7127	155	82368	12	T113787	145, 147, 151,
71706	47	82448	12		153
71912	67, 69, 71	8255	75, 153, 161, 163	T114691	89, 91, 93
72254	161	83093	89, 91, 93		
72326	31, 33, 35, 37-	83131	91, 93		
	38, 159, 161,	83140	31, 35		
	163, 173	8357	21-22, 25		
72970	12	84394	101		
7339	31, 49, 121, 123,	84422	121, 123, 133,		
	133, 135, 141		135, 141		
74266	73, 75	84539	101		
76502	49, 51-52, 55, 57	84739	101		
7713	35, 37-38, 49,	84740	101		
	51-52, 59, 63,	84742	101		
	65, 83, 151	84743	101		
78042	27-28	84746	101		
78043	27-28	84748	101		
78055	25	8514	125, 127, 137,		
78068	17, 19, 21-22, 25		139		
78071	19, 21-22, 25,	8516	123, 125, 127,		
	27-28		135, 137, 139		
78072	19, 21-22, 25,	85239	91, 93		
	27-28	8538	19, 21-22, 59, 83		
78073	19, 21-22, 25,	88000	65		
	27-28	88356-126R3	31, 67, 69, 71		
78107	153	8914	33, 35, 37-38,		
78109	43		65, 73, 75, 77,		
78136	79		79, 121, 123,		
78140	93		133, 135, 137,		
78144	93		139, 173, 179		
78209	27-28	94340	113, 115		
78221	17, 19, 21-22,	94341	113, 115		
	25, 27-28	96008-S	89, 91, 93		
78304	71	96009	89, 91, 93		
78307	27-28	96010	89, 91		
78308	27-28	96011	89, 91, 93		
		96012	171		

Part Description Index

The Part Description Index is an alphabetical index of all part descriptions included in this manual. The index shows what page(s) the part is used on.

A

ACCUMULATOR,180 PSI PRECHARGE*.....79
 A C T U A T R , S W I T C H , U N D E R
 O V E R L A Y * -161
 ADAPTER, HARNESS.....163, 171
 ALARM ASSY.12VDC,ITT.....159, 161, 163
 ALARM WIRE HARNESS(66151).....31, 35
 ALARM,STEADY TONE***.....31, 33, 35, 37-38
 ALARM,INTERMITTENT TONE.24V.....173
 AMMETER, 39243/47906/66412.....41
 AMMETER-47671 CHARGER,25 AMP.....43,
 45
 ARM-#1 INNER W/DECALS,GS15/19.....117,
 119, 129, 131
 ARM-#1 OUTER (GS1530,GS1930).....117,
 119, 129, 131
 ARM-#2 INNER (GS15/GS19)**.....117, 129
 ARM-#2 INNER (GS1530/GS1930).....119, 131
 ARM-#2 OUTR.GS1530 & #3 OUTR.....117,
 119, 129, 131
 ARM-#3 INNER (GS-1530).....117, 119
 ARM-#3 INNER (GS-1930).....129, 131
 ARM-#3 OUTER (GS-1530).....117, 119, 129,
 131
 ARM-#4 INNR, PLATFORM (1930).....129
 ARM-#4 INNR, PLATFORM (1930).....131
 ARM-POTHOLE CRANK W/BEARINGS.....67,
 69, 71
 ARM-POTHOLE LINK LWR.W/BEARIN.....69,
 71
 ARM-POTHOLE LINK UPR.W/BEARIN.....69,
 71
 ARM-POTHOLE LINK W/BEARINGS.....67
 ASSM,CONTACTOR KIT,GS.....52, 55, 57
 ASSY,SWITCH,TOGGLE,SPDT*****89,
 91, 93

B

BALL STUD,GAS STRUT (38593)***.....67, 69,
 71
 BASE WITH 1 NC CONTACT, E-STOP.....89,
 91, 93, 157, 159, 161, 163
 BASE, W/1 N.O. CONTACTS***.....157
 BAT. TRAY ASSY W/DEC,GS30 NIKN.....57
 BAT.TRAY ASSY W/WORD DEC,GS30.....51-
 52, 55, 57
 BATT. CABLE ASSY-CHASSIS, GS.....111,
 113, 115
 BATT.PAK ASSY.W/DCL(GS15&19).....49
 BATTERY CABLE ASSY, 2.5"SCISS.....111,
 113, 115
 BATTERY CABLE ASSY,3.5" RED.....111
 BATTERY CABLE ASSY,RED.....113, 115
 BATTERY CABLE ASSY.5.75"SCISS.....111,
 113, 115
 BATTERY CABLE ASSY.8"(SCISR).....111
 BATTERY CABLE ASSY.BAT.MOD.GS.....111,
 113, 115
 BATTERY CHARGER, CONT EUROPE.....45
 BATTERY CHARGER,UPGRADE KIT***41,
 43, 45
 BATTERY,MAINTENANCE FREE,6V***183
 BATTERY,T105 W/LPT,3 CAP,DRY***.....49,
 51-52, 55, 57
 BEARING,.75ID X 1"OD X 1.00"LG.....17

BEARING,.75ID X 1"OD X 2.0"LG.....17
 BEARING,0.75IDX1.00ODX0.38L...17, 19, 21-
 22, 67, 69, 71
 BEARING,0.75IDX1.00ODX0.50L...25, 27-28,
 67, 69, 71
 BEARING,0.75IDX1.00ODX0.75L...49, 55, 59,
 81
 BEARING,1.00IDX1.25ODX0.49L.....25, 27-28
 BEARING,1.0ID X 1.25OD X .38LG.....19, 21-
 22
 BEARING,1.50IDX1.77ODX1.25L.....119, 131
 BEARING,1.5IDX1.75ODX1.5L.....123, 135
 BEARING,1.75ID X 2"OD X .75"LG...121, 133,
 135
 BEARING,1.75ID X 2"OD X 2.5"LG...117, 121,
 123, 129, 133, 135
 BEARING,2.25IDX2.50ODX1.50L*17, 19,
 21-22, 25, 27-28
 BEARING,BRK,MICO **63
 BEARING,DRIVE MOTOR GS15/19.....17, 27-
 28
 BEARING,FL,.75IDX1.25ODX.5 L.....25
 BEARING,FL,0.75ID X 1 OD X .49.....19, 21-
 22, 25, 27-28, 59, 61, 73, 83, 85
 BEARING,FL,1.75IDX2.25ODX.85L...119, 131
 BEARING,JOYSTICK (57890).....165
 BEARING,MOTOR.....87
 BEARING,MOTOR,36843,BRUSH END*.....87
 BELLCRANK ASSY,SERV KIT GS30.....19, 21-
 22, 25, 27-28
 BELLCRNK STEER W/BRGS.GS1519.....17
 BELLCRNK STEER W/BRGS.GS30***.....19,
 21-22
 BLOCK, PLATFORM ANCHOR.....143
 BLOCK,MODULE TRAY STOP.....69, 71
 BOLT, WIDE SHOULDER.....19, 21-22
 BOLT,CARRIAGE,5/16-18 X 2.0,G2.....177
 BOLT,POTHOLE SHOULDER***%.....67
 BOLT,SHORT SHOULDER.....17, 19, 21-22,
 59, 61, 69, 71, 83, 85
 BOLT,SHOULDER,5/8-11 X 1.19 LT.....67, 69,
 71
 BOOT, JOYSTICK-.....169
 BOOT, PROTECTIVE, 45049 BLACK.....167
 BOOT,CABLE TERMINAL COVER.....49, 51-
 52, 55, 57
 BOOT,CABLE TERMINAL,LG,RED,2/0.....181
 BOOT,CABLE TERMINAL,SMALL.....181
 BOOT,CONTROLLER.....165
 BOOT,CONTROLLER**.....167
 BOOT,THUMB ROCKER***169
 BOOT,TOGGLE SWITCH,SHORT*.....89, 91,
 93, 157
 BOOT-THUMB ROCKER** BLACK.....165
 BOOT-THUMB ROCKER, 44988 RED**.....165
 BOX, GRAY SCISSOR CONTROLLERS.....157
 BOX,MOLDED UPPER CONTROL.....161, 163
 BRACKET ASSY-ROLLER, PLTFRM***.....151
 BRACKET, CONTROLLER MOUNT.....77, 79
 BRACKET, CONTROLLER MOUNT,SP.....87
 BRACKET, FILTER MOUNT GS32&46.....79
 BRACKET, FULL HT SWING GATE.....149
 BRACKET, RELAY MOUNTING.....73, 75
 BRACKET,AIRLINE MOUNTING.....175
 BRACKET,BOX HINGE,LH-UP/RH-LO.....59,
 61, 83, 85

BRACKET,BOX HINGE,RH-UP/LH-LO.....59,
 61, 83, 85
 BRACKET,CNTRLLER MOUNT,PAINTED.....75
 BRACKET,CONTACTOR,GS.....52, 55, 57
 BRACKET,CONTROLLER MOUNT.....73
 BRACKET,FILTER MOUNT.....73, 75, 77
 BRACKET,FOOT PEDAL SUPPORT.....151
 BRACKET,HINGE MOUNTING**147
 BRACKET,JOYSTICK QUICK DISCNT.....171
 BRACKET,LATCH SUPPORT.....147
 BRACKET,LOCK PIN,LEFT.....59
 BRACKET,LOCK PIN,RIGHT.....83
 BRACKET,MAIN CABLE BRIDGE.....123, 125,
 133, 135, 137
 BRACKET,MAIN CABLE BRIDGE***.....121
 BRACKET,PIGTAIL.....65
 BRACKET,PLAT CONTROL BOX SLAB....153,
 161, 163
 BRACKET-LATCH MOUNT,BAT MOD.....61
 BRAKE,AUSCO (66416).....65
 BRAKE,HYDRAULIC***.....63, 65
 BRAKE,MICO (40841).....63
 BREATHER CAP,HYD. TANK,1/4 NPT.....77,
 79
 BRKT,UPPER CABLE BRIDGE,GRAY.....133,
 135, 137, 139
 BRUSH,PWR UNIT (40844)**.....87
 BULKHEAD FITTING,PLASTIC X 8**....73, 75,
 79, 107-108
 BULKHEAD,FEMALE X 6 X 6.....175
 BULKHEAD,UNION,070601-6.....104
 BUMPER, MODULE TRAY.....51-52, 59, 61,
 75, 85
 BUMPER,1.25 INCH O.D.,SCISSORS.....121,
 123, 125, 127, 135, 137, 139
 BUMPER,RUBBER.....133
 BUMPER,RUBBER,.63 X .63H.....147
 BUMPER,RUBBER,1"OD X .461 H.....51-52,
 55, 57, 93
 BUSHING 1.5X1.75X2.5.....141
 BUTT SPLICE, 6-GA.....181
 BUTTON, .800 O.D. X .281.....151, 153
 BUTTON,JOYSTICK MOUNT,BRASS***.....151
 BUTTON,PUSH,BLACK W/SEAL ***157
 BUTTON,PUSH,RED MUSHROOM
 HEAD.....89, 91, 93, 157, 159, 161, 163

C

CABLE ASSEMBLY,11"(SCISSORS).....111
 CABLE ASSEMBLY,12"(SCISSORS).....111
 CABLE ASSEMBLY,13" BLACK.....111, 113,
 115
 CABLE ASSEMBLY,13" RED.....111, 113, 115
 CABLE ASSEMBLY,13"(SCISSORS).....111,
 113, 115
 CABLE ASSEMBLY,1930 CONTROL.....171
 CABLE ASSY, BATT, 23"RD.....115
 CABLE ASSY, BATT,69" RED.....115
 CABLE BRACKET,PAINTED.....121, 123, 133,
 135, 141
 CABLE SQUEEZE CONN.,XTRA LRG.....35,
 38
 CABLE TIE MOUNT.....121, 123, 133, 135
 CABLE TIE,11.5" BLACK...125, 127, 137, 139,
 141, 177

- CABLE TIE,4" BLK,HEAT RESISTNT.....121, 123, 133, 135
 CABLE TIE,7 3/8".....49, 51-52, 55, 57
 CABLE TIE,9" X .5.....121, 123, 125, 127, 133, 135, 137, 139
 CABLE,EMERGENCY DOWN.....31, 33, 35, 37-38
 CAP,DIAGNOSTIC NIPPLE.....95, 97, 99, 103-104, 108
 CAP,FINISHING,BLACK.....17, 19
 CAPACITOR, 4 MFD,660VAC,39243.....41
 CASE ASSEMBLY, 47671 CHARGER.....43
 CASE ASSY,BATT CHARGER (66478).....45
 CASE ASSY-BATTERY CHRGR**.....41
 CASTING,45049, 40612.....165
 CASTING-JOYSTICK, GS2032.....167
 CAVITY PLUG, GS15/19.....97
 CHAIN GATE KIT,GS30.....153
 CHAIN,3/16,OPEN LINK 22.5".....145
 CHANNEL,BRAKE RELEASE MNFLD MT.....63, 65
 CHARGER MOUNT PLATE.....63, 65
 CHARGER,120VAC/60HZ,25A 24V***.....41
 CHARGER,BAT,24VDC,H/LO GEN2.....47
 CHARGER,MAINT.FREE-GS.....183
 CHARGER-BATT, DUAL VOLT**.....43
 Check Valve.....95
 Check valve.....97, 99
 CHOCK STOP CUSHION....125, 127, 137, 139
 CIRCUIT BREAKER,50A,50VAC.....45
 CIRCUIT BREAKER,7.0 AMP***.....89, 91, 93
 CIRCUIT BREAKER-CHARGER, 8 AMP....43, 45
 CIRCUIT BREAKER-CHARGER,45 AMP.....43
 CLAMP,1.00,#16 X 1/4,RUB CUSH.....51-52, 55, 57
 CLAMP,1.13,#18 X 1/4,RUB CUSH.....179
 CLAMP,1.31,#21 X 1/4,RUB CUSH.....177
 CLAMP,1.75,#28 X 3/8,RUB CUSH*.....77, 79
 CLAMP,2.00,#32 X 3/8,RUB CUSH.....73, 75, 79
 CLAMP,HOSE,.50.....73, 75, 103-104
 CLAMP,HOSE,.63.....103-104
 CLAMP,HOSE,.75 **.....77, 79, 107-108
 CLAMP,HOSE,2 EAR, 5/8.....175
 CLAMP,RUB CUSH,0.75,#12 X 3/8*.....49, 51-52, 55, 57, 125, 127, 137, 139
 CLIP,CABLE TIE MOUNT.....121, 123, 125, 127, 133, 135, 137, 139
 CLIP,HAIR PIN .094 X 2.5.....49, 59, 73, 81
 CNTRL/CABLE ASSY(OLD)GS,1930.....171
 COIL CORD ASSY,GS JOYSTICK***157
 COIL CORD,WORKLIGHT(144011).....177
 COIL CORD-JOYSTICK, SLABS.....159, 161, 163
 COIL,20V DS W/DIODE.....97, 99
 COIL,20V DS W/DIODE,#10 SCISR.....97, 99
 COIL,20V W/DIODE,#10 (SCI).....95
 COIL,20V W/DIODE,#8 (SCI)***.....95
 COIL-SOLENOID VALVE,20V DC***.....121, 123, 133, 135, 141
 CONN,520120-12-16.....108
 CONN,SQUEEZE,1/2NPT .38-.50,SM.....31, 33, 35, 37-38, 63, 65, 67, 69, 71, 155
 CONNECTOR KIT,ITT CABLE/WIRE.....51-52, 55, 159, 161, 163
 CONNECTOR, IEC CHARGER CORD.....47
 CONNECTOR, SB 50 AMP HOUSING.....113, 115
 CONNECTOR,070102-8-8.....103-104
 CONNECTOR,070103-4-4.....179
 CONNECTOR,070120-4-4.....101, 103-104, 108
 CONNECTOR,070120-4-8.....103-104, 108
 CONNECTOR,070120-6-10.....104, 107-108
 CONNECTOR,070120-6-6.....103-104, 107-108, 121, 123, 133, 135, 141
 CONNECTOR,ANDERSON SB 175***.....49, 51-52, 55, 57, 111, 113, 115
 CONNECTOR-IEC, BATT CHGR.....41
 CONTACT,MOVEABLE,19550 RELAY.....75
 CONTACT,N.O.....157
 CONTACT,NC.....89, 91, 93, 157, 159, 161, 163
 CONTACT,STATIONRY,19550 RELAY.....75
 CONTACTOR,LIFT PUMP 24V 180A.....73, 75
 CONTACTOR,LIMIT SWITCH.....33, 35, 37-38
 CONTROL CABLE ASSY., GS-1530.....171
 CONTROL PANEL-LOWER.....89, 91
 CONTROL-AVS, BATT CHGR.....41
 CONTROLLER,MOTOR.....73, 75, 77, 79
 COUPLER,1/4"SERIES 3/8 MPT.....175
 COVER,BLANK.....155
 COVER,GFCI,WEATHERPROOF.....155
 COVER,LOWER CONTROL PANEL***.....31, 33, 35, 37-38
 COVER-BATT CHGR.....41
 COVER-BRUSH INSPEC.40844,SCISS.....87
 CROSS TUBE COLAR, GS30/32.....125, 127, 137, 139
 CYL.ASSY,1530***.....141
 CYL.ASSY,1930.....141
 CYLINDER ASSY,LIFT,GS1530.....121
 CYLINDER UPDATE GS-1530**.....123
 CYLINDER UPDATE GS-1930.....133, 135
 CYLINDER,STEERING GS15/GS19.....17, 19, 21-22, 25, 27-28
 CYLINDER-LIFT,GS30.....123, 133, 135, 141
- ### D
- DECAL KIT, 1530 COMP, AUS.....11-12
 DECAL KIT, 1530 PLAT, AUS.....11-12
 DECAL KIT, 1930 COMP, ANSI/CSA.....11-12
 DECAL KIT, 1930 COMP, CE.....11-12
 DECAL KIT, 1930 PLAT, ANSI/CSA.....11-12
 DECAL KIT, 1930 PLAT, CE.....11-12
 DECAL KIT,1530 COMP,ANSI/CSA.....11-12
 DECAL KIT,1530 COMP,CE.....11-12
 DECAL KIT,1530 PLAT,ANSI/CSA.....11-12
 DECAL KIT,1530 PLAT,CE.....11-12
 DECAL KIT,1930 COMP,AUS.....11-12
 DECAL KIT,1930 PLAT,AUS.....11-12
 DECAL KIT,1932 COMP,AUS.....11-12
 DECAL KIT,1932 PLAT,AUS.....11-12
 DECAL, GROUND CONTROL PANEL.....12
 DECAL, LABEL, GS30/32.....12
 DECAL, LABEL, LED READOUT.....12
 DECAL, MANUAL LOWERING VALVE.....12
 DECAL,COMPARTMENT ACCESS.....12
 DECAL,COSMETIC,GENIE GS-1530***.....11-12
 DECAL,COSMETIC,GENIE GS-1930**.....11-12
 DECAL,DANGER DO NOT ALTER SWTC....12
 DECAL,DANGER,BATTERY SAFETY.....12
 DECAL,DANGER,BRAKE REL SAFETY*...11-12
 DECAL,DANGER,CRUSHING HAZARD.....11-12
- ### E
- E-DOWN HARNESS.....111, 113, 115
 ECM,SLAB,SERVICE***.....49, 51-52
 ECU,SLAB,GEN4***.....51-52, 55, 57
 ELBOW,070220-10.....107-108
 ELBOW,070220-4-6.....103-104, 107-108
 ELBOW,070220-6-6.....103-104, 108
 ELBOW,070220-6-8.....103-104, 107-108
 ELBOW,070220-8-6.....103-104, 108
 ELBOW,070701-6.....104
 ELBOW,90DEG, .75 HS X.75 MPT.....103-104
 ELBOW,90DEG.....103-104
 ELBOW,90ø,.5 MPT X.5BRB PLST.....73, 75, 79, 107-108

Part Description Index (continued)

- ENCLOSURE-LVL SENSOR W/DECAL**...31, 35, 37-38
ENCODER W/PIGTAIL, 44988.....165
- F**
- FILLER CAP(PLUG 1-1/2" NPT HEX....77, 79, 107-108
FILTER ASSY,SAE8,10 MIC,PAPR**.....73, 75, 77, 79
FILTER ELEMENT,10MICRON,PAPER*.....73, 75, 77, 79
FILTER ELEMENT,BETA(10)=200.....73, 75, 77, 79
FITTING KIT-HYDRAULIC TANK.....77, 79, 103-104
FLANGE-JOYSTICK MOUNTING,44988....165
FLARE TUBE ASSY,LIFT CYLINDER.....103-104, 121, 123, 133, 135
Flow regulator valve.....95, 97, 99
FOAM,CLOSED CELL 1.75X.250X18".....145, 147
FOOTPEDAL W/NON-SKID TAPE,GS.....151
FORMING, CABLE BRIDGE, UPPER.....127, 139
FORMING, HALF GATE CATCH.....153
FORMING, HALF GATE HINGE.....153
FORMING, MOD TRAY HANDLE.....61, 85
FORMING, BATTERY STOP.....55, 57
FORMING, CABLE BRIDGE, MAIN***127, 133, 139
FORMING, ECM COVER, NIKKEN.....57
FORMING, ECM LID.....49, 51-52, 55, 57
FORMING, FULL SWING CATCH ANSI.....149
FORMING, FULL SWING CATCH CE.....149
FORMING, FULL SWING HINGE ANSI.....149
FORMING, FULL SWING HINGE CE.....149
FORMING, HOSE ROUTING.....27-28
FORMING, HOSE ROUTING, BULKHEAD...27-28
FORMING, INVERTER MOUNTING, GS30..181
FORMING, LEVEL SENSOR ENCLOSURE.....35, 37-38
FORMING, LEVEL SENSOR-PAINTED.....33
FORMING, LVL SENSOR ENCLOSURE.....37-38
FORMING, MOTOR CONTROLLER.....79
FORMING, ROTARY LATCH MOUNT.....85
FUSE ASSY-BOOM CHARGER.....41
FUSE BLOCK, ANN & ANL FUSE.....49, 51-52, 55, 57
FUSE HOLDER, INLINE, GS.....181
FUSE HOLDER, WATERPROOF.....31, 33, 35, 37-38
FUSE, 1 AMP.....31, 33, 35, 37-38
FUSE, 13 AMP, 220V PLUG.....41
FUSE, 275 AMP, VERY FAST ACTING.....49, 51-52, 55, 57
FUSE, 50 AMP.....181
FUSE, BATT CHGR.....41
FUSE, BATTERY CHARGER***.....47
FUSE/WIRE ASSY, GS30/GS2632.....181
- G**
- GAS SHOCK, SCISSORS***.....67, 69, 71
GASKET, UK & DIN PWR. TO PLAT.....155
GASKET, UK RECEPTACLE.....155
GASKET-JOYSTICK.....167
GEAR, SLAVE, MS4,45048.....165
- GROMMET,RUBBER 2 X 2.75.....35, 37-38, 49, 51-52, 55, 57, 75, 77, 79
GROUND STRAP.....49, 51-52, 73, 81
GROUND STRAP,12"LG***.....19, 63, 65
GROUND WIRE ASSY,GS.....115
GS SLAB AC 1530 AIR TO PLAT.....175
GS SLAB AC 1530 WORK LIGHT.....177
GS SLAB AC 1930 AIR TO PLAT.....175
GS SLAB AC 1930 WORK LIGHT.....177
GS SLAB AC BEACON.....173
GS SLAB AC HORN.....173
GS SLAB AC LD SENSOR (RLY).....179
GS SLAB AC LOAD SENSOR.....179
GS SLAB AC MOTION ALARM.....173
GS30 EXT. DECK ASSY SQ RAIL.....153
GS30 MAIN DECK ASSY,1530 ANSI.....153
GS30 MAIN DECK ASSY,1530 CE.....153
GS30 MAIN DECK ASSY,1930 ANSI.....153
GS30 MAIN DECK ASSY,1930 CE.....153
GS30 RIDGID EXT. SQ RAIL ASSY.....153
GS30 RIDGID MAIN SIDE SQ RAIL.....153
- H**
- HANDLE COVER, PLASTIC.....59, 83
HANDLE HALF SET-FOR 44988.....165
HANDLE HALF, ENABLE SW, SIDE-GS.....165
HANDLE HALF-BACKSIDE, GS JYSTK.....165
HANDLE KIT, GS JYSTK, BOTH HALVE.....167
HANDLE, ANDERSON CONNECTOR SB...49, 51-52, 55, 57
HANDLE, LOCK PIN, RT.....83
HANDLE-LOCK, BATT, MOD, LEFT SIDE.....59
HANDLE-LOCK, PWR MOD, RIGHT SIDE.....83
HANDLE-ROTATOR LATCH ASSY LS.....61
HANDLE-ROTATOR LATCH ASSY RS.....85
HARNESS, ALARM ACCESSORY.....173
HARNESS, BEACON ACCESSORY, SLAB.....173
HARNESS, CHARGING-GS30.....113, 115
HARNESS, CONTACTOR, GS.....52, 55, 57
HARNESS, GS15/1930.....111
HARNESS, GS30/2632/AUS32.....111, 113, 115
HEATSINK ASSY W/DIODES (23442).....41
HEATSINK-CNTRL ASSY, BATT CHGR.....41
HINGE WELDMENT, TOP LH.....49
HINGE WELDMENT, TOP LH, PAINTED.....59
HINGE WELDMENT, TOP RH.....73
HINGE WELDMENT, TOP RH, PAINTED.....81
HINGE, SPRING, LONG LEG.....153
HINGE, 4 X 4.....147, 149
HINGE, CLOSING (SPRING) 4 X 4.....147, 149
HORN HARNESS.....173
HORN, 24VDC, SPADE TERMINALS***.....173
HOSE ASSEMBLY, TANK/PUMP, GS30.....107-108
HOSE ASSY, HANDPUMP/L BRAKE, 32.....179
HOSE ASSY, HANDPUMP/R BRAKE 30.....104, 108
HOSE ASSY, MAN TO LIFT, GS30.....103-104, 107-108
HOSE ASSY, MAN/ACCUM, MINI.....108
HOSE ASSY, MAN/HANDPUMP, GS30.....103-104, 108
HOSE ASSY, BULKHEAD/DRIVE MOTOR.....104
HOSE ASSY, DRIVE MOTOR, GS30.....107-108
HOSE ASSY, FILTER TANK, 30/2632.....103-104, 107-108
HOSE ASSY, FILTER/TANK, GS30.....103-104, 107-108
HOSE ASSY, HANDPUMP/LH BRAKE.....104, 108
HOSE ASSY, HYD. TANK/PUMP.....103-104
HOSE ASSY, MAN S1/STEER CYL, 30*.....103-104, 107-108
HOSE ASSY, MANIFOLD/BULKHEAD.....104
HOSE ASSY, MANIFOLD/FILTER.....103-104
HOSE ASSY, MANIFOLD/HANDPUMP.....104, 108
HOSE ASSY, MNFLD TO ACCUMULATOR.....103-104
HOSE ASSY, MNFLD. FILTER.....108
HOSE ASSY, PUMP TO MANIFOLD.....103-104, 107-108
HOSE END, BARBED, RIGID, -6-6.....175
HOSE END, BARBED, RIGID, 90DEG-6-6.....175
HOSE END, BARBED, SWIV, JIC, 10-12.....77, 79
HOSE, 3/4, LOW PRESSURE, 801-12.....79
HOSE, ASSY, MAN. L/R MOTOR, GS30.....107-108
HOSE, ASSY, MNFLD, FILTER.....108
HOSE, LOW PRESSURE, .375 ID, BLK.....175
HOUR METER, 10-80 VOLTS***.....89, 91, 93
HOUR METER, LCD, 9-60 VDC***.....89, 91, 93
HOUSING, LOCK PIN.....49, 59, 81, 83, 151
HRNS, CONTACTOR SIGNAL, GS30/32.....115
HYDRAULIC TANK.....107-108
- I**
- IEC PIGTAIL***.....41, 43, 65
INSERT, 3/8-16 X .5.....161
INSTALLATION INSTRC. BEACON.....173
INSTALLATION INSTRC. HORN.....173
INSTALLATION INSTRUCT., ALARM.....173
INVERTER.....181
- J**
- JOYSTICK CONTROLLER.....167
JOYSTICK HANDLE SET, COMPLETE.....169
JOYSTICK W/ENCODER CARD-GS.....165
JOYSTICK, SINGL AXIS, HALL, SLAB.....169
JOYSTICK, SINGL AXIS, HALL, SLAB*.....169
- K**
- KEY SINGLE***.....89, 91, 93
KEY, RECTANGULAR, .31X.28X1.25**.....17, 19, 21-22, 25, 27-28, 63, 65
KEY, SINGLE***.....89, 91
KEY, WOODRUFF, AUSCO BRAKE***.....65
KEYS, 10 PACK***.....89, 91
KEYSWITCH, 3 POS W/KEYS, LOCKING....91, 93
KEYSWITCH, 3 POS. W/KEYS***.....89, 91, 93
KIT, KEYSWITCH***.....89, 91, 93
KIT, PLATFORM PC RECEPT/SOC.....169
KIT, 5 GALLON HYDRAULIC TANK.....73
KIT, 5 GALLON HYDRAULIC TANK***.....75, 77, 79
KIT, ACCUM 180 PSI PRECHARGE***.....73, 75, 77, 79
KIT, BATTERY CHARGER, 24V.....47
KIT, CONTACTOR, GS, ALT W MTR CTR.....73, 75, 77, 79
KIT, CONTACTOR, GS, ALT, W INV, CTR.....73, 75, 77, 79

KIT,CONTROL BOX UPDATE,GS30.....157
 KIT,DYN BRAKING VALVE,MINI.....95, 97, 99
 KIT,GASKET,UK POWER TO PLAT.....155
 KIT,GATE LATCH.....153
 KIT,GEN 5 COIL CORD.....163
 KIT,GEN1 TO GEN5 CONTRL SYS***.....51-52, 157
 KIT,JOYSTICK ENABLE SWITCH.....169
 KIT,JOYSTICK STEER SWITCH.....169
 KIT,RELAY INTERLOCK.....43
 KNOB,BLACK(44217)CHECK VALVE.....101
 KNOB,HAND PUMP (RED)***.....101
 KNOB,OVAL TAPERED.....49, 81
 KNOB,PILOT OP VALVE (BLACK)***.....101
 KNOB,RED(44218)HP VALVE.....101

L

LADDER WELD W/DECALS GS30MINI.....63, 65
 LATCH HANDLE.....153
 LATCH,ROTARY, W/KNOB, LEFT.....61, 85
 LATCH,ROTARY,W/KNOB,RIGHT.....61, 85
 LEVEL SENSOR LID AND DECAL.....37-38
 LEVEL SENSOR LID W/ DECAL(GS).....31, 33
 LEVEL SENSOR,LS60 RED,1.5X4*.....35, 37-38
 LEVEL SENSOR,LS60,BLUE,2X3**.....37-38
 LEVEL SENSOR,LS60,BLUE,2X4**.....31, 33, 35, 37-38
 LEVEL SENSOR,LS60,RED,1.5X3*.....37-38
 LEVER,FUNC ENABLE SWITCH,RGE**..165, 167
 LEVER,FUNC.ENABL.SWITCH,METAL.....165
 LIGHT,REPLACEMENT BULB (39676).....173
 LINK, OPEN-END.....145
 LOCK PIN ASSY,3.00".....49, 81
 LOCK, CONNECTOR.....47
 LOCKNUT,ELEC,1/2".....31, 33, 63, 65, 155
 LOCKNUT,ELECTRIC,3/4".....35, 38
 LWR CONTROL PANEL, WLDMT ***.....89, 91

M

MANIFOLD, MAIN, GS30.....99
 MANIFOLD,BRAKE RELEASE.....101
 MANIFOLD,BRAKE RELEASE***.....101
 MANIFOLD-MAIN,GS30,W20 VDC***.....95, 97
 MANUAL BOX W/DECALS***.....151, 153
 MANUAL,OWNERS,CHARGER,105739.....47
 MICROSWITCH-V319M.....165, 167
 MOTOR,ELECTRIC,24VDC 4.5HP.....87
 MOTOR,HYDRAULIC,530,14.0CU.IN*.....27-28

N

NEEDLE/HOUSING ASSY W/KNOB***.....101
 NIKKEN POTHOLE ACTUATOR.....71
 NIPPLE,DIAGNOSTIC,#4 PORT***.....95, 97, 99
 NIPPLE,PLASTIC .5 NPT X 6".....73, 75, 79, 103-104
 NUT - PLASTIC,RING FOR ALARMS...31, 33, 35, 37-38, 159, 161, 163, 173
 NUT,070110-6.....179
 NUT,CASTLE,1.125-18 UNEF.....17, 19, 21-22, 25, 27-28, 63, 65
 NUT,COIL (39909).....141
 NUT,HEX,1/4-20.....45, 49, 51-52, 55, 57
 NUT,HEX,5/16-18,GR5.....49, 51-52, 55, 57

NUT,HEX,8-32.....45
 NUT,HEX,JAM,1/2-13.....22, 25
 NUT,JOYSTICK,44988, RGE.....165, 167
 NUT,JS,36867/42032/44988/40612.....165
 NUT,LOCKING-LG.FLANGE,5/16-18.....183
 NUT,LP NYLOCK,1/2-13.....59, 61, 67, 69, 71, 83, 85
 NUT,LP NYLOCK,1/4-20.....19, 21-22, 49, 51-52, 55, 57, 59, 61, 63, 67, 69, 71, 75, 85, 151
 NUT,LP NYLOCK,3/4-10.....19, 21-22, 59, 83
 NUT,LP NYLOCK,3/8-16.....35, 37-38, 49, 51-52, 59, 63, 65, 83, 151
 NUT,LP NYLOCK,5/16-18.....61, 85, 151
 NUT,LP NYLOCK,5/8-11.....17, 19, 21-22, 27-28, 59, 61, 69, 71, 83, 85
 NUT,NYLOCK,1/2-13.....17, 19, 21-22, 25, 27-28, 63, 65
 NUT,NYLOCK,1/4-20.....27-28, 31, 33, 35, 37-38, 49, 51-52, 55, 57, 65, 69, 71, 73, 75, 77, 79, 121, 123, 125, 127, 133, 135, 137, 139, 147, 149, 151, 153, 155, 171, 173, 181
 NUT,NYLOCK,10-32.....31, 33, 35, 37-38, 49, 51-52, 55, 57, 69, 71, 173
 NUT,NYLOCK,3/8-16.....19, 25, 27-28, 63, 65, 69, 71, 117, 119, 121, 123, 125, 127, 129, 131, 133, 135, 137, 139, 143, 145, 147, 149, 153, 175, 181
 NUT,NYLOCK,5/16-18.....59, 61, 73, 75, 77, 79, 83, 85, 177
 NUT,NYLOCK,6-32.....171
 NUT,NYLOCK,8-32.....67, 71, 151
 NUT,RETAINER (96008).....91, 93
 NUT,WING 5/16-18.....177
 NUT-COIL SHORT.....95, 97, 99
 N U T - M O U N T I N G , P U S H
 BUTTON-44988.....165, 167
 NUT-STRAIN RELIEF-GS JOYSTICK-.....157

O

O-RING,BOOT,CONTROLLER.....165
 Orifice.....95, 99
 ORIFICE DISC,.040".....95, 97, 99
 ORIFICE PLUG,.025".....95
 ORIFICE WASHER,.060", SCISSORS.....95
 ORIFICE,LONG,.037***.....133, 135, 141
 ORIFICE,LONG,.046.....121, 123, 141
 OUTLET,110V GFCl***.....155
 OVERLAY, PLAT CONTRL BOX,GEN4~.....15
 OVERLAY,PLAT CONTROLLER SLAB.....15, 159

P

PAINT,AEROSOL,BRIGHT BLUE***.....11-12
 PAINT,AEROSOL,GENIE GRAY***.....11-12
 PAINT,WET,GENIE BLUE (1 GL)**.....11-12
 PAINT,WET,GENIE GRAY (1 GL)**.....11-12
 PC BOARD,PLAT CNTRL,SLAB.....159, 161
 PC BOARD,SLAB,GEN 4.....163
 PCB,ASSY,LED,GS JOYSTICK.....157
 PCB,RELAY DRIVER,CHARGER 47671.....43
 PIGTAIL, ECM TO LINKAGE.....49
 PIN, LOCK.....49, 59, 81, 83, 151
 PIN, ROLLER.....153
 PIN, THREADED ROLLER.....151
 PIN,.75 DIA X 2.75 LG,CHAMFER.....17, 19, 21-22, 25, 27-28
 PIN,.75 DIA X 4.25 LG,GES1360....17, 19, 21-22

PIN,1.50DIAx21.03LG,2RING.....119, 131
 PIN,1.50DIAx7.42LG,2RING.....119, 131
 PIN,1.50DIAx8.95LG,1HOLE.....123, 125, 127, 135, 137, 139
 PIN,1.75 X 8.187"LG.,SCR.....117, 129
 PIN,1.75 X 8.686"LG.,SCR.....121, 123, 133, 135
 PIN,1.75DIA.X7.94LG, 1HOLE..117, 119, 129, 131
 PIN,1.75DIAx7.35LG,CHAMFER.....117, 119, 129, 131, 143
 PIN,CLEVIS,.75 X 2.....25, 27-28
 PIN,COTTER,.156 X 1.75.....27-28, 63
 PIN,COTTER,.156 X 2.5.....17, 19, 21-22, 25, 27-28, 65
 PIN,SNAP,ENTRY RAIL.....145, 147, 149
 PIN-THREADED SHLDR OFFS,5/8-11.....59, 61, 69, 83, 85
 PLAT CONTRL,G4,DEC,IPCB,32/46.....161
 PLAT CONTRL,G4,DEC,IPCB,MINI.....163
 PLAT. ASSY.W/DECALS GS-1530.....145
 PLAT. ASSY.W/DECALS GS-1930.....145
 PLAT. EXTENSION ASSY.W/NONSKI.....151
 PLAT.ASY.W/DECALS(GS-1530)CE.....145
 PLAT.ASY.W/DECALS(GS-1930)CE.....145
 PLAT.EXT. RAILING ASSY.W/DECLS.....151
 PLATE, AUS. CW, CORNER.....63, 65
 PLATE, LCP, FRONT.....93
 PLATE, STEER LINK, SPACER.....25
 PLATE,AC ADAPTER,DIN/UK***.....155
 PLATE,HANDLE MOUNTING-PAINTED.....31, 33
 PLATE,HOSE ROUTING, BULKHEAD.....27-28
 PLATE,LIFT ARM CAM 1930,32,46....135, 139
 PLATE,LIFT ARM CAM GS1530.....123, 125, 127
 PLATE,LIFT ARM CAM,PAINTED.....137
 PLATE,POTHOLE PIVOT W/BEAR'G.....67
 PLATE,POTHOLE PIVOT W/BEARING.....69, 71
 PLATE,STEER LINK,LH,GS-30.....25
 PLATE,STEER LINK,RH,GS-30.....25
 PLATE,STEERING STOP MOUNT **.....35
 PLATFORM LANYARD.....151, 153
 PLATFORM RAIL SNAP PIN BRACKET.....145
 PLATFORM CNTRLS W/DECALS GS30.....157, 159
 PLUG,1/4"SERIES,3/8 MPT.....175
 PLUG,ELECTRICAL,220/50,NOVON....41, 45, 155
 PLUG,ELECTRICAL,DOMESTIC....41, 43, 155
 PLUG,FUSED,250V,13AMP,U.K.**.....41, 155
 PLUG,HEX HEAD-8 PLASTIC...73, 75, 77, 79
 PLUG,NYLON 1.12 BLACK DOMED.....33, 35
 PLUG,NYLON 2.00 BLACK DOMED.....89, 91, 145, 147
 PLUG,PWR,UK,16AMP,3PIN,BLK.....41, 155
 PLUG,ROUND TUBING,1".....151
 POTENTIOMETER (62161)***.....167
 POTENTIOMETER MOUNT PLATE.....167
 POTHOLE ACTUATOR PUSHER WLDMT....121, 123, 125, 127, 133, 135, 137, 139
 POTHOLE ACTUATOR SPACER.....71
 POTHOLE ACTUATOR,BACK.....67, 69, 71
 POTHOLE ACTUATOR,MAIN.....67, 69, 71
 POTHOLE SLIDER.....67
 POTHOLE WELDMENT,LEFT.....67, 69, 71

Part Description Index (continued)

- POTHOLE WELDMENT,RIGHT.....67, 69, 71
POWER CORD, IEC 320 BLANK.....43
POWER CORD, UK 110.....47
POWER CORD,NOVON***.....45, 47
POWER CORD,UK-HIGH VOLTAGE***.....47
POWER CORD,US 110***.....47
POWER UNIT ASSY-HYDR MOD TRAY*.....87
PUMP KIT,BOSCH,GS30***.....87
PUMP,4CC GEAR,CCW***.....87
PUSHBUTTON-FUNC.ENABL.W/ORING.165,
167
PWR UNIT MOD ASSY GS30.....75, 77, 79
PWR.UNIT MODULE ASY.W/DECALS.....73
- Q**
- QUICK DISCONNECT CASING,BATT**.....49,
51-52, 55, 57
- R**
- RECEPTACLE, DIN, 220V 50A.....155
REDUCER,070123-6-4.....179
Ref Platform Assembly.....147
RELAY,24VDC,40/30A,SEALED***.....49, 51-
52, 55
RELAY,CHARGR,47671,DPDT,110VDC.....43
Relief valve.....95, 97, 99
RIGID EYE SNAP.....145
RIVET,ALUM,STL,.188 X .250...145, 147, 151,
153
RIVET,STL,STL,.188 X .45.....49, 73
RIVET,STL,STL,.188 X .50.....69, 71
ROCKER ASSEMBLY,45049.....165
ROCKER ASSY W/ROLLPIN***.....165, 167
ROD END,.250 X 2.75 LG...17, 19, 21-22, 25,
27-28
ROD END,.375 X 3.69.....123, 125, 127, 135,
137, 139
ROLLER ARM,LIMIT SWITCH***.....33
ROLLER,PLATFORM EXTENSION.....151, 153
- S**
- SAFETY CHOCK,SCISSOR.....125, 127, 137,
139
SCR ASSY,47671 LESTER CHARGER.....43
SCREW, YOKE LOCK ALL SLABS.....21-22,
25, 27-28
SCREW,BHHS,1/4-20 X .75.....31, 33, 35, 37-
38, 171
SCREW,BHHS,1/4-20 X 1...51-52, 55, 57, 151
SCREW,BHHS,1/4-20 X 1.5.....49, 51-52, 55,
57, 125, 127, 137, 139
SCREW,BHHS,3/8-16 X 1.....149
SCREW,BHHS,3/8-16 X 1.75.....151
SCREW,BHHS,3/8-16 X 2.5.....143
SCREW,BHSC,5/8-11 X 1.....151, 153
SCREW,CHARGER COVER,#10 X .5.....41
SCREW,FHM,10-32 X 1.....49, 51-52, 55, 57
SCREW,FHS,1/4-20 X .25 NYLOCK.....75, 77,
79
SCREW,FHS,1/4-20 X .63...51-52, 55, 57, 59,
61, 75, 85
SCREW,FHS,1/4-20 X .75...125, 127, 137, 139
SCREW,FHS,1/4-20 X 1.25.....69, 71
SCREW,FHS,3/8-16 X 1,ZINC.....181
SCREW,FHS,3/8-16 X 1.5.....69, 71
SCREW,HEX INDENT,8-32 X 5/16.....45
SCREW,HHC,1/2-13 X 1.25 GR5.....49, 59, 61,
63, 65, 67, 69, 71, 73, 81, 83, 85
SCREW,HHC,1/2-13 X 1.375.....61, 85
SCREW,HHC,1/2-13 X 2.75.....17, 19, 27-28
SCREW,HHC,1/2-13 X 3.....63, 65
SCREW,HHC,1/2-13 X 3.5.....21-22, 25
SCREW,HHC,1/2-13 X.75.....49, 51-52
SCREW,HHC,1/4-20 X .5.....31, 49, 121, 123,
133, 135, 141
SCREW,HHC,1/4-20 X .625.....33, 35, 37-38,
65, 73, 75, 77, 79, 121, 123, 133, 135, 137,
139, 173, 179
SCREW,HHC,1/4-20 X .75.....21-22, 25, 49,
51-52, 55, 57, 63, 65, 123, 135, 147, 149, 151,
153, 155, 181
SCREW,HHC,1/4-20 X 1.....17, 19, 21-22, 27-
28, 49, 63, 125, 127, 137, 139
SCREW,HHC,1/4-20 X 1.5.....49, 51-52, 55, 57
SCREW,HHC,1/4-20 X 1.75.....67, 153
SCREW,HHC,1/4-20 X 2.....69, 71
SCREW,HHC,1/4-20 X 2.5.....27-28
SCREW,HHC,1/4-20 X 3.5...71, 121, 123, 133,
135
SCREW,HHC,3/8-16 X .625.....59, 65, 83
SCREW,HHC,3/8-16 X .75.....75, 153, 161, 163
SCREW,HHC,3/8-16 X 1.....19, 35, 37-38, 49,
51-52, 63, 65, 73, 77, 79, 139, 181
SCREW,HHC,3/8-16 X 1.25 GRD 5.....17, 19,
27-28, 121, 123, 125, 127, 133, 135, 137, 147,
151, 175
SCREW,HHC,3/8-16 X 1.50,GR5.....123, 125,
127, 135, 137, 139
SCREW,HHC,3/8-16 X 1.75,GRD.8.....35, 37-
38
SCREW,HHC,3/8-16 X 2.....25, 153
SCREW,HHC,3/8-16 X 2 FULL THRD.....145
SCREW,HHC,3/8-16 X 2.25.....147
SCREW,HHC,3/8-16 X 2.5.....145, 149
SCREW,HHC,3/8-16 X 2.75.....117, 119, 129,
131, 143, 147, 149
SCREW,HHC,3/8-16 X 4.5.....63
SCREW,HHC,3/8-16 X 5 GRD 5 ZNC.....65
SCREW,HHC,5/16-18 X .75.....73, 75, 77, 79,
81, 183
SCREW,HHC,5/16-18 X 1 GR5.....49, 51-52,
55, 57, 61, 75, 85
SCREW,HHC,5/16-18 X 1.25.....61, 85
SCREW,HHC,5/16-18 X 2.....177
SCREW,HHC,M5 X 6.....73, 75
SCREW,HHC,WASH HEAD,1/4-20X.63.....45
SCREW,PHILLIPS,PHM,6-32 X .75.....155
SCREW,PHILLIPS,PHM,8-32 X.25**.....89, 91
SCREW,PHILLIPS,PHM,8-32 X.375.....155
SCREW,PHILLIPS,RHM,10-32 X 1.5.....33, 35,
37-38, 69, 71
SCREW,PHS,6-32 X 0.25.....171
SCREW,RHM,1/4-20 X .5.....179
SCREW,RHM,10-32 X .75.....173
SCREW,RHM,10-32 X 1.....49, 51-52, 55, 57
SCREW,RHM,10-32 X 1.5.....31
SCREW,RHM,6-32 X .25.....41
SCREW,RHM,6-32 X .5.....155
SCREW,RHM,8-32 X .50.....151
SCREW,RHM,8-32 X 1.75.....67
SCREW,SH.METAL, HHC,5/16 X 1/2.....31
SCREW,SHC,3/8-24 X 1.25".....87
SCREW,SHS,5/16-18 X .25.....59, 83, 151
SCREW,SHS,5/8-11 X 1.25.....67
SCREW,TIMER,#8 PHMS X.375.....41
SEAL KIT (66419, 66416, 74297).....65
SEAL KIT 46221 & 46222(SCISR).....121, 123,
133, 135
SEAL KIT, 55715 DY LIFTCYL.....123, 135, 141
SEAL KIT, 55715 TX LIFTCYL.....141
SEAL KIT, VALVE.....95, 97, 99, 101
SEAL KIT,39909,PLAT LWR VALVE*.....141
SEAL KIT,BRAKE,MICO***.....63
SEAL KIT,DR MTR.GS15/19,Z20***.....17, 19,
21-22, 25, 27-28
SEAL KIT,HAND PUMP***.....101
SEAL KIT,LIFT PUMP,BARNES**.....87
SEAL KIT,PO CHECK VALVE(84391).....101
SEAL KIT-FOR P.N.39038(SCISRS).....17, 19,
21-22, 25, 27-28
SEAL KIT-FOR P.N.44167.....95, 97, 99
SEAL KIT-FOR PN. 44217.....101
SEAL KIT-P.N.44169,44172,44171.....95, 97,
99
SERIAL # LABEL,SCISSORS*****.....12
SERVICE KIT, BATTERY STOP.....49, 51-52
SERVICE KIT,BRAKE RELEASE MAN*.....101
SERVICE KIT,BRAKE,14.2 IN 3***.....63, 65
SERVICE KIT,E-DOWN 3246.....157
SERVICE KIT,E-STOP.....89, 91, 93, 157, 159
SHAFT ASSY, JOYSTICK***.....165
SHAFT ASSY,JOYSTICK.....167
SHUNT,ELECTRONIC,47671 CHARGER.....43
SLIDER BLOCK.....117, 119, 129, 131
SLIDER BLOCK,PLATFORM.....143
SNAP RING (55193).....27-28
SNAP RING,EXTERNAL,.75 DIA.....67
SNAP RING,EXTERNAL,1.5 DIA***.119, 125,
127, 131
SNAP RING,EXTERNAL,1.75 DIA.....117, 121,
129, 133
Solenoid valve.....95, 97, 99
SPACER, .35ID X .785OD X .435.....177
SPACER, POTHOLE ACTUATOR.....25
SPACER,.75ID X 1.5OD X 1/4THK.....19, 21-
22, 25, 27-28
SPACER,CABLE BRIDGE.....121, 123, 125,
133, 135, 137, 139
SPACER,MODULE TRAY.....49, 59, 67, 81
SPACER,MODULE TRAY,.030 THK.....59, 61,
83, 85
SPACER,MODULE TRAY,.075 THK.....59, 61,
85
SPACER,MODULE,.06 THK.....49, 59, 73, 81
SPACER-DUAL COIL,#10, SCISSORS.....95,
97, 99
SPACER-DUAL COIL,#8**.....95, 97, 99
SPRING & BUSHING KIT,RETURN***.....165,
167
SPRING CLIP,1/4-20,.025-.15X.5.....31, 33, 35,
37-38, 51-52, 55, 57, 63, 65
SPRING CLIP,3/8-16.....35, 37-38
SPRING,COMPRESSION .835 X 2.....153
SPRING,COMPRESSION.485 X1.75**.....49,
59, 81, 83, 151
SPRING,HAND PUMP ROD.....101
SPRING,RETURN.....75
SPRING-BRUSH,40844, SCISSORS.....87
SRV KIT,GS30 STEER LINK ASSY,L.....19, 21-
22, 25, 27-28
SRV KIT,GS30 STEER LINK ASSY,R.....19,
21-22, 25, 27-28
SRVICE KIT,DRIVE MOTOR,GS30.....17, 19,
21-22, 25, 27-28
STACK KIT***.....65

STEER LINK ASSEMBLY GS-30.....27-28
 STEER LNK ASSY.W/BRGS,GS1519.....17
 STEER LNK ASSY.W/BRGS,GS1519**.....19
 STEER LNK W/BRGS,GS30.....21-22
 STEERING,SRV KIT,GS1530/1930.....17
 STEERING,SRV KIT,GS1530/1930 *.....19, 21-22, 25
 STOP PLATFORM ROLLER....69, 71, 145, 147
 STRAIN RELIEF-GS JOYSTICK**~.....157
 STRAINER ASSEMBLY.....73, 75, 77, 79, 103-104, 107-108
 S T R O B E , B E A C O N , W / O U T
 HARDWARE*.....173
 SVC KIT,UK RECEIPT.REPLACEMENT.....155
 SWING GATE-INSTALL KIT-GS15/1930.....147
 SWITCH,LIMIT,W/ROLLER ARM***.....33, 35, 37-38
 SWITCH,LIMIT,W/RLR HEAD 180DG**.....31, 67, 69, 71
 SWITCH,PRESS 2500-6000 PSI ADJ.....179

T

T-BOX,2.75 X 4.5 X 2.0.....155
 TANK BREATHER,NYLON **.....73, 75
 TANK ONLY,HYDRAULIC GS30/32***.....73, 75, 77, 79
 TAPE,NON-SKID,DIE CUT,1.38X1.5.....151
 TAPE,NON-SKID,DIE CUT,4"X 16".....145, 147
 TAPE,NON-SKID,DIE CUT,4"X 32".....151
 TAPE,NON-SKID,DIE CUT,4"X 40".....145, 147, 153
 TAPE,WARNING,BLK/YEL, 50***145, 147
 TEE,RUN 070432-6*****179
 TEE,RUN,070428-4.....103-104, 108
 TEE,RUN,070432-4.....108
 THREADED ROD,(1/4-20),10.5".....49
 TIMER ASSY,ELECTRONIC,47671.....43, 45
 TIMER ASSY-ELECTRONIC, DMSTC*.....41
 TOGGLE SWITCH, PREWIRED***.....157
 TRANSFORMER,CHARGER (66478).....45
 TUBE, CLAMP, 3/8 (PAIR).....27-28
 TUBE, PLATFORM SPACER STD-12P.....45
 TUBING,PVC,1",BLACK***.....145
 TURN SWITCH ACTUATOR,JOYSTICK**169

U

U-BOLT ASSY, HANDLE CATCH.....21-22, 25
 U-BOLT,SQ BEND, 1/2-13.....28

V

VALVE,CHECK***.....95, 97
 VALVE,CHECK,5 PSI**.....95, 97
 VALVE,CHECK,IWP-S/CWP PWR ASSI.....99
 VALVE,CHECK,PILOT OPERATED***.....101
 VALVE,HAND PUMP ASSEMBLY***.....101
 VALVE,HAND PUMP**.....101
 VALVE,PILOT OPERATED ASSEMBLY*.....101
 VALVE,RELIEF,1000PSI(SCISSORS).....95
 VALVE,RELIEF,3500PSI(SCISRS)**.....95, 97
 VALVE,SHUTTLE.....101
 VALVE,SOLENOID,3POS 4WAY.....95, 97, 99
 VALVE,W/NC SOLENOID,MANUAL***.....121, 123, 133, 135, 141
 VALVE-FLOW REGULATOR 0.5 GPM.....97
 VALVE-FLOW REGULATOR 0.75 GPM.....95, 97, 99
 VALVE-RELIEF, 3700 PSI #8**.....99
 VALVE-RELIEF,1500 PSI, RV2.....97, 99

VALVE-SOLENOID N.O.(SCISSORS).....95, 97
 VALVE-SOLENOID, 2POS 4 WAY.....95, 97, 99

W

WASHER,FINISHING CAP.....17, 19
 WASHER,FLAT,UHMW 2.25 DIA.....49
 WASHER,FLAT,MS,#10,Y.....69, 71
 WASHER,FLAT,MS,#8,Y.....67, 151
 WASHER,FLAT,USS,1/2",Y.....21-22, 25, 27-28, 63
 WASHER,FLAT,USS,1/4"Y.....49, 51-52, 55, 57, 63, 65, 73, 75, 77, 79, 121, 123, 125, 127, 133, 135, 137, 139, 151, 153, 173, 179, 181
 WASHER,FLAT,USS,3/8",Y.....17, 19, 35, 37-38, 49, 51-52, 59, 63, 65, 73, 77, 79, 83, 87, 123, 125, 127, 135, 137, 139, 145, 147, 149, 151, 181
 WASHER,FLAT,USS,5/16",Y.....49, 51-52, 73, 75, 77, 79, 153
 WASHER,FLAT,USS,5/8",Y.....21-22, 27-28
 WASHER,LOCK,#10 PLTD.....33
 WASHER,LOCK,25.....17, 19, 21-22, 25, 27-28, 31, 33, 49, 51-52, 55, 57, 63, 65, 73, 75, 77, 79, 121, 123, 133, 135, 141
 WASHER,LOCK,.313.73, 75, 77, 79, 81, 151, 177
 WASHER,LOCK,.375.....35, 37-38, 73, 75, 87, 143, 151, 153, 161, 163
 WASHER,LOCK,.437,PLTD.....21-22, 25, 27-28
 WASHER,LOCK,.625 PLTD.....153
 WASHER,LOCK,0.5".....49, 51-52, 59, 63, 65, 73, 81
 WASHER,LOCK,M5,PLTD.....73, 75
 WASHER,NITRILE.....89, 91, 93
 WASHER,NYLON,.406 X.750 X.032.....59, 83
 WASHER,SCIS ARM,1.54X2.00X.125.....119, 131
 WASHER,SCIS ARM,1.79X2.25X.120.....117, 121, 123, 125, 127, 129, 133, 135, 137, 139
 WASHER,SHOULDER,NYLON.....151
 WASHER,STAR,EXTERNAL,.25.....45
 WASHER,STAR,EXTERNAL,.375.....73, 75, 77, 79
 WASHER,THRUST .75 X 1.25 X .06.....17, 19, 21-22, 25, 69, 71
 WASHER,THRUST 1 X 1.75 X .058.....19, 21-22
 WASHER,THRUST,.5 X 2.438 X .25.....17, 19, 21-22, 25, 27-28
 WEAR PAD, SLIDER.....117, 119, 129, 131
 WEAR PAD,3.5 X 1.88 X .25.....35, 37-38
 WEAR PAD,PLATFORM.....49, 73, 145, 147, 151, 153
 WEAR/GUIDE PAD MAIN PLATFORM.....145, 147
 WEATHERSTRIP,SWING GATE.....147
 WELDING CABLE #2 BLACK.....113, 115
 WELDING CABLE #2 RED.....113, 115
 WELDMENT STEERYOKE LH 30...17, 19, 21-22, 25
 WELDMENT, ALUM,JOYSTICK GUARD.....151
 WELDMENT, CHAIN ENTRY GATE.....153
 WELDMENT, EXT. PLATFORM.....153
 WELDMENT, HALF GATE.....153
 WELDMENT, LOWER CONTROL PANEL.....93
 WELDMENT, R STEER YOKE, GS30.....27-28
 WELDMENT,ENTRY RAIL 30.....147
 WELDMENT,FULL SWING GATE ANSI.....149

WELDMENT,FULL SWING GATE CE.....147, 149
 WELDMENT,L STEER YOKE, GS30.....27-28
 WELDMENT,LEFT YOKE,NIKKEN.....27-28
 WELDMENT,PLATFORM GATE 30.....145
 WELDMENT,PLATFORM RAILING,30.....145, 147
 WELDMENT,RIGHT YOKE,NIKKEN.....27-28
 WELDMENT,ROLLER BRACKET,LT***153
 WELDMENT,ROLLER BRACKET,RT***153, 155
 WELDMENT,SWING GATE 30.....147
 WHEEL & TIRE ASSY,LP,12****17, 19, 21-22, 25, 27-28, 63, 65
 WIRE ASSEMBLY, GS1530.....171
 WIRE ASSEMBLY,GS1530.....171
 WIRE ASSEMBLY,GS1930/1932/2032.....171
 WIRE ASSY,CHASSIS CNTRL PIGT....51-52, 55
 WIRE ASSY,CHASSIS CONTROL PIGT.....55, 171
 WIRE CABLE,14/3 CON.TPE JKT*63, 65
 WIRE CABLE,16/3 SJO,BULK.....155
 WIRE CABLE,18/2 SJO,BULK.....33, 35, 37-38
 WIRE CAP,ORANGE.....155
 WIRE,10 GA,BLACK,GXL***.....113, 115
 WIRE,10 GA,RED,GXL***.....113, 115
 WLDMNT,STEERYOKE,RIGHT,PAINT**.....17, 19, 21-22, 25
 WLDMT, AUS CW, RIGHT.....63, 65
 WLDMT,AUS CW,LEFT.....63, 65
 WLDMT,LOCKING ROLLER SUPPORT.....151
 WORKLIGHT CABLE,GS15XX.....177
 WORKLIGHT CABLE,GS19/20XX.....177
 WORKLIGHT PIGTAIL ASSY.....177
 WORKLIGHT,24V,COIL CORD.....177

Z

ZERK-GREASE,1/4-28, STRAIGHT.....21-22, 25, 27-28

Fitting Cross References

Genie PN	Parker PN	Description	Genie PN	Parker PN	Description
12342	6-4 F5OX-S	CONNECTOR,STRAIGHT THREAD TO FLARE TUBE	42794	1 CR-S	ELBOW,90°,MALE PIPE
13757	4 R6X-S	RUN TEE,SWIVEL NUT,ORFS	42795	BV-0839	BALL VALVE
19685	12-10 C5OX-S	ELBOW,90°,STRAIGHT THREAD TO FLARE TUBE	42796	BV-0838	BALL VALVE
22664	12-10 C5OX	ELBOW,90°,STRAIGHT THREAD TO FLARE TUBE	42874	6-8 CLO-S	ELBOW,90°,MALE PIPE TO ORFS
27431	8-12 F5OX-S	CONNECTOR,STRAIGHT THREAD TO FLARE TUBE	42912	13943-6-4	HOSE END,90° FEMALE SWIVEL,JIC
28678	AS-B-33	SLEEVE,NYLON,1.81" ID	42920	BV-0840	BALL VALVE,90°
39871	6 WETX-WLN-S	UNION,90° BULKHEAD W/NUT,FLARE TUBE	42932	AS-B-17	SLEEVE,NYLON,1.22" ID
39872	4 R5OX-S	RUN TEE,STRAIGHT THREAD	42936	10243-2-4	HOSE END,FEMALE PIPE
39873	6 C5OX-S	ELBOW,90°,STRAIGHT THREAD TO FLARE TUBE	42953	1/2 DD-S	ELBOW,90°,FEMALE PIPE
39874	8-6 C5OX-S	ELBOW,90°,STRAIGHT THREAD TO FLARE TUBE	42956	6 WELO-WLNL-S	UNION,90° BULKHEAD W/NUT,ORFS
39875	4-6 C5OX-S	ELBOW,90°,STRAIGHT THREAD TO FLARE TUBE	45349	8 V5OX-S	ELBOW,45°,STRAIGHT THREAD TO FLARE TUBE
39876	6-8 C5OX-S	ELBOW,90°,STRAIGHT THREAD TO FLARE TUBE	45351	4 V5OX-S	ELBOW,45°,STRAIGHT THREAD TO FLARE TUBE
39877	4 F5OX-S	CONNECTOR,STRAIGHT THREAD TO FLARE TUBE	47223	10343-6-6	HOSE END,MALE,JIC
39878	6 F5OX-S	CONNECTOR,STRAIGHT THREAD TO FLARE TUBE	47419	PS690503-6-6	SWIVEL,90°,STRAIGHT THREAD TO 37° FLARE
39879	4-8 F5OX-S	CONNECTOR,STRAIGHT THREAD TO FLARE TUBE	48750	421-4	HOSE,1/4 INCH ID
39880	6-10 F5OX-S	CONNECTOR,STRAIGHT THREAD TO FLARE TUBE	48751	481TC-4	HOSE,1/4 INCH ID
39881	4-6 F5OX-S	CONNECTOR,STRAIGHT THREAD TO FLARE TUBE	48752	482TC-4	HOSE,1/4 INCH ID
39882	4-HP5ON-S	PLUG,STRAIGHT THREAD	48753	451TC-6	HOSE,3/8 INCH ID
39883	8-8 FTX-S	CONNECTOR,MALE PIPE TO FLARE TUBE	48754	482TC-6	HOSE,3/8 INCH ID
39885	269HB 12-12	ELBOW,90°,BEADED HOSE BARB TO MALE PIPE	48755	381-6	HOSE,3/8 INCH ID
39886	431-6	HOSE,3/8 INCH ID	48756	451TC-8	HOSE,1/2 INCH ID
39887	540N-2	HOSE,1/8 INCH ID	48757	482TC-8	HOSE,1/2 INCH ID
39888	801-8	HOSE,1/2 INCH ID	48758	381-8	HOSE,1/2 INCH ID
39889	801-12	HOSE,3/4 INCH ID	48759	381-10	HOSE,5/8 INCH ID
39890	10643-6-6	HOSE END,FEMALE SWIVEL,JIC	48760	451TC-10	HOSE,5/8 INCH ID
39891	13943-6-6	HOSE END,90° FEMALE SWIVEL,JIC	48761	482TC-12	HOSE,3/4 INCH ID
39892	13743-6-6	HOSE END,45° FEMALE SWIVEL,JIC	48762	451TC-12	HOSE,3/4 INCH ID
39894	30682-8-8	HOSE END,FEMALE SWIVEL,JIC	48763	772-12	HOSE,3/4 INCH ID
39895	30682-10-12	HOSE END,FEMALE SWIVEL,JIC	48764	881-16	HOSE,1 INCH ID
42286	8-8 CTX-S	ELBOW,90°,MALE PIPE TO FLARE TUBE	48765	772-16	HOSE,1 INCH ID
42756	8-12 CLO-S	ELBOW,90,MALE PIPE TO ORFS	48766	AS-B-15	SLEEVE,NYLON,1.06" ID
42757	8-12 FLO-S	CONNECTOR,MALE PIPE TO ORFS	48767	AS-B-22	SLEEVE,NYLON,1.42" ID
42758	4 JLO-S	UNION TEE,ORFS	48770	881-8	HOSE,1/2 INCH ID
42759	4-4 FLO-S	CONNECTOR,MALE PIPE TO ORFS			
42760	6-8 FLO-S	CONNECTOR,MALE PIPE TO ORFS			
42761	1J143-6-4	HOSE END,90° FEMALE SWIVEL,SEAL LOK			
42762	1J743-6-4	HOSE END,45° FEMALE SWIVEL,SEAL LOK			
42768	1JO43-4-4	HOSE END,MALE,SEAL LOK			
42776	601-8	HOSE,1/2 INCH ID			
42777	1J743-16-16	HOSE END,45° FEMALE SWIVEL,SEAL LOK			
42786	16 CLO-S	ELBOW,90°,MALE PIPE TO ORFS			
42787	16 R6LO-S	RUN TEE,SWIVEL NUT,ORFS			
42788	16-8 TRLO-BL-S	REDUCER,TUBE END TO SWIVEL,ORFS			
42789	6-6 CLO-S	ELBOW,90°,MALE PIPE TO ORFS			
42790	8-10 V5OLO-S	ELBOW,45°,STRAIGHT THREAD TO ORFS			
42791	3/4 CD-S	ELBOW,90°,MALE TO FEMALE PIPE			
42792	3/4 X 1/2 PTR-S	REDUCER,MALE TO FEMALE PIPE			
42793	1/2 CR-S	ELBOW,90°,MALE PIPE			

Fitting Cross References (Continued)

Genie PN	Parker PN	Description
48771	881-10	HOSE,5/8 INCH ID
48772	381-4	HOSE,1/4 INCH ID
48773	AS-B-13	SLEEVE,NYLON,.86" ID
48800	1JC43-4-4	HOSE END,FEMALE SWIVEL,SEAL LOK
48801	1J743-4-4	HOSE END,45° FEMALE SWIVEL,SEAL LOK
48802	1J943-4-4	HOSE END,90° FEMALE SWIVEL,SEAL LOK
48804	1JM43-4-4	HOSE END,MALE,SEAL LOK, NO O-RING
48805	10643-4-4	HOSE END,FEMALE SWIVEL,JIC
48806	13943-4-4	HOSE END,90° FEMALE SWIVEL,JIC
48807	1JS43-4-4	HOSE END,FEMALE SWIVEL,SEAL LOK
48808	3JC82-8-8	HOSE END,FEMALE SWIVEL,SEAL LOK
48809	3JC82-12-12	HOSE END,FEMALE SWIVEL,SEAL LOK
48810	1JC43-6-4	HOSE END,FEMALE SWIVEL,SEAL LOK
48811	1J943-6-4	HOSE END,90° FEMALE SWIVEL,SEAL LOK
48812	1JC43-6-6	HOSE END,FEMALE SWIVEL,SEAL LOK
48813	1J143-6-6	HOSE END,90° FEMALE SWIVEL,SEAL LOK
48814	1J543-6-6	HOSE END,90° FEMALE SWIVEL,SEAL LOK
48815	1J743-6-6	HOSE END,45° FEMALE SWIVEL,SEAL LOK
48816	1J943-6-6	HOSE END,90° FEMALE SWIVEL,SEAL LOK
48817	1JS43-6-8	HOSE END,FEMALE SWIVEL,SEAL LOK
48818	1J943-8-4	HOSE END,90° FEMALE SWIVEL,SEAL LOK
48819	1JC43-8-6	HOSE END,FEMALE SWIVEL,SEAL LOK
48820	1J743-8-6	HOSE END,45° FEMALE SWIVEL,SEAL LOK
48821	1J943-8-6	HOSE END,90° FEMALE SWIVEL,SEAL LOK
48822	1JC43-8-8	HOSE END,FEMALE SWIVEL,SEAL LOK
48823	1JS43-8-8	HOSE END,FEMALE SWIVEL,SEAL LOK
48824	1J143-8-8	HOSE END,90° FEMALE SWIVEL,SEAL LOK
48825	1J543-8-8	HOSE END,90° FEMALE SWIVEL,SEAL LOK
48826	1J743-8-8	HOSE END,45° FEMALE SWIVEL,SEAL LOK
48827	1J943-8-8	HOSE END,90° FEMALE SWIVEL,SEAL LOK
48828	1JC43-10-8	HOSE END,FEMALE SWIVEL,SEAL LOK
48829	1JS43-10-8	HOSE END,FEMALE SWIVEL,SEAL LOK
48830	1J743-10-8	HOSE END,45° FEMALE SWIVEL,SEAL LOK
48831	1J943-10-8	HOSE END,90° FEMALE SWIVEL,SEAL LOK
48833	1JC43-10-10	HOSE END,FEMALE SWIVEL,SEAL LOK
48834	1J943-10-10	HOSE END,90° FEMALE SWIVEL,SEAL LOK
48835	1JS43-10-12	HOSE END,FEMALE SWIVEL,SEAL LOK
48836	1JC43-12-8	HOSE END,FEMALE SWIVEL,SEAL LOK
48837	1JS43-12-8	HOSE END,FEMALE SWIVEL,SEAL LOK
48838	1J743-12-8	HOSE END,45° FEMALE SWIVEL,SEAL LOK
48839	1J943-12-8	HOSE END,90° FEMALE SWIVEL,SEAL LOK
48840	1J943-12-10	HOSE END,90° FEMALE SWIVEL,SEAL LOK
48841	1JC43-12-12	HOSE END,FEMALE SWIVEL,SEAL LOK
48842	1JO43-12-12	HOSE END,MALE,SEAL LOK
48843	1J143-12-12	HOSE END,90° FEMALE SWIVEL,SEAL LOK
48844	1J543-12-12	HOSE END,90° FEMALE SWIVEL,SEAL LOK
48845	1J743-12-12	HOSE END,45° FEMALE SWIVEL,SEAL LOK
48846	1J943-12-12	HOSE END,90° FEMALE SWIVEL,SEAL LOK

Genie PN	Parker PN	Description
48847	13943-12-12	HOSE END,90° FEMALE SWIVEL,JIC
48848	10543-12-12	HOSE END,MALE,STRAIGHT THREAD
48849	1JC71-12-12	HOSE END,FEMALE SWIVEL,SEAL LOK
48850	1JS71-12-12	HOSE END,FEMALE SWIVEL,SEAL LOK
48851	1J171-12-12	HOSE END,90° FEMALE SWIVEL,SEAL LOK
48852	1J771-12-12	HOSE END,45° FEMALE SWIVEL,SEAL LOK
48853	1J971-12-12	HOSE END,90° FEMALE SWIVEL,SEAL LOK
48854	1JC43-16-16	HOSE END,FEMALE SWIVEL,SEAL LOK
48855	1J943-16-16	HOSE END,90° FEMALE SWIVEL,SEAL LOK
48856	1J171-16-16	HOSE END,90° FEMALE SWIVEL,SEAL LOK
48857	1J971-16-16	HOSE END,90° FEMALE SWIVEL,SEAL LOK
48859	1JS43-8-4	HOSE END,FEMALE SWIVEL,SEAL LOK
48867	PD36BTL	DIAGNOSTIC NIPPLE,SEAL-LOK SWIVEL
48873	6 PNLO-S	PLUG,TUBE END,ORFS
48874	6 PNTX-S	PLUG,FLARE TUBE
48875	6 R6LO-S	RUN TEE,SWIVEL NUT,ORFS
48877	4 F5OLO-SW/.025	CONNECTOR,STRAIGHT THREAD TO ORFS, W/.025 ORI
48878	16-12 C5OLO-S	ELBOW,90°,STRAIGHT THREAD TO ORFS
48879	8 C6LO-S	ELBOW,90°,SWIVEL NUT ORFS
48880	PD6-285	CAP,DIAGNOSTIC NIPPLE
48881	6 HLO-S	UNION,ORFS
48883	8 P5ON-S	PLUG,STRAIGHT THREAD
48884	8M18F87OMLO-S	CONNECTOR,METRIC,STRAIGHT THREAD TO ORFS
48885	4 WGTX-WLN-S	CONNECTOR,BULKHEAD,FEMALE PIPE TO FLARE TUBE
48886	4 F5OLO-SW/2MM	CONNECTOR,MACHINED STRAIGHT THREAD TO ORFS
48887	4 CTX-S	ELBOW,90°,MALE PIPE TO FLARE TUBE
48888	10-12 V5OLO-S	ELBOW,45°,STRAIGHT THREAD TO ORFS
48890	4 S5OLO-S	BRANCH TEE,STRAIGHT THREAD TO ORFS
48891	4 S6LO-S	BRANCH TEE,SWIVEL NUT TO ORFS

Fitting Cross References (Continued)

Genie PN	Parker PN	Description	Genie PN	Parker PN	Description
48892	6 C6LO-S	ELBOW,90°,SWIVEL NUT ORFS	48938	8 R6LO-S	RUN TEE,SWIVEL NUT,ORFS
48893	6 F5OHAO-S	UNION,STRAIGHT THREAD	48939	8 S6LO-S	BRANCH TEE,SWIVEL NUT TO ORFS
48894	8 WLO-WLNL-S	UNION,BULKHEAD,ORFS	48940	8 WJLO-WLNL-S	RUN TEE, BULKHEAD,ORFS
48895	DT-370-MSMO-5	VALVE,CHECK	48941	8-4 TRLO-S	REDUCER,TUBE END TO SWIVEL,ORFS
48896	6 JLO-S	UNION,TEE,ORFS	48942	8-6 C5OLO-S	ELBOW,90°,STRAIGHT THREAD TO ORFS
48897	DT-750-MSMS-5	VALVE,CHECK	48943	8-6 F5OLO-S	CONNECTOR,STRAIGHT THREAD TO ORFS
48898	DT-750-MOMS-5	VALVE,CHECK	48944	8-8 FLO-S	CONNECTOR,MALE PIPE TO ORFS
48899	DT-620-MOMS-5	VALVE,CHECK	48945	8 FTX-S	CONNECTOR,MALE PIPE TO FLARE TUBE
48900	4-6 F5OLO-SW/.035	CONNECTOR,STRAIGHT THREAD TO ORFS, W/.035 ORI	48946	8-10 F5OLO-S	CONNECTOR,STRAIGHT THREAD TO ORFS
48902	16-1 AOE4G-S	ELBOW,90° LONG,FEMALE PIPE TO STRAIGHT THREAD	48947	8-12 C5OLO-S	ELBOW,90°,STRAIGHT THREAD TO ORFS
48903	1 FF-S	NIPPLE,PIPE	48948	8-12 F5OLO-S	CONNECTOR,STRAIGHT THREAD TO ORFS
48904	4 C5OLO-S	ELBOW,90°,STRAIGHT THREAD TO ORFS	48949	8-16 F5OLO-S	CONNECTOR,STRAIGHT THREAD TO ORFS
48905	4 F5OLO-S	CONNECTOR,STRAIGHT THREAD TO ORFS	48950	10 C5OLO-S	ELBOW,90°,STRAIGHT THREAD TO ORFS
48906	4 R5OLO-S	RUN TEE,STRAIGHT THREAD	48951	10 CC5OLO-S	ELBOW,90° LONG,STRAIGHT THREAD TO ORFS
48907	4 V5OLO-S	ELBOW,45°,STRAIGHT THREAD TO ORFS	48952	10 F5OLO-S	CONNECTOR,STRAIGHT THREAD TO ORFS
48908	4 R6LO-S	RUN TEE,SWIVEL NUT,ORFS	48953	10 R5OLO-S	RUN TEE,STRAIGHT THREAD
48909	4 WJLO-WLNL-S	RUN TEE, BULKHEAD,ORFS	48954	10 S5OLO-S	BRANCH TEE,STRAIGHT THREAD TO ORFS
48910	4 GTX-S W/.030	CONNECTOR,FEMALE PIPE TO FLARE TUBE	48955	10 R6LO-S	RUN TEE,SWIVEL NUT,ORFS
48911	4-6 C5OLO-S	ELBOW,90°,STRAIGHT THREAD TO ORFS	48956	10-4 TRLO-BL-S	REDUCER,TUBE END TO SWIVEL,ORFS
48912	4-6 F5OLO-S	CONNECTOR,STRAIGHT THREAD TO ORFS	48957	10-6 TRLO-BL-S	REDUCER,TUBE END TO SWIVEL,ORFS
48913	4-6 F5OLO-SW/.030	CONNECTOR,STRAIGHT THREAD TO ORFS, W/.030 ORI	48958	10-12 F5OLO-S	CONNECTOR,STRAIGHT THREAD TO ORFS
48914	4-8 F5OLO-S	CONNECTOR,STRAIGHT THREAD TO ORFS	48959	12 C5OLO-S	ELBOW,90°,STRAIGHT THREAD TO ORFS
48915	6 C5OLO-S	ELBOW,90°,STRAIGHT THREAD TO ORFS	48960	12 F5OLO-S	CONNECTOR,STRAIGHT THREAD TO ORFS
48916	6 F5OLO-S	CONNECTOR,STRAIGHT THREAD TO ORFS	48961	12 R5OLO-S	RUN TEE,STRAIGHT THREAD
48917	6 FF5OLO-S	CONNECTOR,LONG,STRAIGHT THREAD TO ORFS	48962	12 S5OLO-S	BRANCH TEE,STRAIGHT THREAD TO ORFS
48918	6 R5OLO-S	RUN TEE,STRAIGHT THREAD	48963	12 V5OLO-S	ELBOW,45°,STRAIGHT THREAD TO ORFS
48919	6 S5OLO-S	BRANCH TEE,STRAIGHT THREAD TO ORFS	48964	12 R6LO-S	RUN TEE,SWIVEL NUT,ORFS
48920	6 V5OLO-S	ELBOW,45°,STRAIGHT THREAD TO ORFS	48965	12 CLO-S	ELBOW,90°,MALE PIPE TO ORFS
48921	6 FLO-S	CONNECTOR,MALE PIPE TO ORFS	48966	12 FLO-S	CONNECTOR,MALE PIPE TO ORFS
48922	6-6 FLO-S	CONNECTOR,MALE PIPE TO ORFS	48967	12 JLO-S	UNION TEE,ORFS
48923	6 P5ON-S	PLUG,STRAIGHT THREAD	48968	12 WLO-WLNL-S	UNION,BULKHEAD,ORFS
48925	6 WELO-S	UNION,90° BULKHEAD,ORFS	48969	12 WJLO-WLNL-S	RUN TEE, BULKHEAD,ORFS
48926	6-4 C5OLO-S	ELBOW,90°,STRAIGHT THREAD TO ORFS	48970	12 WELO-WLNL-S	UNION,90° BULKHEAD W/NUT,ORFS
48927	6-4 F5OLO-S	CONNECTOR,STRAIGHT THREAD TO ORFS			
48928	6-4 V5OLO-S	ELBOW,45°,STRAIGHT THREAD TO ORFS			
48929	6-8 C5OLO-S	ELBOW,90°,STRAIGHT THREAD TO ORFS			
48930	6-8 F5OLO-S	CONNECTOR,STRAIGHT THREAD TO ORFS			
48931	6-10 F5OLO-S	CONNECTOR,STRAIGHT THREAD TO ORFS			
48932	8 C5OLO-S	ELBOW,90°,STRAIGHT THREAD TO ORFS			
48933	8 F5OLO-S	CONNECTOR,STRAIGHT THREAD TO ORFS			
48934	8 FF5OLO-S	CONNECTOR,LONG,STRAIGHT THREAD TO ORFS			
48935	8 R5OLO-S	RUN TEE,STRAIGHT THREAD			
48936	8 S5OLO-S	BRANCH TEE,STRAIGHT THREAD TO ORFS			
48937	8 V5OLO-S	ELBOW,45°,STRAIGHT THREAD TO ORFS			

Fitting Cross References (Continued)

Genie PN	Parker PN	Description	Genie PN	Parker PN	Description
48971	12 G5G5JG5-S	TEE,FEMALE STRAIGHT THREAD	49612	PKT02586	O-RING KIT (ORFS FITTINGS)
48972	12 XHL6-S	ADAPTER, 37° MALE TO SWIVEL ORFS	49613	PKT06276	PLUG AND CAP KIT-SERVICE,ORFS
48973	12-1/2 F5OG-S	ADAPTER,FEMALE PIPE TO STRAIGHT THREAD	49728	10143-12-12	HOSE END, MALE PIPE
48974	12-10 C5OLO-S	ELBOW,90°,STRAIGHT THREAD TO ORFS	49729	16-1 F5OG-S	ADAPTER,FEMALE PIPE TO STRAIGHT THREAD
48975	12-10 F5OLO-S	CONNECTOR,STRAIGHT THREAD TO ORFS	49814	12-8 FLO-S	CONNECTOR,MALE PIPE TO ORFS
48976	12-16 C5OLO-S	ELBOW,90°,STRAIGHT THREAD TO ORFS	49829	DT-500-MOMF-5	VALVE,CHECK
48977	12-16 F5OLO-S	CONNECTOR,STRAIGHT THREAD TO ORFS	49831	881-12	HOSE,3/4 INCH ID
48978	12-16 V5OLO-S	ELBOW,45°,STRAIGHT THREAD TO ORFS	49834	16 JLO-S	UNION TEE,ORFS
48980	12-16 FLO-S	CONNECTOR,MALE PIPE TO ORFS	49838	12-8 TRLO-BL-S	REDUCER,TUBE END TO SWIVEL,ORFS
48983	16 C5OLO-S	ELBOW,90°,STRAIGHT THREAD TO ORFS	49840	8 JLO-S	UNION TEE,ORFS
48984	16 F5OLO-S	CONNECTOR,STRAIGHT THREAD TO ORFS	49844	10-8 TRLO-BL-S	REDUCER,TUBE END TO SWIVEL,ORFS
48985	16 V5OLO-S	ELBOW,45°,STRAIGHT THREAD TO ORFS	49854	8 P5ON-S	PLUG,STRAIGHT THREAD
48986	16 FLO-S	CONNECTOR,MALE PIPE TO ORFS	49855	1JC43-16-12	HOSE END,FEMALE SWIVEL,SEAL LOK
48988	16 CD45-S	ELBOW,45°,MALE TO FEMALE PIPE	49859	4 P5ON-S	PLUG,STRAIGHT THREAD
48989	12 CD45-S	ELBOW,45°,MALE TO FEMALE PIPE	49861	4 FF5OLO-S	CONNECTOR,LONG,STRAIGHT THREAD TO ORFS
48990	8 CD45-S	ELBOW,45°,MALE TO FEMALE PIPE	49867	12-3/4 F5OG-S	ADAPTER,FEMALE PIPE TO STRAIGHT THREAD
48991	16-12 FLO-S	CONNECTOR,MALE PIPE TO ORFS	51152	6 R6X-S	RUN TEE,SWIVEL NUT,ORFS
48992	16-12 V5OLO-S	ELBOW,45°,STRAIGHT THREAD TO ORFS	51153	6-4 TRTX-S	REDUCER,TUBE END TO SWIVEL,ORFS
48993	XV501-12	BALL VALVE	51154	4-4 GTX	CONNECTOR,FEMALE PIPE TO FLARE TUBE
48994	XV501-16	BALL VALVE	51264	881-12	HOSE,3/4 INCH ID
48995	XV510P-12	BALL VALVE	51265	8 JLO-S	UNION TEE,ORFS
48996	XV510P-16	BALL VALVE	51508	6 BTX-S	NUT,FLARE TUBE
48997	PD341	DIAGNOSTIC NIPPLE, STRAIGHT THREAD	51580	12-8 TRLO-BL-S	TUBE END REDUCER,ORFS
48998	PD 361	DIAGNOSTIC NIPPLE, STRAIGHT THREAD	51628	6 R6X-S	RUN TEE,SWIVEL NUT,ORFS
48999	DT-500-MOMS-5	VALVE,CHECK	51735	3/8 HHP	PLUG,PIPE THREAD
49201	10 V5OLO-S	ELBOW,45°,STRAIGHT THREAD TO ORFS	51803	1J943-6-8	HOSE END,90° FEMALE SWIVEL,SEAL LOK
49202	1JC43-12-10	HOSE END,FEMALE SWIVEL,SEAL LOK	53023	125HBL-5-4	FITTING,HOSE BARB TO MALE PIPE
49203	10-8 V5OLO-S	ELBOW,45°,STRAIGHT THREAD TO ORFS	53497	PKT02585	O-RING KIT
49205	6 F5OHAO-S	UNION,STRAIGHT THREAD	53499	1JC71-16-16	HOSE END,FEMALE SWIVEL,SEAL LOK
49207	PD34BTL	DIAGNOSTIC NIPPLE,SEAL-LOK SWIVEL	53500	3-904	O-RING,STRAIGHT THREAD,-4
49209	8M18F870MX-S	CONNECTOR,METRIC,STRAIGHT THREAD TO FLARE TUBE	53501	3-906	O-RING,STRAIGHT THREAD,-6
49212	8 WGTX-WLN-S	CONNECTOR,BULKHEAD,FEMALE PIPE TO FLARE TUBE	53502	3-908	O-RING,STRAIGHT THREAD,-8
49213	30682-8-8	HOSE END,FEMALE SWIVEL,JIC	53503	3-910	O-RING,STRAIGHT THREAD,-10
49216	831-8	HOSE,1/2 INCH ID			
49217	33982-8-8	HOSE END,90° FEMALE SWIVEL,JIC			
49219	PS-B-35	SLEEVE,NYLON,2.19" ID			
49418	4-6 V5OLO-S	ELBOW,45°,STRAIGHT THREAD TO ORFS			
49511	DT370-MOMS-5	VALVE,CHECK			
49512	1 DD-S	ELBOW,90°,FEMALE PIPE			
49513	1 FF-S	NIPPLE,PIPE			
49514	10 HP5ON-S	PLUG,STRAIGHT THREAD			
49515	12-16 CLO-S	ELBOW,90°,MALE PIPE TO ORFS			
49517	6 HP5ON-S	PLUG,STRAIGHT THREAD			
49519	16-12 F5OLO-S	CONNECTOR,STRAIGHT THREAD TO ORFS			
49520	4 VTX-S	ELBOW,45°,MALE PIPE TO FLARE TUBE			
49530	16 C6LO-S	ELBOW,90°,SWIVEL NUT ORFS			

Fitting Cross References (Continued)

Genie PN	Parker PN	Description	Genie PN	Parker PN	Description
53535	3-912	O-RING, STRAIGHT THREAD, -12	61083	24 F5OLO-S	CONNECTOR, STRAIGHT THREAD TO ORFS
53536	4-PNLO-S	PLUG, TUBE END, ORFS	61086	20 R5OLO-S	RUN TEE, STRAIGHT THREAD
53537	6 PNLO-S	PLUG, TUBE END, ORFS	61090	24-20 F5OLO-S	CONNECTOR, STRAIGHT THREAD TO ORFS
53538	8 PNLO-S	PLUG, TUBE END, ORFS	61091	1J943 24-24	HOSE END, 90° FEMALE SWIVEL, SEAL LOK
53539	10 PNLO-S	PLUG, TUBE END, ORFS	61093	1J978-12-12	HOSE END, 90° FEMALE SWIVEL, JIC
53540	12 PNLO-S	PLUG, TUBE END, ORFS	61095	1JS43-20-16	HOSE END, FEMALE SWIVEL, SEAL LOK
53946	129HB-5-4	FITTING, 90° HOSE BARB TO MALE PIPE	61100	811-24	HOSE, 1 1/2 INCH ID
53951	8-1/4F50G-S	ADAPTER, FEMALE PIPE TO STRAIGHT THREAD	61130	1JS43-24-24	HOSE END, FEMALE SWIVEL, SEAL LOK
53980	6 S6LO-S	BRANCH TEE, SWIVEL NUT TO ORFS	61131	1JS78 12-12	HOSE END, FEMALE SWIVEL, SEAL LOK
54132	4 C6LO-S	ELBOW, 90°, SWIVEL NUT ORFS	61132	1J778-12-12	HOSE END, 45° FEMALE SWIVEL, JIC
54135	11343-16-16	HOSE END, MALE SWIVEL, PIPE	61152	139HB-6-4	ELBOW, 45°, BARB TO MALE PIPE
54283	8-10 C5OLO-S	ELBOW, 90°, STRAIGHT THREAD TO ORFS	61251	BV-0750	BALL VALVE
54428	8M18C870MLO-S	ELBOW, 90° METRIC, STRAIGHT THREAD TO ORFS	61259	4 CC5OLO-S	ELBOW, 90° LONG, STRAIGHT THREAD TO ORFS
54803	FS-F-16-10	SLEEVE, FIRE, .96" ID	61260	20-12 TRLO-BL	REDUCER, TUBE END TO SWIVEL, ORFS
54954	10143-2-4	HOSE END, MALE PIPE	61262	12 C6LO-S	ELBOW, 90°, SWIVEL NUT ORFS
55190	3/8 HP-S	PLUG, PIPE THREAD	61263	20 F5OHAO-S	UNION, STRAIGHT THREAD
55448	8 HLO-S	UNION, ORFS	61264	6-10 C5OLO-S	ELBOW, 90°, STRAIGHT THREAD TO ORFS
55839	6 F65OX-S	CONNECTOR, STRAIGHT THREAD TO 37° SWIVEL	61265	6 WNLO-WLNL-S	UNION, BULKHEAD 45°, ORFS
55968	10 C5OX-S	ELBOW, 90°, STRAIGHT THREAD TO FLARE TUBE	61268	4 WNLO-WLNL-S	UNION, BULKHEAD 45°, ORFS
56003	6 CC5OLO-S	ELBOW, 90° LONG, STRAIGHT THREAD TO ORFS	61269	4 WLO-WLNL-S	UNION, BULKHEAD, ORFS
56166	BV-0837	BALL VALVE, 90°	61272	12 AOEL6	ELBOW, 90°, STRAIGHT THREAD TO ORFS SWIVEL
56188	10143-8-6	HOSE END, MALE PIPE	61316	482TC-16	HOSE, 1 INCH ID
56233	2-011	O-RING, ORFS, -4	61321	6 JLO-S	UNION TEE, ORFS
56234	2-012	O-RING, ORFS, -6	61327	782-12	HOSE, 3/4 INCH ID
56235	2-014	O-RING, ORFS, -8	61328	881-24	HOSE, 1 1/2 INCH ID
56236	2-016	O-RING, ORFS, -10	61336	11943-20-24	HOSE END, 90° FLANGE HEAD
56237	2-018	O-RING, ORFS, -12	61345	12 WJLO-WLNL-S	RUN TEE, BULKHEAD, ORFS
56238	2-021	O-RING, ORFS, -16	61346	8 WNLO-WLNL-S 4	UNION, BULKHEAD 45°, ORFS
56352	6 WLNL-S	LOCKNUT, BULKHEAD	61569	33782-8-8	HOSE END, 45° FEMALE SWIVEL, JIC
56353	3J782-12-12	HOSE END, 45° FEMALE SWIVEL, SEAL LOK	61610	12 FF5OLO-S	CONNECTOR, LONG, STRAIGHT THREAD TO ORFS
56354	3J982-12-12	HOSE END, 90° FEMALE SWIVEL, SEAL LOK	61742	1/8 X 1.5 FFF	NIPPLE, PIPE
56604	10-8 F5OLO-S	CONNECTOR, STRAIGHT THREAD TO ORFS	63426	8 PNTX-S	PLUG, FLARE TUBE
56639	3JC82-10-10	HOSE END, FEMALE SWIVEL, SEAL LOK			
56640	3J982-10-10	HOSE END, 90° FEMALE SWIVEL, SEAL LOK			
56655	3JC82-8-10	HOSE END, FEMALE SWIVEL, SEAL LOK			
56676	10-8 C5OLO-S	ELBOW, 90°, STRAIGHT THREAD TO ORFS			
56776	471TC-6	HOSE, 3/8 INCH ID			
56777	471TC-8	HOSE, 1/2 INCH ID			
56789	811-16	HOSE, 1 INCH ID			
57884	3/8 FF	NIPPLE, PIPE			
59335	6 FNL-S	CAP, TUBE END			
59342	4 FNL-S	CAP, TUBE END			
59371	8 HP5ON-S	PLUG, STRAIGHT THREAD			
60653	BV-0751	BALL VALVE			
60806	125HB-3-4	FITTING, HOSE BARB TO MALE PIPE			
61064	5-1/4 F50G-S	ADAPTER, FEMALE PIPE TO STRAIGHT THREAD			
61079	4 WELO-WLNL-S	UNION, 90° BULKHEAD W/NUT, ORFS			
61080	6 WLO-WLNL-S	UNION, BULKHEAD, ORFS			

Fitting Cross References (Continued)

Genie PN	Parker PN	Description	Genie PN	Parker PN	Description
64271	4 WLO-WLNL-S	UNION,BULKHEAD,ORFS	75631	801-6	HOSE,3/8 INCH ID
64272	6 WLO-WLNL-S	UNION,BULKHEAD,ORFS	75654	20 F5OLO-S	CONNECTOR,STRAIGHT THREAD TO ORFS
65776	8 F65OL-S	CONNECTOR,STRAIGHT THREAD TO ORFS SWIVEL	75655	1J943-20-20	HOSE END,90° FEMALE SWIVEL,SEAL LOK
65880	6001012	O-RING KIT	75656	881-20	HOSE,1-1/4 INCH ID
66154	6 WTX-WLNS	UNION,BULKHEAD,FLARE TUBE	75971	8 F5OHAO-S	UNION,STRAIGHT THREAD
66155	6 WETX-S	UNION,BULKHEAD 90°,FLARE TUBE	77307	1JB43-8-8	HOSE END,BULKHEAD,SEAL LOK
66156	6 WLN-S	BULKHEAD LOCKNUT	77309	8 WLNL-S	BULKHEAD LOCKNUT
66389	6-8 F5OX-S	CONNECTOR,STRAIGHT THREAD TO FLARE TUBE	77379	8M18C87OMX-S	ELBOW,90° METRIC,STRAIGHT THREAD TO FLARE TUBE
66392	6 R5OX-S	RUN TEE,STRAIGHT THREAD	77703	3J982-8-8	HOSE END,90° FEMALE SWIVEL,SEAL LOK
66396	811-12	HOSE,3/4 INCH ID	77711	801-10	HOSE,5/8 INCH ID
66829	H3174PP	CLAMP,TUBE	77758	12 WNLO-WLNL-S	UNION,BULKHEAD 45°,ORFS
67217	4 KLO-S	UNION,CROSS,ORFS	78091	6 C6X-S	ELBOW,90°,SWIVEL NUT TO FLARE TUBE
67339	10-6 F5OX-S	CONNECTOR,STRAIGHT THREAD TO FLARE TUBE	78684	30582-8-8B	HOSE END,PUSH LOK,MALE
67357	13943-8-6	HOSE END,90° FEMALE SWIVEL,JIC	78852	549-2	HOSE,1/8 INCH ID
67358	10 HP5ON-S	PLUG,STRAIGHT THREAD	78855	10657-4-2	HOSE END,FEMALE SWIVEL,JIC
67371	12 S6LO-S	BRANCH TEE,SWIVEL NUT TO ORFS	79138	PS-B-37	SLEEVE,NYLON,2.38" ID
67498	4 FNL-S	CAP, TUBE END	79476	1JS43-6-8	HOSE END,FEMALE SWIVEL,SEAL LOK
67906	DC-370-F0F0-5	VALVE,CHECK	79847	12-3/4 A0EG-S	ELBOW,90°,STRAIGHT THREAD TO FEMALE PIPE
69316	8 FLO-S	CONNECTOR,MALE PIPE TO ORFS	80044	8 CLO-S	ELBOW,90°,MALE PIPE TO ORFS
69333	H3174PP	CLAMP,HYDRAULIC HOSE	80502	8 F5OX-S	CONNECTOR,STRAIGHT THREAD TO FLARE TUBE
69503	4 F65OX-S	CONNECTOR,STRAIGHT THREAD TO 37° SWIVEL	80503	8 C5OX-S	ELBOW,90°,STRAIGHT THREAD TO FLARE TUBE
69775	8 FNL-S	CAP, TUBE END	81010	AS-B-27	SLEEVE,NYLON,1.63" ID
71038	1/4X1/4F3HG-S	ADAPTER,CONVERSION	83052	821-6	HOSE,3/8 INCH ID
71196	12-8 F5OLO-S	CONNECTOR,STRAIGHT THREAD TO ORFS	83053	821-8	HOSE,1/2 INCH ID
71383	1/4 CD45-S	ELBOW,45°,MALE TO FEMALE PIPE	83054	821-12	HOSE,3/4 INCH ID
72270	12FNL-S	CAP, TUBE END	83055	30682-6-6	HOSE END,FEMALE SWIVEL,JIC
73436	60C-4	SLEEVE,COMPRESSION	83056	30682-12-12	HOSE END,FEMALE SWIVEL,JIC
73437	61C-4	NUT,COMPRESSION	83057	33782-6-6	HOSE END,45° FEMALE SWIVEL,JIC
73438	33482-4-4B	HOSE END,PUSH LOK,MALE	83058	33982-6-6	HOSE END,90° FEMALE SWIVEL,JIC
73767	1CD-S	ELBOW,90°,MALE TO FEMALE PIPE	83060	33982-12-12	HOSE END,90° FEMALE SWIVEL,JIC
73768	20-16-F5OG5-S	ADAPTER,FEMALE PIPE TO STRAIGHT THREAD	83063	13743-4-4	HOSE END,45° FEMALE SWIVEL,JIC
73769	16-20 F5OLO-S	CONNECTOR,STRAIGHT THREAD TO ORFS			
74660	6-8 F42EDMLO-S	CONNECTOR,MALE BSPP TO ORFS			
74661	8-8 F42EDMLO-S	CONNECTOR,MALE BSPP TO ORFS			
75007	4 FLO-S	CONNECTOR,MALE PIPE TO ORFS			
75008	1/8 HP-S	PLUG,PIPE THREAD			
75014	1/2 HP-S	PLUG,PIPE THREAD			
75042	8 WELO-WLNL-S	UNION,90° BULKHEAD W/NUT,ORFS			
75043	3/4 FF-S	NIPPLE,PIPE			
75254	24 F5OHAO-S	UNION,STRAIGHT THREAD			
75255	12 F5OHAO-S	UNION,STRAIGHT THREAD			
75256	XV506P-24	BALL VALVE			
75574	4 WLNL-S	BULKHEAD LOCKNUT			
75612	8 WJLO-WLNL-S	RUN TEE, BULKHEAD,ORFS			
75613	12-8 F5OG5-S	ADAPTER,FEMALE PIPE TO STRAIGHT THREAD			
75614	8 CC5OLO-S	ELBOW,90° LONG,STRAIGHT THREAD TO ORFS			
75628	1JB43-4-4	HOSE END,BULKHEAD,SEAL LOK			

Fitting Cross References (Continued)

Genie PN	Parker PN	Description	Genie PN	Parker PN	Description
83064	13743-8-8	HOSE END,45° FEMALE SWIVEL,JIC	89449	6 WJLO-WLNL-S	RUN TEE, BULKHEAD,ORFS
83065	13743-12-12	HOSE END,45° FEMALE SWIVEL,JIC	89489	4 WJMLO-S	BRANCH TEE,BULKHEAD,ORFS
83066	13943-8-8	HOSE END,90° FEMALE SWIVEL,JIC	89551	1JB43-6-6	HOSE END,BULKHEAD,SEAL LOK
83067	14143-6-6	HOSE END,90° FEMALE SWIVEL,JIC	89552	1JB43-8-8	HOSE END,BULKHEAD,SEAL LOK
83068	14143-8-8	HOSE END,90° FEMALE SWIVEL,JIC	89593	20 C5OLO-S	ELBOW,90°,STRAIGHT THREAD TO ORFS
83069	14143-12-12	HOSE END,90° FEMALE SWIVEL,JIC	94161	8-8 CLO-S	ELBOW,90°,MALE PIPE TO ORFS
83070	772-8	HOSE,1/2 INCH ID	94358	351TC-12	HOSE,3/4 INCH ID
83071	10671-8-8	HOSE END,FEMALE SWIVEL,JIC	94418	20 FLO-S	CONNECTOR,MALE PIPE TO ORFS
83072	10671-12-12	HOSE END,FEMALE SWIVEL,JIC	96358	12 TX-S	SLEEVE,FLARE TUBE
83073	13771-8-8	HOSE END,45° FEMALE SWIVEL,JIC	96359	12 BTX-S	NUT,FLARE TUBE
83074	13771-12-12	HOSE END,45° FEMALE SWIVEL,JIC	96397	8 F5OX-S	CONNECTOR,STRAIGHT THREAD TO FLARE TUBE
83075	13971-8-8	HOSE END,90° FEMALE SWIVEL,JIC	96398	12-8 F5OX-S	CONNECTOR,STRAIGHT THREAD TO FLARE TUBE
83076	13971-12-12	HOSE END,90° FEMALE SWIVEL,JIC	96402	10343-6-6	HOSE END,MALE,JIC
83077	14171-8-8	HOSE END,90° FEMALE SWIVEL,JIC	96407	30382-6-6B	HOSE END,MALE,JIC
83078	14171-12-12	HOSE END,90° FEMALE SWIVEL,JIC			
83080	13943-16-16	HOSE END,90° FEMALE SWIVEL,JIC			
83103	10671-16-12	HOSE END,FEMALE SWIVEL,JIC			
83104	10671-10-12	HOSE END,FEMALE SWIVEL,JIC			
83112	1JC71-8-8	HOSE END,FEMALE SWIVEL,SEAL LOK			
83113	1JS71-16-12	HOSE END,FEMALE SWIVEL,SEAL LOK			
83114	1JS71-10-12	HOSE END,FEMALE SWIVEL,SEAL LOK			
83115	1J971-8-8	HOSE END,90° FEMALE SWIVEL,SEAL LOK			
83116	1J171-8-8	HOSE END,90° FEMALE SWIVEL,SEAL LOK			
83117	1J771-8-8	HOSE END,45° FEMALE SWIVEL,SEAL LOK			
83127	1J543-6-8	HOSE END,90° FEMALE SWIVEL,JIC			
83128	1JC43-6-8	HOSE END,FEMALE SWIVEL,SEAL LOK			
87033	12-6 TRLO-S	REDUCER,TUBE END TO SWIVEL,ORFS			
87034	3J782-8-8	HOSE END,45° FEMALE SWIVEL,SEAL LOK			
87172	12 HP5ON-S	PLUG,STRAIGHT THREAD			
87185	8 WNLO-WLNL-S	UNION,BULKHEAD 45°,ORFS			
87246	4 C6X-S	ELBOW,90°,SWIVEL NUT TO FLARE TUBE			
87679	6 LHP-S	FLANGE SEAL FITTING, MALE			
87681	6PLS N0702	BONDED SEAL			
88100	SR88100	ADAPTER,OIL DRAIN,GM 3.0L			
88311	1JS43-20-20	HOSE END,FEMALE SWIVEL,SEAL LOK			
88353	20 V5OLO-S	ELBOW,45°,STRAIGHT THREAD TO ORFS			
88474	10081-20	Crimp Shell, 1.25"			
88475	1988-20-24	HOSE END,90° FLANGE HEAD			
88476	JS88-24-24	HOSE END,FEMALE SWIVEL,SEAL LOK			
88477	1JC88-20-20	HOSE END,FEMALE SWIVEL,SEAL LOK			
88478	811-20	HOSE,11/4 INCH ID			
88936	20-16 F5OLO-S	CONNECTOR,STRAIGHT THREAD TO ORFS			
88937	20-16 FLO-S	CONNECTOR,MALE PIPE TO ORFS			
88938	1JC88-16-16	HOSE END,FEMALE SWIVEL,SEAL LOK			
88939	1J988-16-16	HOSE END,90° FEMALE SWIVEL,ORFS			
88940	811-16	HOSE,1 INCH ID			
88944	1J988-20-20	HOSE END,90° FEMALE SWIVEL,ORFS			
89403	16 VLO-S	ELBOW,45°,MALE PIPE TO ORFS			

Genie Scandinavia

Phone +46 31 575100
Fax +46 31 579020

Genie France

Phone +33 (0)2 37 26 09 99
Fax +33 (0)2 37 26 09 98

Genie Iberica

Phone +34 93 579 5042
Fax +34 93 579 5059

Genie Germany

Phone +49 (0)4202 88520
Fax +49 (0)4202 8852-20

Genie U.K.

Phone +44 (0)1476 584333
Fax +44 (0)1476 584334

Genie Mexico City

Phone +52 55 5666 5242
Fax +52 55 5666 3241

Genie North America

Phone 425.881.1800
Toll Free USA and Canada
800.536.1800
Fax 425.883.3475

Genie Australia Pty Ltd.

Phone +61 7 3375 1660
Fax +61 7 3375 1002

Genie China

Phone +86 21 53852570
Fax +86 21 53852569

Genie Malaysia

Phone +65 98 480 775
Fax +65 67 533 544

Genie Japan

Phone +81 3 3453 6082
Fax +81 3 3453 6083

Genie Korea

Phone +82 25 587 267
Fax +82 25 583 910

Genie Brasil

Phone +55 11 41 665 755
Fax +55 11 41 665 754

Genie Holland

Phone +31 183 581 102
Fax +31 183 581 566

Distributed By:

Parts Manual

GS-1530

GS-1930

to SN 59999

Part No.
39529

Rev J25

Genie
A TEREX BRAND